

# ANNUAL BUDGET

FOR THE

## CITY OF KENAI, ALASKA

# Draft



**Daubenspeck Park**



JULY 1, 2026 -  
JUNE 30, 2027



**ANNUAL OPERATING BUDGET  
OF THE  
CITY OF KENAI, ALASKA**



**For the Fiscal Year Beginning  
July 1, 2026**

**Terry Eubank  
City Manager**

**Prepared by  
David Swarner  
Finance Director**



**CITY OF KENAI  
FISCAL YEAR 2027 CONSOLIDATED OPERATING BUDGET**

**TABLE OF CONTENTS**

| <b><u>SECTION</u></b>   | <b><u>BEGINNING<br/>NUMBER</u></b> |
|---|------------------------------------|
| <b><u>Introduction</u></b>  |                                    |
| Your Local Government .....   | 1                                  |
| How To Use This Document .....  | 3                                  |
| Transmittal Letter .....  | 5                                  |
| Budget Development Process .....  | 9                                  |
| Fund Structure .....  | 12                                 |
| Financial Policies .....  | 15                                 |
| Budget Appropriating Ordinance .....                                      | 20                                 |
| Resolution Fixing the Rate of Levy of Property Tax.....                   | 25                                 |
| Strategic Goal and Priorities.....  | 26                                 |
| Performance Measures.....   | 33                                 |
| <b><u>Overview</u></b>  |                                    |
| Combined Revenues, Appropriations Fund Balance/Net Assets All Funds ..... | 36                                 |
| Combined Revenue and Appropriations All Fund Types .....                  | 40                                 |
| Summary of Major Funds and Non-Major Funds in the Aggregate               |                                    |
| Prior Year, Current Year, and Adopted Budget .....                        | 42                                 |
| Revenues.....   | 44                                 |
| General Fund Central Administration Cost Allocation.....                  | 63                                 |
| <b><u>General Fund</u></b>  |                                    |
| Budget Projection.....  | 66                                 |
| General Fund – Fund Balance Policy Compliance .....                       | 67                                 |
| Property Tax Breakdown.....   | 68                                 |
| Property Tax Breakdown Graph.....   | 69                                 |
| General Fund Expenditure Recap.....                                       | 70                                 |
| General Fund Expenditure Summary .....                                    | 72                                 |
| Summary by Line Item .....  | 73                                 |
| Expenditures:   |                                    |
| City Clerk .....  | 74                                 |
| Visitor Center .....  | 79                                 |
| Legislative .....   | 83                                 |
| Legal .....   | 87                                 |
| City Manager.....   | 91                                 |
| Human Resources .....   | 96                                 |
| Finance .....   | 100                                |
| Land Administration.....  | 105                                |
| Non-Departmental.....   | 110                                |
| Planning and Zoning .....   | 113                                |
| Safety.....   | 118                                |
| Police .....  | 122                                |
| Fire.....   | 127                                |
| Communications .....  | 133                                |
| Animal Control.....   | 138                                |

**CITY OF KENAI  
FISCAL YEAR 2027 CONSOLIDATED OPERATING BUDGET**

**TABLE OF CONTENTS**

| <b><u>SECTION</u></b>                         | <b><u>BEGINNING<br/>NUMBER</u></b> |
|---|------------------------------------|
| Public Works Administration.....              | 143                                |
| Shop .....                                    | 145                                |
| Streets.....                                  | 147                                |
| Buildings .....                               | 156                                |
| Street Lighting.....                          | 161                                |
| Library .....                                 | 165                                |
| Parks, Recreation, Beautification.....        | 171                                |
| Boating Facility.....                         | 178                                |
| <br>  |                                    |
| <b><u>Special Revenue Funds</u></b>           |                                    |
| Recap of Special Revenue Funds Budgets .....  | 184                                |
| <br>  |                                    |
| <b>Personal Use Fishery Fund</b>              |                                    |
| Budget Projection.....                        | 186                                |
| Summary by Line Item .....                    | 185                                |
| Fund Narrative .....                          | 188                                |
| Personal Use Fishery – Public Safety .....    | 192                                |
| Personal Use Fishery – Streets.....           | 194                                |
| Personal Use Fishery – Park and Rec.....      | 196                                |
| Personal Use Fishery – Boating Facility ..... | 198                                |
| <br>  |                                    |
| <b>Water and Sewer Fund</b>                   |                                    |
| Budget Projection.....                        | 200                                |
| Utilities Narrative .....                     | 201                                |
| Utilities Department.....                     | 204                                |
| <br>  |                                    |
| <b>Airport Fund</b>                           |                                    |
| Budget Projection.....                        | 206                                |
| Summary by Line Item .....                    | 207                                |
| Terminal.....                                 | 218                                |
| Airfield .....                                | 212                                |
| Administration .....                          | 216                                |
| Other Buildings & Areas .....                 | 220                                |
| Training Facility .....                       | 225                                |
| <br>  |                                    |
| <b>Senior Citizens Fund</b>                   |                                    |
| Budget Projection.....                        | 229                                |
| Summary by Line Item .....                    | 230                                |
| Fund Narrative .....                          | 231                                |
| Senior Citizen Access .....                   | 235                                |
| Congregate Meals.....                         | 237                                |
| Home Delivered Meals .....                    | 239                                |
| Transportation.....                           | 241                                |

**CITY OF KENAI  
FISCAL YEAR 2027 CONSOLIDATED OPERATING BUDGET**

**TABLE OF CONTENTS**

| <b><u>SECTION</u></b>   | <b><u>BEGINNING<br/>NUMBER</u></b> |
|---|------------------------------------|
| Choice Waiver.....  | 243                                |
| <b><u>Debt Service Fund</u></b>                                     |                                    |
| Budget Projection.....  | 246                                |
| Debt Service .....  | 247                                |
| Summary by Debt Issuance .....                                      | 248                                |
| <b><u>Permanent Funds</u></b>                                       |                                    |
| Land Sales Trust Funds Budgets .....                                | 250                                |
| <b><u>Internal Service Funds</u></b>                                |                                    |
| <b>Employee Health Care Fund</b>                                    |                                    |
| Budget Projection Summary.....                                      | 252                                |
| Employee Health Care Fund .....                                     | 253                                |
| <b>Equipment Replacement Fund</b>                                   |                                    |
| Budget Projection Summary.....                                      | 255                                |
| Equipment Replacement Fund.....                                     | 256                                |
| Schedule of Replacement and Payments.....                           | 258                                |
| <b>Fleet Replacement Fund</b>                                       |                                    |
| Budget Projection Summary.....                                      | 259                                |
| Fleet Replacement Fund .....  | 260                                |
| Schedule of Replacement and Payments.....                           | 262                                |
| <b><u>Enterprise Funds</u></b>                                      |                                    |
| <b>Congregate Housing Fund</b>                                      |                                    |
| Budget Projection.....  | 264                                |
| Congregate Housing .....  | 265                                |
| <b><u>Major and Capital Projects Funds</u></b>                      |                                    |
| Capital Budget Revenue, Expenditure, and Fund Balance Summary.....  | 271                                |
| Capital Budget Expenditure Summary .....                            | 272                                |
| Playground Improvement Capital Project Fund .....                   | 273                                |
| Park Improvement Capital Project Fund.....                          | 275                                |
| Cemetery Improvements Capital Project Fund .....                    | 277                                |
| Kenai Recreation Center Improvements Capital Project Fund .....     | 278                                |
| Kenai Senior Center Improvement Capitol Project Fund .....          | 280                                |
| Kenai Bluff Erosion Improvements Capitol Project Fund .....         | 282                                |
| Personal Use Fishery Improvement Capitol Project Fund .....         | 283                                |
| Kenai Public Safety Improvement Capitol Project Fund .....          | 284                                |
| Congregate Housing Improvement Capitol Project Fund.....            | 290                                |
| Kenai Multipurpose Facility Improvement Capital Projects Fund ..... | 287                                |
| Library Improvement Capital Project Fund .....                      | 288                                |
| Kenai City Hall Improvement Capital Project Fund.....               | 289                                |

**CITY OF KENAI  
FISCAL YEAR 2027 CONSOLIDATED OPERATING BUDGET**

**TABLE OF CONTENTS**

| <b><u>SECTION</u></b>   | <b><u>BEGINNING<br/>NUMBER</u></b> |
|---|------------------------------------|
| Airport Operations Facility Improvement Capital Project Fund .....    | 291                                |
| Airport Snow Removal Equipment Improvement Capital Project Fund ..... | 292                                |
| Airport Terminal Improvement Capital Project Fund .....               | 292                                |
| Airport Improvements Capital Project Fund .....                       | 293                                |
| Water and Sewer Improvement Capital Project Fund .....                | 296                                |
| Wastewater Treatment Facility Improvement Capital Project Fund .....  | 299                                |
| Trail Construction Improvement Capital Project Fund .....             | 301                                |
| Municipal Roadway Improvement Capital Project Fund .....              | 302                                |
| Municipal Facility Improvement Capital Project Fund .....             | 304                                |
| <br><b><u>Appendices</u></b>  |                                    |
| City of Kenai Schedule of Rates, Charges and Fees .....               | 305                                |
| Authorized Personnel Staffing Table .....                             | 323                                |
| City Wide Organizational Chart .....                                  | 328                                |
| Classified Salary Schedule .....                                      | 330                                |
| Chart of Accounts .....   | 333                                |
| Community Profile .....   | 334                                |
| Glossary of Key Terms .....   | 348                                |


# YOUR LOCAL GOVERNMENT

## MEET YOUR ELECTED OFFICIALS



The Mayor and six members of the Kenai City Council are elected at large to three-year terms. The positions are non-partisan. Terms are staggered, with positions ending for the Mayor and two Council Members one year and for two Council Members each of the next two years. Kenai City Council elections are part of the Kenai Peninsula Borough's general election held annually in October.

Mayor Henry Knackstedt  
Term Expires 2028  
[hknackstedt@kenai.city](mailto:hknackstedt@kenai.city)



Vice Mayor Victoria Askin  
Term Expires 2028  
[vaskin@kenai.city](mailto:vaskin@kenai.city)



Councilor Deborah Sounart  
Term Expires 2027  
[dsounart@kenai.city](mailto:dsounart@kenai.city)



Councilor Sovala Kisena  
Term Expires 2027  
[skisena@kenai.city](mailto:skisena@kenai.city)



Councilor Phil Daniel  
Term Expires 2026  
[pdaniel@kenai.city](mailto:pdaniel@kenai.city)



Councilor Bridget Grieme  
Term Expires 2028  
[bgrieme@kenai.city](mailto:bgrieme@kenai.city)

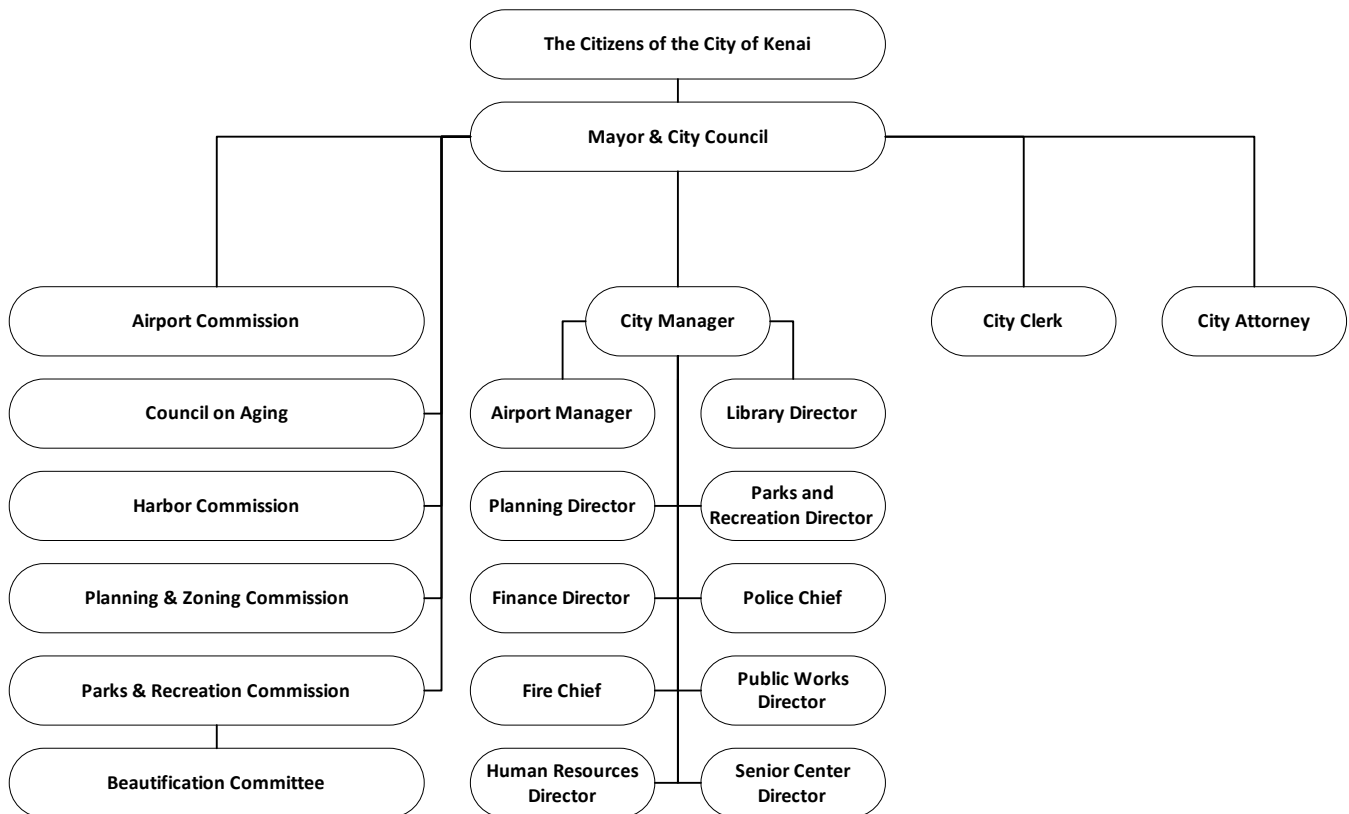


Councilor Glenese Pettey  
Term Expires 2026  
[gpettey@kenai.city](mailto:gpettey@kenai.city)

## CITY ADMINISTRATION

The City of Kenai adopted the Council/Manager form of government in 1963 and has been operating under this form since that time. Under the Council/Manager form of government, the City Council is responsible for the establishment of policy which is then implemented and administered by the City Manager through the City's department directors.

|                                  |                        |
|----------------------------------|------------------------|
| City Manager .....               | Terry Eubank           |
| City Attorney .....              | Scott Bloom            |
| City Clerk .....                 | Michelle Saner         |
| Finance Director .....           | David Swarner          |
| Human Resource Director .....    | Stephanie Randall      |
| Planning Director .....          | Kevin Buettner         |
| Police Chief .....               | David Ross             |
| Fire Chief .....                 | Jay Teague             |
| Public Works Director .....      | Lee Frey               |
| Library Director .....           | Katja Wolfe            |
| Park & Recreation Director ..... | Tyler Best             |
| Airport Manager .....            | Interim Mary Bondurant |
| Senior Center Director .....     | Kathy Romain           |



## CONTACT INFORMATION

City of Kenai, 210 Fidalgo Ave., Kenai, Alaska 99611

Phone: (907) 283-7535, Fax (907) 283-3014

[www.kenai.city](http://www.kenai.city)

## HOW TO USE THIS DOCUMENT

The City's budget document is designed to serve four basic purposes:

1. To function as a financial plan for the City of Kenai during the 2027 fiscal year.
2. To provide a management tool to assist City staff in achieving the day to day results and outcomes approved for funding by the City Council.
3. To serve as a policy document, clearly articulating the policy direction provided by the City Council for implementation during the coming year.
4. To provide a communication tool for citizens, businesses, and other interested parties.

This document should also provide the lay reader with a clear understanding of the activities funded in fiscal year 2027, the overall costs of those services, and understanding of the benefits derived from those activities, and an explanation of the process used to arrive at the funding decisions represented by this document.

- **How to Use This Document** – This section includes an introduction to the budget documents as well as information about our City, the Council and our form of Government.
- **Letter of Transmittal** – This portion of the budget includes a letter from the City Manager to the Citizens of Kenai and the Kenai City Council explaining the budget documents. Additionally, it explains any significant changes from the previous year and details any major changes in financial policy.
- **The Budget Development Process** – This section of the budget describes the entire process for putting the fiscal year 2027 budget together from estimating

revenues and allocating expenditures through adoption of the final budget.

- **Fund Structure** – This section provides a comprehensive list of City funds, their types, amounts and status as a major or minor fund.
- **Financial Policies** – This section describe financial policies of the City which guide the formulation of this document.
- **Strategic Goals & Priorities** – This section contains an outline of the approved financial policies and programs and the relationship of appropriations to this policies and programs.
- **Appropriating Ordinance and Resolution Establishing City's Mill Rate** – The legislation enacted to adopt the FY2027 City of Kenai Operating and Capital Budget and the property tax levy for FY2027.
- **Performance Measures** – This section identifies and describes the City's adoption of performance measures in its operational management.
- **Revenues** – The revenues section summarizes the City's revenues from fiscal year 2025 through budgeted revenues that support the fiscal year 2027 budget. This section illustrates multi-year revenue trends and projects revenues for the coming year. This section is a vital element of the City's financial plan, and also serves as a communications tool for citizens and a reflection of Council policy through its decisions regarding the property tax levy, utility charges, and other issues.

- **Operating Budgets** – This section provides a summary of each departmental budget. Each summary department’s mission, function and responsibilities, an organization chart, staffing history including overtime by position, department performance measures, an evaluation of FY2026 Goals, FY2027 Department Goals and future considerations of the department.
- **Major & Capital Projects** – This section provides a summary and description of the City’s Five-year capital improvement program. This includes all projects that meet the City’s definition of a capital project, and include fixed and permanent improvements to City facilities and infrastructure, and new construction of facilities, with a useful life of one year or more and cost of over \$35,000.
- **Appendices** – This section provides a other information about the City and its operations which users may find valuable.
  - City of Kenai Schedule of Rates, Charges & Fees.
  - Authorized Personnel Staffing Table.
  - City Entity-wide Organization Chart.
  - FY2027 City Salary Schedule.
  - Chart of Accounts.
  - Kenai Community Profile.
  - Glossary of Key Terms.



June 3, 2026

Citizens of Kenai  
Kenai City Council

RE: FY2027 Proposed Budget Transmittal Letter

Pursuant to Kenai Municipal Code 7.25, which provides legal standards for preparing, presenting, adopting, implementing, and monitoring the budget, I submit the FY2027 proposed budget for your consideration. This budget maintains current service levels within City operations and prioritizes the maintenance of the City's capital infrastructure through major and capital projects, all while remaining mindful of the community's needs and priorities. The FY2027 budget does not propose any change to the property tax mill levy or City sales tax rate. In preparation of the budget council established seven goals, this budget achieves six of those goals and partially achieved the seventh.

Major and capital project expenditures focus on maintaining the City's current infrastructure. The FY2027 Budget as proposed shows a General Fund deficit of \$317,340 after projected lapse of \$1,040,689.

During the preparation of this budget, we were fully cognizant of the need to ensure the long-term value of investments and the financial stability of our City. General Fund reserves are sufficient to commit \$4,057,458 to funding the City's five-year capital plan. \$4,057,458 represents sufficient funding for 33.01% of the total five-year plan. The City is in a position to fully fund our five-year Capital Improvement Plan without an increase in property tax or sales tax, contingent on receiving sufficient grant funds identified in the plan. Fiscal constraint will be needed during the next five years, with capital projects focused on maintenance of our existing infrastructure. Investment in any new infrastructure should be strategic, fully vetted, and provide a clear return on investment, while supporting a thriving business, residential, recreational and cultural community.

Major initiatives for the City in FY2027 are:

#### Strategic Planning

- Lead a collaborative planning process involving the City Council, staff, and community stakeholders to establish a clear multi-year vision, identify organizational priorities, set measurable goals and objectives, align resources with community needs, and adopt an implementation framework that includes timelines, accountability measures, and regular progress reporting.
- Oversee the finalization of the Airport Master Plan through coordination with airport users, regulatory agencies, consultants, and community stakeholders to establish a long-term vision for airport development, prioritize capital improvement projects, ensure regulatory compliance, identify funding opportunities, and position the airport for future operational and economic growth.

Economy and Jobs:

- Continue to market our City to retain and attract specific businesses and industries that are necessary to maintain and grow the local economy. Growth in the local economy will ensure continued growth in sales and property tax to support local employment and City services in the coming years.
- Explore the development of policies and initiatives to attract new investment in Kenai. Create policies which foster investment in Kenai and, in particular, into revitalizing some of Kenai's older structures and expanding housing opportunities is important to the City's future success.
- Streamline and clarify City processes to assist new and existing businesses with operating in and continued investments in Kenai.

Infrastructure:

- With fewer grants from the State of Alaska to construct and maintain City infrastructure, the City is prioritizing the use of and working to identify new sources of revenue to assist in maintaining the City's assets. Within the City's Five-Year Capital Plan, the priority has been placed on the maintenance of existing assets with an emphasis on the assets needed to provide core City services.
- Road maintenance is a central priority in the FY2027 budget and reflects the City's commitment to responsible stewardship of public infrastructure. In FY2026 a comprehensive street condition assessment was completed, which recommended an annual investment of approximately \$1.5 million to maintain and improve existing road conditions. The FY2027 budget responds to this evaluation by allocating \$1,675,000 for street maintenance, supporting continued progress toward preserving and improving the City's roadway system.
- The City is in the process of evaluating long-term facility needs for public safety operations for Police, Fire and Dispatch. This assessment includes consideration of existing City-owned buildings to determine the most efficient and cost-effective solutions.
- Total FY2027 transfers to capital projects by fund are as follows:

|                         |                    |
|-------------------------|--------------------|
| General Fund            | \$2,380,000        |
| Congregate Housing Fund | 100,000            |
| Airport Fund            | 380,100            |
| Water & Sewer Fund      | 710,000            |
|                         | <u>\$3,570,100</u> |

- In addition to the \$3,570,100 in capital projects there is an additional \$280,300 for special projects in FY2027 as follows:

|                           |                  |
|---------------------------|------------------|
| General Fund              | \$167,300        |
| Congregate Housing Fund   | 37,000           |
| Personal Use Fishery Fund | 46,000           |
| Airport Fund              | 30,000           |
|                           | <u>\$280,300</u> |



The proposed FY2027 budget maintains the core services that our residents depend upon and assures good stewardship and use of public funds. The City of Kenai is financially sound and well-positioned to grow and succeed in the years to come.

I look forward to discussing this budget with the City Council and the community. I encourage your comments and suggestions on the services we provide.

Sincerely,



Terry Eubank  
City Manager



This page intentionally left blank

## BUDGET DEVELOPMENT PROCESS

For the FY2027 Budget, the City Council held a work session on January 7, 2026 at which it discussed and formulated goals for the formation of the FY2027 Budget. Those goals were formally adopted by Resolution 2026-03 on January 21, 2026. Utilizing the goals adopted by the City Council, the City Manager directed all departments to submit a budget that would meet its needs with an emphasis on identifying efficiencies and maintaining the fiscally conservative culture of the City. With inflationary pressures not seen in the Country for forty years, status quo or budget reductions were not expected or required, unless generated through efficiencies.

The administration selected this approach acknowledging the fiscal situation facing the state, nation and Kenai citizens. The Kenai City Council and the City's Administration are committed to providing a budget which can support operations, excluding capital and one-time special projects utilizing the City's current revenue sources. FY2027 projects no use of General Fund, fund balance with a projected deficit of \$317,340. The FY2027 General Fund budget includes \$2,380,000 in capital funding and \$167,300 in one-time special project funding.

### **Basis of Budgeting**

For all Governmental Funds the City prepares a modified accrual basis budget, which is the same basis utilized in preparation of the City's Comprehensive Annual Financial Report. A modified accrual basis budget recognizes revenues when they are measurable and available. Revenues are considered available when they are collectible in the current period or soon enough thereafter to pay liabilities of the current period. For this purpose, the City considers revenues to be available if they are collected within 60 days of the end of the current fiscal period. Expenditures are generally recorded when a liability is incurred, as under accrual accounting. However, debt service expenditures, as well as expenditures related to claims and judgments and compensated absences, are recorded on when payment is due.

For the Proprietary Funds of the City an accrual basis budget is prepared using the economic resources measurement focus and the accrual basis of accounting. Revenues are recorded when earned and expenses are recorded when a liability is incurred, regardless of the timing of cash flows. Grants and similar programs are recognized as revenue as soon as all eligibility requirements imposed by the provider have been met.

### **Budget Adoption**

The City of Kenai adopts a legally binding annual budget in accordance with Kenai Municipal Code (KMC) 7.25, which provides legal standards for preparing, presenting, adopting, implementing and monitoring the budget. The City's Fiscal Year runs from July 1<sup>st</sup> to June 30<sup>th</sup>. The City's budget serves as a roadmap for the fiscal year's expenditures and reflects the goals and policies of the City.

Per KMC 7.25.010(g) the adoption of a budget shall be completed by the tenth day of June annually. Finance Department staff began the preparation of the 2027 budget in November 2026. By the beginning of April, a preliminary budget was completed. Staff presented the proposed budget to City Commissions beginning in April with the final draft being presented to the City Council in April, and a public hearing work session was held the same month. A public hearing to adopt the proposed budget occurred on June 3<sup>rd</sup>. The budget process ends when the final budget is adopted on or before June 3<sup>rd</sup> by the Kenai City Council.

## Budget Chronology

---

**November 14** – New personnel/position reclassification requests to HR Director.

**December 29** – Fiscal Year 2027 Budget Goals Work Session.

---

**January 7** – FY2027 Budget Goals & Fiscal Year 2027-2031 Capital Plan Work Session.

**January 21** – Public hearing on Resolution 2026-02 to adopt the Fiscal Year 2027-2031 Capital Plan. Public hearing on Resolution 2026-03 adopting goals to guide the preparation of the FY2027 Budget.

**January 26** – Revenue estimates to City Manager.

**January 30** – Budget guidance and submission requirements provided to department heads with preparation packets.

---

**February 13** – Overtime and temporary staffing salary and benefits requests to HR Director.  
Department budget narratives due to Finance.  
Department operational budget submission due to Finance.  
Overtime and temporary staffing salary benefits requests to Finance.

**February 19** – Department Special Project requests due to Finance.

---

**March 13** – Personnel salary and benefits totals to City Manager.

**March 16** –  
**27** – Department budget meetings with City Manager.

**March 27** – City Manager approval of salary and benefits.  
Consolidated operational budget submitted to City Manager.  
Consolidated Special Project requests submitted to City Manager.

---

**April 15**– State of the City address.  
**April 17** – Draft budget distributed to Council.

---

**May 2** – Budget work session with Council.  
**May 12** – Budget Ordinance to City Clerk for May 20 Council packet.  
**May 20** – Introduction of Budget Ordinance.  
**May 26** – Mill Rate Resolution to City Clerk for June 3 Council Packet.  
Publish notice of public hearing to adopt FY2027 Budget.

---

**June 3** – Public Hearing and adoption of Budget Ordinance.  
Public Hearing and approval of Mill Rate Resolution (Must be provided to KPB by June 15).

**June 24** – Publication and distribution of the Budget document.

---

Budgetary control (the level at which expenditures may not exceed budget) is maintained at the object class level by the encumbrance of estimated purchase amounts prior to the release of purchase orders to vendors. Purchase orders which would result in an overrun of object class balances are not released until additional appropriations are made available

### **Amending the Budget**

After approval by the Finance Director as to availability of unencumbered balances, transfers up to the amount of available funds may be made in line item accounts within a department of a fund and by up to ten thousand dollars (\$10,000) between the accounts of departments within a fund. The City Clerk may make such transfers within the General Fund Department of the City Clerk, and the City Attorney may make such transfers within the General Fund Department of Law. The City Manager may make such transfers in all other areas except in the Legislative Department, which may be made by the Mayor or designee. The budgetary level of control will be the project level for Capital Project Funds.

When the Council determines that it is in the best interest of the City to authorize a budget transfer equal to or in excess of \$10,000 for a particular fund, it may do so by adopting a resolution with a simple majority vote. When the Council determines that it is in the best interest of the City to increase or decrease appropriation for a particular fund, it may do so by enacting an ordinance with a simple majority vote.

### **Encumbrances**

In all Governmental Funds of the City, when goods and services are not received by the end of the year, encumbrance accounting is employed. Encumbrances (e.g., purchase orders, contracts) outstanding at year-end are reported as appropriate constraints of fund balances if they meet the definitions and criteria as outlined above. These commitments will be re-appropriated and honored during the subsequent year.

# FUND STRUCTURE

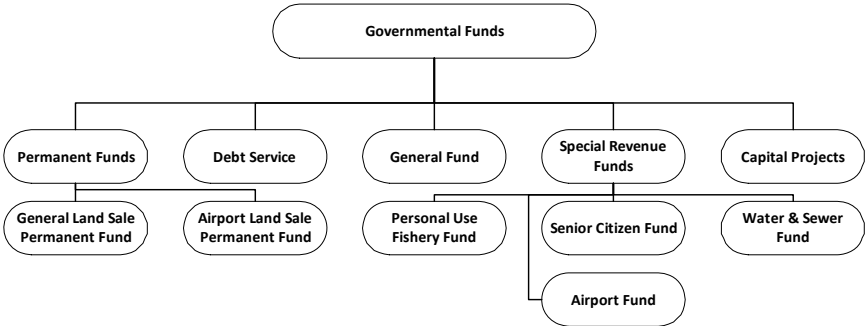
The accounts of the City are organized on the basis of funds and account groups, each of which is considered a separate accounting entity. Each fund is accounted for with a separate set of self-balancing accounts that comprise its revenues and expenditures.

The City's resources are allocated to and accounted for in individual funds depending on what they are to be spent for and how they are controlled. The City budgets each fund individually and each fund must be appropriated.

Accounting for the flow of dollars in and out of accounts varies depending upon whether the fund is of the governmental, proprietary or fiduciary type.

Major funds are funds whose revenues, expenditures/expenses, assets or liabilities (excluding extraordinary items) are at least 10 percent of corresponding totals for all governmental or enterprise funds and at least 5 percent of the aggregate amount for all governmental and enterprise funds. The General fund in all cases is considered a major fund.

**Governmental Funds**, Governmental Funds are designed to measure those financial resources on hand at the end of a period that are available to be expended or appropriated in future periods. Examples of governmental funds are the General Fund, Special Revenue funds, Debt Service funds, Permanent Funds and Capital Project funds.



The General Fund is the City's primary operating fund. It accounts for all financial resources except those required to be accounted for in other funds and is generally considered to represent the day to day operations of the City. It derives the majority of its revenues from taxes, state shared revenues and fines.

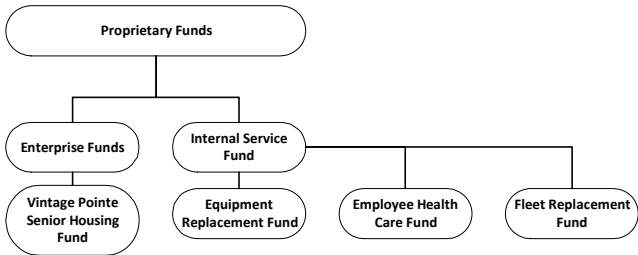
Special revenue funds account for proceeds of specific revenue sources that are restricted in some way or committed for purposes other than debt service or capital projects. The City's Special Revenue Funds include the Airport Fund, the Water & Sewer Fund, the Personal Use Fishery Fund and the Senior Citizen Fund.

Debt service funds are used to account for the accumulation of resources for payment of general obligation debt. Payment for general obligation debt is backed by the full faith and credit of the City. The primary source of revenue for this fund is a transfer from the City's General Fund.

The City operates two permanent funds which invest the proceeds from the sale of land acquired by the City's General Fund and land deeded to the City by the Federal Aviation Administration requiring their use be for the betterment and operations of the Kenai Municipal Airport.

Capital project funds are used to account for the construction of major capital facilities other than those financed by proprietary funds. Capital project funds are not included in the City's annual budget but are budgeted separately with construction funds depending on the project's budget.

**Proprietary Funds**, Proprietary funds distinguish operating revenues and expenses from non-operating items. Operating revenues and expenses generally result from providing services and producing and delivering goods in connection with a proprietary fund's principal ongoing operations. The principal operating revenues of the enterprise fund and of the City's internal service funds are charges to customers for sales and services. Operating expenses for the enterprise fund and internal service funds include the cost of sales and services, administrative expenses, and depreciation on capital assets. All revenues and expenses not meeting this definition are reported as non-operating revenues and expenses.



The City has three internal service funds: Equipment Replacement Fund, Employee Health Care Fund and Fleet Replacement Fund. The Equipment Replacement Fund was created in FY1998 to provide a financing mechanism for the replacement of equipment used by the General Fund with a minimum value of \$50,000. General Fund departments are charged an estimated amount to provide for the equipment's replacement at the end of its useful life. The Employee Health Care Fund accounts for all costs associated with employee health care and charges each fund and department based upon the number of eligible employees. The Fleet Replacement Fund was created in FY2021 to provide a financing mechanism for replacement of General Fund and Senior Citizen Special Revenue Fund vehicles. Departments are billed for the estimated replacement cost of the vehicles utilized to provide its services.

**FUND TYPES BUDGETED BY THE CITY**

|                                   | <u>Budgeted</u> | <u>Major Fund</u> | <u>Minor Fund</u> |
|-----------------------------------|-----------------|-------------------|-------------------|
| <b>Governmental Funds</b>         |                 |                   |                   |
| General Fund                      | Yes             | Yes               | No                |
| <b>Special Revenue Funds:</b>     |                 |                   |                   |
| Personal Use Fishery Fund         | Yes             | No                | Yes               |
| Water and Sewer Fund              | Yes             | Yes               | No                |
| Airport Fund                      | Yes             | Yes               | No                |
| Senior Citizen Fund               | Yes             | No                | Yes               |
| <b>Debt Service Fund</b>          |                 |                   |                   |
| Library Expansion Refunding Bonds | Yes             | No                | Yes               |
| <b>Permanent Funds</b>            |                 |                   |                   |
| General Land Sale Permanent Fund  | Yes             | No                | Yes               |
| Airport Land Sale Permanent Fund  | Yes             | Yes               | No                |

|  | <u>Budgeted</u> | <u>Major Fund</u> | <u>Minor Fund</u> |
|--|-----------------|-------------------|-------------------|
| <b>Internal Service Funds:</b>                         |                 |                   |                   |
| Equipment Replacement Fund                             | Yes             | No                | Yes               |
| Fleet Replacement Fund                                 | Yes             | No                | Yes               |
| Employee Health Care Fund                              | Yes             | No                | Yes               |
| <b>Enterprise Fund</b>                                 |                 |                   |                   |
| Vintage Pointe Senior Housing Fund                     | Yes             | Yes               | No                |
| <b>Capital Project Funds:</b>                          |                 |                   |                   |
| Playground Improvement <sup>1</sup>                    | Yes             | No                | Yes               |
| Park Improvement <sup>1</sup>                          | Yes             | No                | Yes               |
| Cemetery Improvement <sup>1</sup>                      | Yes             | No                | Yes               |
| Kenai Recreation Center Improvement <sup>1</sup>       | Yes             | No                | Yes               |
| Kenai Senior Center Improvement <sup>4</sup>           | Yes             | No                | Yes               |
| Kenai Bluff Erosion Improvement                        | Yes             | Yes               | Yes               |
| Personal Use Fishery Improvement <sup>1</sup>          | Yes             | No                | Yes               |
| Kenai City Dock Improvement <sup>4</sup>               | Yes             | No                | Yes               |
| Kenai Public Safety Improvements <sup>4</sup>          | Yes             | No                | Yes               |
| Flight Service Station Improvements <sup>4</sup>       | Yes             | No                | Yes               |
| Congregate Housing Improvement                         | Yes             | Yes               | No                |
| Kenai Multipurpose Facility Improvement <sup>1</sup>   | Yes             | No                | Yes               |
| Library Improvement <sup>4</sup>                       | Yes             | No                | Yes               |
| Kenai Visitor Center <sup>1</sup>                      | Yes             | No                | Yes               |
| Kenai City Hall <sup>4</sup>                           | Yes             | No                | Yes               |
| Airport Operations Facility Improvement <sup>3</sup>   | Yes             | No                | Yes               |
| Airport Snow Removal Equipment <sup>3</sup>            | Yes             | No                | Yes               |
| Airport Terminal Improvement <sup>3</sup>              | Yes             | No                | Yes               |
| Airport Improvements <sup>3</sup>                      | Yes             | No                | Yes               |
| Water & Sewer Improvement <sup>2</sup>                 | Yes             | No                | Yes               |
| Wastewater Treatment Facility Improvement <sup>2</sup> | Yes             | No                | Yes               |
| Trail Construction <sup>1</sup>                        | Yes             | No                | Yes               |
| Municipal Roadway Improvement                          | Yes             | No                | Yes               |
| Municipal Facility Improvement <sup>4</sup>            | Yes             | No                | Yes               |

When preparing the City's Comprehensive Annual Financial Report Capital Project Funds are consolidated by functional category. Consolidation of Capital Project Funds is as follows:

- <sup>1</sup> Parks & Recreation Capital Project Fund
- <sup>2</sup> Water & Sewer Capital Project Fund
- <sup>3</sup> Airport Improvement Capital Project Fund
- <sup>4</sup> Miscellaneous Capital Project Fund

## FINANCIAL POLICIES

The financial policies establish the framework for overall fiscal planning and management and sets forth guidelines for both current and long-term planning. These policies are reviewed annually to assure the highest standards of fiscal management. The City Manager and Department Directors have the primary role of reviewing financial actions and providing guidance on financial issues to the City Council.

### OVERALL GOALS

The overall financial goals underlying these policies are:

1. *Fiscal Sustainability*: To ensure the City is in a solid financial condition at all times. This can be defined as:
  - a. Fiscal Solvency – the ability to meet current and future fiscal obligations.
  - b. Budgetary Solvency – the ability to provide a balanced budget.
  - c. Service Level Solvency – the ability to provide needed and desired services.
2. *Flexibility*: To ensure that the City is in a position to respond to changes in the economy or new service challenges without an undue amount of financial stress.
3. *Adherence to the Highest Accounting and Management Practices*: As set by the Government Finance Officers' Association (GFOA) standards for financial reporting and budgeting, the Governmental Accounting Standards Board, and other professional standards.

Based on the overall goals listed above the following Financial Policies are provided:

### Operating Budget Policies

The budget is a plan for allocating resources. The objective is to enable service delivery with allocated resources. Services must be delivered to the citizens at a level that will meet real needs as efficiently and effectively as possible.

- The City's goal is to pay for all recurring expenditures with recurring revenues and to use nonrecurring revenues for non-recurring expenditures.
- It is important that a positive undesignated fund balance and a positive cash balance be shown in all governmental funds at the end of each fiscal year.
- When deficits appear to be forthcoming within a fiscal year, spending during the fiscal year should be reduced sufficiently to create a positive undesignated fund balance and a positive cash balance.
- The budget should be structured so that users can readily establish the relationship between expenditures and the achievement of service objectives.
- Individual department budget submissions must be prepared with the basic assumption that current tax rates will be maintained.
- The budget will provide for adequate maintenance of capital plans and equipment and for its orderly replacement.
- A balanced budget is defined as revenues, including the use of fund balance as a revenue source, equaling expenditures.

### Debt Policies

- The City will not fund current operations from the proceeds of borrowed funds.
- When the City finances capital projects by issuing bonds, it will repay the debt within a period not to exceed the expected useful life of the asset.
- The City will maintain good communication about its financial condition with bond and credit institutions.

- The City will follow a policy of full disclosure in every annual financial statement and bond official statement.
- The City will avoid borrowing on tax anticipation and maintain an adequate fund balance.
- Pursuant to Section 6-1 of the Kenai Municipal Charter, outstanding general-obligation indebtedness of the City shall not at any time exceed twenty percent (20%) of the assessed value of real and personal property in the City.

### **Revenue Policies**

- The City will try to maintain a diversified and stable revenue structure to shelter it from short-run fluctuations in any one-revenue source.
- The City will estimate its annual revenues by an objective, analytical process.
- The City will regularly review user fee charges and related expenditures to determine if pre-established recovery goals are being met.
- The City should routinely identify governmental aid funding possibilities.

### **Investment Policies**

- The City will maintain an investment policy based on the Government Finance Officers' Association (GFOA) model investment policy.
- The City will conduct an analysis of cash flow needs on an ongoing basis. Disbursements, collections, and deposits of all funds will be scheduled to ensure maximum cash availability and investment potential.
- The City will invest public funds in a manner that will best meet the objective specified in Chapter 7.22 of Kenai's Municipal Code. The relative order of importance are as follows; safety of principal, maintaining sufficient liquidity to meet the City's cash flow requirements, and achieving a reasonable market rate of return.

### **Accounting, Auditing and Reporting Policies**

- The City will establish and maintain a high standard of accounting practices in conformance with Generally Accepted Accounting Principles (GAAP).
- The accounting system will maintain records on a basis consistent with accepted standards for government accounting according to the Government Accounting Standards Board (GASB).
- An independent firm of certified public accountants will perform an annual financial and compliance audit and will publicly issue an opinion, which will be incorporated into the Annual Comprehensive Financial Report.
- The City will annually strive for the GFOA Certificate of Achievement for Excellence in Financial Reporting and the GFOA Distinguished Budget Presentation Award.

### **Capital Budget Policies**

- The City will make all capital improvements in accordance with an adopted capital improvements program.
- The City will develop a multi-year plan for capital improvements that considers its development policies and links the development process with the capital plan.
- The City will enact an annual capital budget based on the multi-year capital improvements program.
- The City will coordinate development of the capital improvement budget with development of the operating budget. Future operating costs associated with new capital projects will be projected and included in operating budget forecasts.
- The City will maintain all its assets at a level adequate to protect its capital investments and to minimize future maintenance and replacement costs.

## Fund Specific Policies

### GENERAL FUND

The General Fund is the general operating fund of the City of Kenai, funded primarily through taxes, intergovernmental revenues, and user fees. This fund accounts for the current financial resources of the City which are not required by law or administration action, to be accounted for in another fund.

### Fund Balance Policy

#### **Background**

The City of Kenai maintains its financial operations in a manner consistent with sound financial management principles, which require that sufficient funds be retained to provide a stable financial base at all times. An adequate fund balance level is an essential element in both short-term and long-term financial planning. It serves to mitigate current and future risks, sustain operations during economic downturns, provides cash flow liquidity for the City's general operations, and enhances creditworthiness. Maintenance of sufficient levels of fund balance enables the City to stabilize funding for operations, stabilize taxes and fees, and realize cost savings in issuing debt. While adequate levels of fund balance are important, the City strives to maintain an appropriate amount that is neither too high nor low.

#### **Purpose**

This policy establishes a target level of fund balance for the General Fund in order to sustain financial stability and to provide prudent management of the City's financial reserves. This policy establishes a process for reaching and or maintaining the targeted level of fund balance and the priority for the use of resources in excess of the target. This policy shall also provide a mechanism for monitoring and reporting the City's General Fund Balance. This policy only applies to the General Fund.

#### **Definitions and Classifications**

Fund balance is a surplus of funds accrued from unexpended operating budgets and unanticipated revenues. It is calculated as the difference between the assets and liabilities reported in a governmental fund.

Fund balance consists of five classifications that comprise a hierarchy based primarily on the extent to which the City is bound to honor constraints on the specific purpose for which amounts can be spent. The five classifications of fund balance applicable to the General Fund are defined as follows.

#### ***Restricted Fund Balance Components:***

- **Nonspendable fund balance** amounts that are not in a spendable form (e.g., inventory) or legally or contractually required to be maintained. There is no minimum funding requirement for this account.
- **Restricted fund balance** amounts that can be spent only for the specific purposes stipulated by external parties either constitutionally, through enabling legislation, or through other legally binding restrictions (e.g., proceeds from the sale of or mineral royalties paid for property deeded to the City by the Daubenspeck Family). There is no minimum funding requirement for this account.

#### ***Unrestricted Fund Balance Components:***

- **Committed fund balance** amounts that can only be used for the specific purposes determined by a formal action of the City Council. Commitments may be changed or lifted only by referring to the formal action that imposed the constraint originally (e.g., the City of Kenai stabilization account).

- **Assigned fund balance** amounts *intended* to be used by the government for specific purposes. Intent can be expressed by the City Council or by a designee to whom Council designates the authority. No formal ordinance or resolution is required to form intent. There is no minimum funding requirement for this account.
- **Unassigned fund balance** consists of the remaining funds not segregated above. These funds may be used for new programs or positions desired outside of the current and established budget or for one-time capital investments. There is no minimum funding requirement for this account.

### **Designating Funds:**

The responsibility for designating funds to specific classifications shall be as follows:

- **Committed fund balance** – The City Council is the City’s highest decision-making authority, and formal action that is required to be taken to establish, modify, or rescind a fund balance commitment is an ordinance approved by the Council. Commitments authorized in Kenai Municipal Code include:
  - Encumbrances – Amounts encumbered at year-end by contract, including purchase order, or encumbered by some other means shall be classified as committed.
  - Budget Appropriation – Amounts appropriated in the annual budget, or in supplemental appropriations, for expenditures in ensuing fiscal year shall be classified as committed.
  - Budgetary Stabilization Reserve – An amount created by this policy equal to a risk adjusted by three (3) months of operating expenditures and transfers.
- **Assigned fund balance** – The City Council has retained authority to assign fund balance to a specific purpose. Assignments will be made periodically via Council action, an ordinance is not required for assignment of fund balance. Annually, at budget adoption, Council will review and confirm existing assignments. Examples include:
  - Operational and Capital Contingencies Reserve – An amount created by this policy in excess of a risk adjusted three months of expenditures and transfers but less than a risk adjusted four months of expenditures and transfers.
  - Compensated Absences – Actual accumulated employees’ vacation balances at the end of each fiscal year.

### **Fund Balance Policy:**

It is the policy of the City of Kenai to commit to a budgetary stabilization reserve an amount of fund balance equal to a risk adjusted three (3) months of General Fund expenditures and transfers measured on a General Accepted Accounting Principles (GAAP) basis. The sum total of the budgetary stabilization reserve, other Council commitments and assignments, and fund balance reservations required by GAAP, will equal the minimum recommended fund balance for the City’s General Fund. This amount is prudent based upon an evaluation of the City’s operating characteristics, diversity of tax base, reliability of non-property tax sources, working capital needs, impact on bond rating, state and local economic outlooks, emergency and disaster risk, and other contingencies. In the event that the fund balance drops below this minimum level, the City will develop a plan, implemented through the annual budgetary process, to bring the balance back to the target level over a period of no more than three (3) fiscal years, inclusive of the budget year in which it is to be adopted.

The City Council has imposed on itself a rule requiring an affirmative vote by at least five members of the Council in order to appropriate fund balances below the established minimum level. This appropriately balances the need to make such monies available if truly necessary in the judgement of the elected City leaders, and the need to protect against the temptation to use this balance to meet recurring operating needs when recurring operating revenues are not sufficient.

Fund balance equal to a risk adjusted one (1) month of expenditures and transfers but less shall be assigned for an operational and capital contingencies reserve. The sum total of the budgetary stabilization reserve, the operational and capital contingencies reserve, other Council commitments and assignments, and fund balance reservations required by GAAP, will equal the maximum recommended fund balance for the City's General Fund.

Fund balance in excess of this policy's maximum amount shall be unassigned and available for capital improvements identified in the five-year capital improvement plan or other one-time expenditures or debt service reserves. Unassigned fund balance may be utilized for recurring expenditures provided financial projections show the expenditures will be supported by revenues, other than a use of fund balance, within three (3) years, inclusive of the budget year which it is to be adopted, and at no time shall fund balance drop below this policy's minimum fund balance amount.

### **Policy Administration**

The City Manager will report to the City Council an estimated, unaudited balance of General Fund, Fund Balance during the annual budget submission process. Fund balance will be reported by appropriate category and demonstrate compliance with this policy. The City Manager is required to propose a budget with the following requirements:

1. A budget with a projected ending level of fund balance at or above this policy's minimum level over a period of no more than three (3) fiscal years inclusive of the budget year being adopted. A budget showing any use of this policy's minimum amount of fund balance shall require five (5) affirmative votes of Council to adopt.
2. A budget including a prioritization for commitment or use of unassigned fund balance including a five year capital priority list.
3. A budget with financial projections showing recurring expenditures, for which fund balance is the revenue source, will be supported by revenues, other than the use of fund balance, within three (3) fiscal years, inclusive of the budget year being adopted, and at no time shall fund balance drop below this policy's minimum amount.

Annually during the Annual Comprehensive Financial Report (ACFR) presentation, the Finance Director shall report the City's fund balance and the classification of the various components in accordance with GAAP and this policy.



**CITY OF KENAI  
ORDINANCE NO. XXXX-2026**

AN ORDINANCE ADOPTING THE ANNUAL BUDGET, SALARY SCHEDULE AND EMPLOYEE CLASSIFICATION PLAN FOR THE FISCAL YEAR COMMENCING JULY 1, 2026 AND ENDING JUNE 30, 2027 AND COMMITTING \$4,041,458 OF GENERAL FUND, FUND BALANCE FOR FUTURE CAPITAL IMPROVEMENTS.

---

WHEREAS it is a requirement of the Code of the City of Kenai, Alaska, that the City Council, not later than the tenth day of June, adopt a budget for the following fiscal year and make appropriation of the monies needed; and,

WHEREAS, pursuant to Kenai City Charter section 2-4, the City Council has the power to adopt a budget, raise revenue, and make appropriations; and regulate salaries and wages and all other fiscal affairs of the City; and,

WHEREAS, adoption of this Ordinance constitutes Council meeting its obligation to adopt a budget, raise revenue, and make appropriations; and,

WHEREAS, through adoption of the document entitled "Annual Budget for the City of Kenai, Alaska July 1, 2026 – June 30, 2027", which includes the City Manager presented table of Authorized Personnel Staffing and Salary Schedules, Council meets its obligation to adopt the Salary Schedule of the City for fiscal year 2027; and,

WHEREAS, adoption of the document entitled "Annual Budget for the City of Kenai, Alaska July 1, 2026 – June 30, 2027", which includes the City Manager presented Employee Classification Plan satisfies the requirement of KMC 23.50.010; and,

WHEREAS, committed fund balance represents resources whose use is constrained by Council self-imposed limitations at its highest level of decision making, an Ordinance, and that remain binding unless removed in the same manner; and,

WHEREAS, in recognition of deferred and ongoing maintenance needs of City facilities and in support of the City's Fiscal Year 2027 – 2031 Capital Improvement Plan (The Plan), Council commits \$4,041,458 towards funding of The Plan for fiscal years 2027-2031.

NOW, THEREFORE, BE IT ORDAINED BY THE COUNCIL OF THE CITY OF KENAI, ALASKA, as follows:

**Section 1.** That certain document entitled "Annual Budget for the City of Kenai, Alaska July 1, 2026 – June 30, 2027" which is available for examination by the public in the Office of the City Clerk, the City's website and is incorporated herein by reference is hereby adopted as the budget for the City of Kenai for the fiscal year commencing July 1, 2026 and ending June 30, 2027.

**Section 2.** The following sums of money are hereby appropriated for the operations of the City of Kenai for the fiscal year commencing on the first day of July, 2026, and ending the 30th day of June, 2027, to be expended consistent with and subject to the restrictions, procedures, and purposes set forth in the Code of the City of Kenai and to be expended substantially by line item in the manner shown in the budget adopted by Section 1 hereof:

|   |                     |
|---|---------------------|
| General Fund                                | \$ 23,570,910       |
| Enterprise Fund –                           |                     |
| Congregate Housing Fund                     | 694,834             |
| Internal Service Funds:                     |                     |
| Equipment Replacement Fund                  | 288,678             |
| Fleet Replacement Fund                      | 103,174             |
| Employee Health Care Fund                   | <u>2,997,788</u>    |
| Total Internal Service Funds                | 3,389,640           |
| Special Revenue Funds:                      |                     |
| Personal Use Fishery Fund                   | 594,590             |
| Water & Sewer Fund                          | 3,602,337           |
| Airport Fund                                | 4,042,144           |
| Senior Citizen Fund                         | <u>1,139,480</u>    |
| Total Special Revenue Funds                 | 9,378,551           |
| Permanent Funds:                            |                     |
| Airport Land Sale Permanent Fund            | 1,151,157           |
| General Land Sale Permanent Fund            | <u>176,498</u>      |
| Total Permanent Revenue Funds               | 1,327,655           |
| Capital Project Funds:                      |                     |
| Park Improvement                            | 150,000             |
| Kenai Rec Center Improvements               | 120,000             |
| Municipal Roadway Improvement               | 1,450,000           |
| City Hall Improvements                      | 200,000             |
| Municipal Facility Improvements             | 300,000             |
| Senior Improvement                          | 60,000              |
| Congregate Housing Improvement              | 100,000             |
| Airport Improvement                         | 380,100             |
| Water & Sewer Improvement                   | <u>710,000</u>      |
| Total Capital Project Funds                 | <u>3,570,100</u>    |
| Debt Service Fund – Library Expansion Bonds | <u>125,375</u>      |
| Total All Funds                             | <u>\$42,057,065</u> |

**Section 3.** Council hereby commits \$4,041,458 of Unassigned General Fund, Fund Balance for future renovations and improvements to City facilities.

**Section 4.** Council hereby adopts the Salary Schedule presented by the City Manager and included in the “Annual Budget for the City of Kenai, Alaska July 1, 2026 – June 30, 2027”:

| Range | Position Title  | A        | B        | C        | D        | E        | F        | AA       | BB       | CC       | DD       | EE       |
|-------|---|----------|----------|----------|----------|----------|----------|----------|----------|----------|----------|----------|
| 1     | Police Trainee  | \$ 14.82 | \$ 15.19 | \$ 15.56 | \$ 15.94 | \$ 16.29 | \$ 16.67 | \$ 17.30 | \$ 17.93 | \$ 18.57 | \$ 19.19 | \$ 19.82 |
| 2     |   | \$ 15.56 | \$ 15.95 | \$ 16.34 | \$ 16.72 | \$ 17.12 | \$ 17.51 | \$ 18.17 | \$ 18.83 | \$ 19.49 | \$ 20.15 | \$ 20.81 |
| 3     |   | \$ 16.34 | \$ 16.74 | \$ 17.16 | \$ 17.57 | \$ 17.98 | \$ 18.38 | \$ 19.08 | \$ 19.76 | \$ 20.46 | \$ 21.16 | \$ 21.86 |
| 4     |   | \$ 17.16 | \$ 17.59 | \$ 18.02 | \$ 18.45 | \$ 18.88 | \$ 19.30 | \$ 20.04 | \$ 20.76 | \$ 21.49 | \$ 22.22 | \$ 22.95 |
| 5     |   | \$ 18.01 | \$ 18.45 | \$ 18.91 | \$ 19.36 | \$ 19.80 | \$ 20.25 | \$ 21.02 | \$ 21.78 | \$ 22.55 | \$ 23.31 | \$ 24.08 |
| 6     | Driver, Janitor, Kitchen Assistant, Parks & Rec Laborer, Recreation Center Attendant  | \$ 18.92 | \$ 19.39 | \$ 19.87 | \$ 20.34 | \$ 20.81 | \$ 21.28 | \$ 22.08 | \$ 22.90 | \$ 23.70 | \$ 24.50 | \$ 25.30 |
| 7     |   | \$ 19.86 | \$ 20.36 | \$ 20.85 | \$ 21.35 | \$ 21.85 | \$ 22.35 | \$ 23.19 | \$ 24.03 | \$ 24.88 | \$ 25.71 | \$ 26.56 |
| 8     | Cook, Library Aide  | \$ 21.26 | \$ 21.79 | \$ 22.32 | \$ 22.86 | \$ 23.39 | \$ 23.92 | \$ 24.82 | \$ 25.72 | \$ 26.62 | \$ 27.53 | \$ 28.44 |
| 9     |   | \$ 22.33 | \$ 22.90 | \$ 23.45 | \$ 24.01 | \$ 24.57 | \$ 25.12 | \$ 26.07 | \$ 27.02 | \$ 27.98 | \$ 28.93 | \$ 29.86 |
| 10    |   | \$ 23.44 | \$ 24.02 | \$ 24.61 | \$ 25.19 | \$ 25.78 | \$ 26.38 | \$ 27.38 | \$ 28.36 | \$ 29.35 | \$ 30.35 | \$ 31.35 |
| 11    |   | \$ 24.59 | \$ 25.20 | \$ 25.82 | \$ 26.44 | \$ 27.05 | \$ 27.66 | \$ 28.70 | \$ 29.75 | \$ 30.79 | \$ 31.84 | \$ 32.88 |
| 12    | Library Assistant   | \$ 25.85 | \$ 26.50 | \$ 27.14 | \$ 27.78 | \$ 28.44 | \$ 29.09 | \$ 30.19 | \$ 31.28 | \$ 32.38 | \$ 33.48 | \$ 34.58 |
| 13    | Administrative Assistant I  | \$ 27.15 | \$ 27.82 | \$ 28.51 | \$ 29.19 | \$ 29.86 | \$ 30.55 | \$ 31.70 | \$ 32.85 | \$ 34.01 | \$ 35.17 | \$ 36.31 |
| 14    | Accounting Tech I, Administrative Assistant II, Animal Control Officer, Parks & Rec Maint. Tech.                                    | \$ 28.51 | \$ 29.21 | \$ 29.94 | \$ 30.64 | \$ 31.35 | \$ 32.07 | \$ 33.27 | \$ 34.49 | \$ 35.70 | \$ 36.91 | \$ 38.12 |
| 15    | Admin. Assistant III, Desktop Support Tech., Public Safety Dispatcher, Utility Operator I   | \$ 29.91 | \$ 30.66 | \$ 31.41 | \$ 32.16 | \$ 32.89 | \$ 33.65 | \$ 34.92 | \$ 36.19 | \$ 37.46 | \$ 38.73 | \$ 40.01 |
| 16    | Accounting Tech II, Airport Operations Specialist, Building Maintenance Technician Equipment Operator                               | \$ 31.41 | \$ 32.19 | \$ 32.98 | \$ 33.76 | \$ 34.55 | \$ 35.33 | \$ 36.66 | \$ 38.01 | \$ 39.34 | \$ 40.67 | \$ 42.01 |
| 17    | Chief Animal Control Officer  | \$ 33.01 | \$ 33.83 | \$ 34.67 | \$ 35.49 | \$ 36.31 | \$ 37.14 | \$ 38.55 | \$ 39.96 | \$ 41.34 | \$ 42.75 | \$ 44.16 |
| 18    | Communications Supervisor, Utility Operator II  | \$ 34.64 | \$ 35.50 | \$ 36.36 | \$ 37.24 | \$ 38.10 | \$ 38.97 | \$ 40.43 | \$ 41.91 | \$ 43.37 | \$ 44.85 | \$ 46.32 |
| 19    | Assistant Parks & Rec Director, Equipment Lead Operator, Shop Mechanic, Utility Lead Operator                                       | \$ 36.37 | \$ 37.28 | \$ 38.19 | \$ 39.10 | \$ 40.02 | \$ 40.92 | \$ 42.48 | \$ 44.02 | \$ 45.57 | \$ 47.11 | \$ 48.66 |
| 20    |   | \$ 38.17 | \$ 39.13 | \$ 40.08 | \$ 41.04 | \$ 42.00 | \$ 42.96 | \$ 44.58 | \$ 46.20 | \$ 47.82 | \$ 49.44 | \$ 51.06 |
| 21    | Airport Operations Supervisor, Building Official, Police Officer, Shop Foreman, Street Foreman, Building Foreman, Utility Foreman I | \$ 40.09 | \$ 41.09 | \$ 42.10 | \$ 43.10 | \$ 44.10 | \$ 45.11 | \$ 46.81 | \$ 48.51 | \$ 50.22 | \$ 51.92 | \$ 53.63 |
| 22    | Utility Foreman II  | \$ 42.10 | \$ 43.15 | \$ 44.20 | \$ 45.25 | \$ 46.31 | \$ 47.36 | \$ 49.15 | \$ 50.94 | \$ 52.73 | \$ 54.53 | \$ 56.31 |
| 23    | Assistant to the City Manager/Special Projects Coordinator, IT Manager  | \$ 44.18 | \$ 45.28 | \$ 46.38 | \$ 47.49 | \$ 48.60 | \$ 49.71 | \$ 51.58 | \$ 53.46 | \$ 55.33 | \$ 57.22 | \$ 59.10 |
| 24    | Police Sergeant, Assistant Public Works Director  | \$ 46.40 | \$ 47.56 | \$ 48.73 | \$ 49.88 | \$ 51.05 | \$ 52.20 | \$ 54.18 | \$ 56.15 | \$ 58.13 | \$ 60.09 | \$ 62.07 |
| 25    | Controller, Fire Deputy Chief   | \$ 48.73 | \$ 49.94 | \$ 51.16 | \$ 52.38 | \$ 53.60 | \$ 54.81 | \$ 56.88 | \$ 58.95 | \$ 61.02 | \$ 63.10 | \$ 65.17 |
| 26    |   | \$ 51.19 | \$ 52.47 | \$ 53.75 | \$ 55.04 | \$ 56.31 | \$ 57.60 | \$ 59.77 | \$ 61.94 | \$ 64.12 | \$ 66.29 | \$ 68.47 |
| 27    | Police Lieutenant   | \$ 53.70 | \$ 55.05 | \$ 56.38 | \$ 57.73 | \$ 59.08 | \$ 60.41 | \$ 62.69 | \$ 64.98 | \$ 67.26 | \$ 69.54 | \$ 71.83 |
| 28    |   | \$ 56.40 | \$ 57.82 | \$ 59.23 | \$ 60.65 | \$ 62.04 | \$ 63.46 | \$ 65.86 | \$ 68.26 | \$ 70.66 | \$ 73.04 | \$ 75.45 |

**Classified employees engaged in fire protection activities**

| Range | Position Title              | A        | B        | C        | D        | E        | F        | AA       | BB       | CC       | DD       | EE       |
|-------|-----------------------------|----------|----------|----------|----------|----------|----------|----------|----------|----------|----------|----------|
| F18   | Firefighter                 | \$ 24.25 | \$ 24.86 | \$ 25.46 | \$ 26.06 | \$ 26.66 | \$ 27.26 | \$ 28.29 | \$ 29.32 | \$ 30.35 | \$ 31.38 | \$ 32.42 |
| F19   |                             | \$ 25.47 | \$ 26.10 | \$ 26.73 | \$ 27.36 | \$ 28.00 | \$ 28.63 | \$ 29.71 | \$ 30.79 | \$ 31.87 | \$ 32.96 | \$ 34.04 |
| F20   | Fire Engineer               | \$ 26.72 | \$ 27.39 | \$ 28.05 | \$ 28.71 | \$ 29.37 | \$ 30.04 | \$ 31.17 | \$ 32.31 | \$ 33.45 | \$ 34.58 | \$ 35.72 |
| F21   |                             | \$ 28.08 | \$ 28.78 | \$ 29.49 | \$ 30.19 | \$ 30.90 | \$ 31.60 | \$ 32.79 | \$ 33.99 | \$ 35.18 | \$ 36.37 | \$ 37.57 |
| F22   | Fire Captain, Fire Marshall | \$ 29.49 | \$ 30.22 | \$ 30.96 | \$ 31.69 | \$ 32.43 | \$ 33.16 | \$ 34.42 | \$ 35.67 | \$ 36.91 | \$ 38.17 | \$ 39.42 |

## Temporary Employees

| Range | A        | B        | C        |
|-------|----------|----------|----------|
| T1    | \$ 14.53 | \$ 14.90 | \$ 15.25 |
| T2    | \$ 15.25 | \$ 15.63 | \$ 16.02 |
| T3    | \$ 16.02 | \$ 16.42 | \$ 16.83 |
| T4    | \$ 16.83 | \$ 17.24 | \$ 17.66 |
| T5    | \$ 17.65 | \$ 18.09 | \$ 18.54 |
| T6    | \$ 18.55 | \$ 19.01 | \$ 19.48 |
| T7    | \$ 19.47 | \$ 19.96 | \$ 20.44 |
| T8    | \$ 20.85 | \$ 21.37 | \$ 21.89 |
| T9    | \$ 21.90 | \$ 22.45 | \$ 22.99 |
| T10   | \$ 22.98 | \$ 23.55 | \$ 24.13 |
| T11   | \$ 24.11 | \$ 24.71 | \$ 25.31 |
| T12   | \$ 25.34 | \$ 25.98 | \$ 26.61 |
| T13   | \$ 26.62 | \$ 27.28 | \$ 27.95 |
| T14   | \$ 27.95 | \$ 28.64 | \$ 29.34 |
| T15   | \$ 29.32 | \$ 30.06 | \$ 30.79 |
| T16   | \$ 30.79 | \$ 31.56 | \$ 32.33 |
| T17   | \$ 32.36 | \$ 33.17 | \$ 33.99 |
| T18   | \$ 33.96 | \$ 34.80 | \$ 35.65 |
| T19   | \$ 35.66 | \$ 36.55 | \$ 37.45 |
| T20   | \$ 37.43 | \$ 38.36 | \$ 39.29 |
| T21   | \$ 39.30 | \$ 40.28 | \$ 41.27 |
| T22   | \$ 41.27 | \$ 42.30 | \$ 43.33 |
| T23   | \$ 43.31 | \$ 44.39 | \$ 45.48 |
| T24   | \$ 45.50 | \$ 46.63 | \$ 47.77 |
| T25   | \$ 47.77 | \$ 48.96 | \$ 50.16 |
| T26   | \$ 50.19 | \$ 51.44 | \$ 52.70 |
| T27   | \$ 52.65 | \$ 53.96 | \$ 55.28 |
| T28   | \$ 55.30 | \$ 56.69 | \$ 58.07 |
| T29   | \$ 58.15 | \$ 59.60 | \$ 61.06 |

**Section 5. Severability:** That if any part or provision of this ordinance or application thereof to any person or circumstances is adjudged invalid by any court of competent jurisdiction, such judgment shall be confined in its operation to the part, provision, or application directly involved in all controversy in which this judgment shall have been rendered, and shall not affect or impair the validity of the remainder of this title or application thereof to other persons or circumstances. The City Council hereby declares that it would have enacted the remainder of this ordinance even without such part, provision, or application.

**Section 7.** Effective Date: That pursuant to KMC 1.15.070(f), this ordinance shall take effect July 1, 2026.

ENACTED BY THE COUNCIL OF THE CITY OF KENAI, ALASKA, THIS 3rd DAY OF JUNE, 2026.

\_\_\_\_\_  
Henry Knackstedt, Mayor

ATTEST:

\_\_\_\_\_  
Michelle M. Saner, MMC, City Clerk

Approved by Finance: \_\_\_\_\_

Introduced:  
Enacted:  
Effective: July 1, 2026



Sponsored by: Administration

**CITY OF KENAI  
RESOLUTION NO. 2026-XX**

A RESOLUTION FIXING THE RATE OF LEVY OF PROPERTY TAX FOR THE FISCAL YEAR COMMENCING JULY 1, 2026 AND ENDING JUNE 30, 2027

---

WHEREAS, Kenai Municipal Code requires that the rate of levy of property tax be set annually not later than the tenth day of June; and,

WHEREAS, the Council has adopted the "City of Kenai 2027 Annual Budget," which estimates property tax revenue based upon a tax rate of 4.35 mills.

NOW, THEREFORE, BE IT RESOLVED BY THE COUNCIL OF THE CITY OF KENAI, ALASKA:

**Section 1.** That the rate of levy of property tax for the fiscal year commencing July 1, 2026 and ending June 30, 2027 is fixed at 4.35 mills.

**Section 3.** That this Resolution takes effect immediately upon passage.

PASSED BY THE COUNCIL OF THE CITY OF KENAI, ALASKA, THIS 3rd DAY OF JUNE, 2026.

\_\_\_\_\_  
Henry H. Knackstedt, Mayor

ATTEST:

\_\_\_\_\_  
Michelle M. Saner, MMC, City Clerk

Approved by Finance: \_\_\_\_\_

# STRATEGIC GOALS AND PRIORTIES

## Council Adopted FY2027 Budget Goals

The Kenai City Council established its FY2027 Budget Goals through adoption of Resolution 2026-03. A Council work session was held on January 7, 2026 for discussion and formation of FY2027 Budget Goals. At its meeting on January 21, 2026 Council considered and adopted Resolution 2026-03. Council's establishment of goals provides direction to the City Manager in his preparation of the budget. Specific goals adopted and the status of each is as follows:

### Broad Statement of Purpose

The goal of the City is to prepare and adopt a fiscally responsible budget that meets the needs and priorities of the community it serves. A fiscally responsible budget ensures revenues, taxes, and fees are sufficient but not excessive to fund current operations and contribute to the long-term maintenance of City infrastructure used to provide services. Meeting the needs and priorities of the community means prioritizing essential services while being mindful that non-essential services such as parks, recreation, arts, library, and senior services have significant importance in creating a vibrant, well-balanced community in which individuals desire to live and businesses seek to locate. Council's adoption of these goals is intended to guide the Administration through its preparation of the City's FY2027 Annual Budget.

*Status: Achieved*

### Specific Goals

1. Prepare a budget for consideration that meets the City's operational and long-term financial obligations. The proposed budget should prioritize sustainability and consider adjusting the City's current mill and sales tax rates only if necessary to ensure fiscal stability and compliance with the General Fund, Fund Balance Policy codified in KMC 7.25.

*Status : Achieved*

2. Complete a review of the City's salary schedule and pay plan to ensure compensation remains competitive with comparable public employers. The plan should support the City's ability to recruit and retain qualified employees while protecting essential services and infrastructure. Incorporate a salary increase not to exceed inflation, as measured by the 2025 Alaska Consumer Price Index, second half over second half, if necessary to maintain competitive compensation with other public employers.

*Status : Achieved.*

3. Review the City's health, dental, and life insurance benefits to ensure long-term sustainability while maintaining the current level and quality of coverage. Benefits should remain comparable to those offered by other public employers, and employee cost-sharing should likewise be comparable. If analysis indicates an increase in the employee cost share is warranted, limit the increase to no more than 1% of the premium costs.

*Status: Achieved. The proposed budget reflects the employee share at 15% of premium cost for FY2027.*

4. Identify opportunities for cost savings and operational efficiencies, while maintaining service quality and effectiveness. Budget development shall be conducted through a transparent process that incorporates performance measures and a comprehensive review of past expenditures, future needs, and organizational priorities to support informed decision-making and responsible resource allocation.

*Status: Achieved. During the budget process opportunities for cost savings were discussed with each Department Head as they met with the City Manager and Finance Director to review previous spending, future needs and priorities in establishing the FY2027 budget.*

5. Compile a list of capital projects, which are projects that cost \$35,000 or more, for Council consideration and adoption to ensure that the minimum investment in maintaining City infrastructure over time equals the depreciation, an accounting process by which the cost of an asset is spread over its useful life, recorded annually on City capital assets and infrastructure. The City's FY2025 depreciation by fund and function were:

|                    |                    |
|--------------------|--------------------|
| General Fund       | \$1,778,947        |
| Airport Fund       | 2,306,604          |
| Water & Sewer Fund | <u>993,260</u>     |
| Total All Funds    | <u>\$5,078,811</u> |

*Status: Achieved. Included in the budget from the adopted Capital Improvement Plan – Fiscal Years 2027-2031 is \$152,451,500 of proposed expenditures. Funding for the plan includes \$9,890,000 in General Funds Transfers, \$5,478,500 in Airport Special Revenue Fund Transfers, \$5,070,000 in Water & Sewer Special Revenue Funds Transfers, \$500,000 in Congregate Housing Funds Transfers, and \$131,513,000 in grant funding.*

6. Adjust rates, charges, and fees across all funds in line with inflation, as measured by the Annual Alaska Consumer Price Index for All Urban Consumers. Any increase in the monthly rents at Vintage Pointe for existing tenants as of June 30, 2025, shall be capped at no more than \$50.00 per month.

*Status: Achieved. All city rates, charges and fees were examined for reasonableness and adjustments proposed were supported.*

7. Utilize the results of the 2025 Community Survey to inform budget development by identifying areas of high resident satisfaction to be maintained and priority service areas where targeted investments or adjustments may be warranted. Budget recommendations should reflect community priorities related to City services, economic development, quality of life, and long-term community well-being, while remaining consistent with the City's fiscal policies and overall financial capacity.

*Status Achieved. Each Department Head was tasked with this goal. One of the most significant changes was the increase in funding for road improvements.*

8. Project ending fund balance/retained earnings of at least 50% of the FY2026 budgeted expenditures net of any projected lapse for the Airport, Water & Sewer, Personal Use Fishery, and Congregate Housing Funds. Ensure any use of fund balance is for one-time or capital purchases and not for recurring expenditures/expenses so that the ending fund balance for each fund is not less than:

|                           |             |
|---------------------------|-------------|
| Airport Fund              | \$1,864,079 |
| Water & Sewer Fund        | 1,472,409   |
| Personal Use Fishery Fund | 277,698     |
| Congregate Housing Fund   | 283,209     |

*Status: Partially Achieved*

| <b><u>Fund</u></b>               | <b><u>Goal</u></b> | <b><u>Proposed</u></b> | <b><u>Difference</u></b> |
|----------------------------------|--------------------|------------------------|--------------------------|
| <i>Airport Fund</i>              | <i>\$1,864,079</i> | <i>\$3,108,230</i>     | <i>\$ 1,244,151</i>      |
| <i>Water &amp; Sewer Fund</i>    | <i>1,472,409</i>   | <i>3,129,029</i>       | <i>1,656,620</i>         |
| <i>Personal Use Fishery Fund</i> | <i>277,698</i>     | <i>269,979</i>         | <i>(7,719)</i>           |
| <i>Congregate Housing Fund</i>   | <i>283,209</i>     | <i>583,130</i>         | <i>299,921</i>           |

### **Long-Term Strategic Goals and Priorities:**

The Kenai City Council established its long-term priorities through the 2030 Comprehensive Plan adopted in July 2016 and can be found on the City's website at: <https://www.kenai.city/planning/page/comprehensive-plan>.

The primary goals of the plan are:

**Goal 1 - Quality of Life:** Promote and encourage quality of life elements in Kenai.

**Vision:** Kenai is a healthy community that provides for the emotional, physical, economic and spiritual wellbeing of all of its citizens; promotes the health and well-being for all age groups; provides opportunities for lifelong learning; and, encourages arts and cultural activities.

#### **Objectives:**

- Ensure that Kenai is a community where people and property are safe.
- Protect and rejuvenate the livability of existing neighborhoods.
- Promote beautification programs in Kenai.
- Promote the siting and design of land uses that are in harmony and scale with surrounding uses.
- Update existing site design guidelines for commercial development – landscaping, setbacks, parking.
- Update the subdivision code to include site design standards.
- Provide a variety of formal and informal educational programs.

- Collaborate with local Alaska Native organizations to identify culturally sensitive issues and areas of importance in Kenai.
- Encourage healthy lifestyles by providing opportunities and/or facilities for outdoor activities.
- Continue to support existing senior services and the development of additional services and housing.
- Identify requirements for nominating the Townsite Historic District (TSH) to the National Register Historic District.
- Update Historic District design standards in the City's land use regulations.
- Develop strategies in cooperation with state and federal agencies to ensure there is adequate affordable housing in Kenai.
- Continue to foster a compact, intensive mix of private and public uses in the downtown core area.
- Acknowledge the emergence of other commercial centers.
- Provide a wide variety of opportunities for the public to participate in public policy decision-making

**Goal 2 - Economic Development:** Provide economic development elements to support the fiscal health of the community.

**Vision:** Kenai has a secure economic vitality by being a community that has a wide variety of job opportunities and workforce support and development; by providing a quality of life and financial climate that encourages businesses to start up, expand or relocate to Kenai; and, by providing a built environment based on standards that sustain long-term economic viability and growth and that promotes affordable residential and commercial development.

**Objectives:**

- Promote projects that create workforce development opportunities.
- Implement business friendly regulations, taxation and incentives to create a stable, positive climate for private investment.
- Use regional economic and workforce statistics to match the most suitable type of industry for particular areas and then market these areas.
- Promote adaptive reuse of vacant commercial buildings in the City center and along the Kenai Spur Highway.
- Prior to zoning property to commercial, consider if use has access to collector or arterial road, access to city services, and that potential conflicts with adjacent non-commercial uses have been minimized through site design, landscaping, or other appropriate measures.
- Prior to zoning to industrial, consider if use has access to collector or arterial road, access to city services, that potential conflicts with adjacent nonindustrial uses have been minimized through site design, and that potential hazards from the proposed industrial use have been minimized.
- Reserve areas zoned for industry for industrial uses.
- Capitalize on the tourism industry by marketing Kenai as a destination for recreational activities, conventions, festivals, arts, cultural and other events.

**Goal 3 - Land Use:** Use land use strategies to implement a forward-looking approach to community growth and development.

**Vision:** Kenai implements a forward-looking approach to community growth and development by establishment of several different zoning districts that reflect the needs of each district; and, by providing commercial, industrial, and residential areas suited to current and probable future growth.

**Objectives:**

- Establish siting and design standards so that development is in harmony and scale with surrounding uses.
- Promote the infill of existing, improved subdivision lots.
- Review existing zoning and subdivision codes to determine if they address current and future land uses adequately.
- Review revitalization strategies for the area adjacent to the Bridge Access Road beginning at Millennium Square to the boat landing.
- Support development at emerging community “centers” that lie outside the major employment centers but provide a mix of retail, service, and residential uses.
- Review Zoning Code to consider use of buffers and buffer zones to separate incompatible land uses. Review landscaping ordinance to ensure buffers are required to protect neighborhoods.
- Identify City-owned and public-owned lands appropriate for rezoning to protect natural areas and open space.
- Prohibit development in natural hazard areas.
- Locate parks near schools, residential areas not served now.
- Encourage creative subdivision design for residential areas.
- Where feasible, consolidate access to and between land uses via frontage roads or by shared driveways onto main streets/highways.
- Ensure that the installation of basic public infrastructure (roads, sewer, water, and drainage) are coordinated with the timing of development and that improvements are in place at the time impacts occur.
- Coordinate transportation improvements with the City’s land use plan, Capital Improvement Program, Alaska Department of Transportation & Public Facilities transportation plans, the Kenaitze Indian Tribe, and Salamatof Tribal Council.
- Ensure a pattern of connecting streets and blocks that allows people to get around easily by foot, bicycle or car when approving new developments, both commercial and multifamily.
- Review the siting of oil and gas development.
- Support implementation of the City’s Kenai Airport Master Plan Capital Improvements Program.
- Coordinate senior services and facilities with improvements to the City center or downtown core.
- Provide a wide variety of opportunities for the public to participate in local land use decisions.

**Goal 4 - Public Improvements and Services:** Provide adequate public improvements and services in Kenai.

**Vision:** Kenai encourages public involvement in decision making; has well planned public and institutional facilities that meet the health, education, governmental and social service needs of

all citizens; has an integrated efficient and cost-effective network of utilities and public improvements and is a community where the public feels safe.

**Objectives:**

- Ensure that the installation of basic public infrastructure (roads, sewer, water, and drainage) is coordinated with development and that improvements needed to serve the development are in place at the time impacts occur.
- When siting and designing a new public facility the city shall determine if the facility is necessary, if the demand for services can be met, and if there funding sources in place to pay for it.
- Maintain existing water and sewer utilities.
- Consider additional city activities and services.
- Continue mutual cooperation activities with the Kenai Peninsula Borough Division of Emergency Management for efficient delivery of public safety services (police, fire, EMS) to residents of the City of Kenai.

**Goal 5 – Transportation:** Provide transportation systems that are efficient and adequate to serve the regional needs of the community.

**Vision:** Kenai Municipal Airport is a gateway to the Kenai Peninsula and West Cook Inlet; the roads are designed, constructed, and maintained for year-round use; and the harbor functions as a vital facility for water connection to other areas in the State.

**Objectives:**

- Support future development near or adjacent to the airport when such development is in alignment with the Kenai Municipal Airport’s primary mission, “To be the commercial air transportation gateway to the Kenai Peninsula Borough and Cook Inlet.”
- Inventory existing roads, trails, and utilities and identify and prioritize upgrades.
- Establish a maintenance and upgrade program for the City’s transportation system.
- Pursue local road projects through annual budget requests from the STIP.
- Transportation improvements needed to serve new developments shall be in place at the time new development impacts occur.
- Ensure a pattern of connecting streets and blocks that allows people to get around easily by foot, bicycle or car when approving new developments, both commercial and multifamily.
- Actively pursue design and construction of a Kenai River Bridge Access Road and coastal and bluff trail system
- Coordinate transportation improvements with the city’s land use plan, capital improvements program, ADOT&PF transportation plans, the Kenaitze Indian Tribe, and Salamatof Tribal Council.

**Goal 6 – Parks and Recreation:** Ensure that Kenai has excellent parks and recreational facilities and opportunities.

**Vision:** Kenai enhances the quality of life for all citizens through parks and recreational facilities, programs, and community services.

**Objectives:**

- Pursue long-term development of a trail and greenbelt system that connects the proposed coastal trail and upland bluff trail with links to and through the urban area.

- Maintain existing recreational opportunities and plan for new parks and recreation improvements.
- Promote the public/private collaboration for acquisition, development and maintenance of neighborhood parks, youth sports facilities, and recreational areas.
- Support projects that provide additional quality outdoor and indoor recreation.
- Establish criteria for siting parks and recreation facilities to make them accessible, safe, with adequate parking.
- Promote the joint use of municipal land and facilities.
- Encourage development of a mutually supportive cluster of diverse residential facilities for seniors near shops, services, activities, and amenities that cater to seniors as well as the community at large.
- Locate future community parks near schools and residential areas not yet served by parks.
- Preserve and protect water features such as isolated wetlands, stream corridors, drainage areas, and riparian areas for open space and to enhance water quality.
- Include trails and bicycle paths in funding requests to ADOT&PF for future transportations plans.
- Require that greenbelts be provided when new right-of-way corridors are established.

**Goal 7 - Natural Hazards and Disasters:** Prepare and protect the citizens of Kenai from natural hazards and disasters.

**Vision:** Kenai has coordinated and proactive public policies, emergency plans and procedures, and educational programs that minimize the risk to the community from natural hazards and disasters.

**Objectives:**

- Implement the 2016 Hazard Mitigation Plan strategies.
- Prohibit development in known hazard areas except where no feasible or prudent alternative can be identified.

**Goal 8 – Environmental Resources:** Protect and enhance the natural resources and environment of the community.

**Vision:** Kenai practices mindful stewardship of the natural resources and the environment to ensure they are protected and enhanced for their viability and values in perpetuity.

**Objectives:**

- Maintain and improve protection of the Kenai River its beaches, tidelands and wetland areas.
- Development plans should include provisions to avoid or minimize impacts on environmental resources such as the dunes, bluffs, wetlands.
- Review, and modify as necessary, the City's long-term plan for management of the annual Personal Use Fishery.
- Divert public trails away from sensitive salmon spawning streams.
- Revise the conservation zone standards and rezone public lands surplus to Kenai's future development needs for conservation.
- Pursue long-term development of an urban trail and greenbelt system that connects the proposed coastal trail and upland bluff trail with links to and through the urban area.
- Preserve and protect water features such as isolated wetlands, stream corridors, drainage areas, and riparian areas for open space and to enhance water quality.

## PERFORMANCE MEASURES

The City of Kenai has embraced performance measures for almost every function. Performance measurement provides the City with direct feedback about how we are doing. The data can be used to determine if a particular program is meeting its goal and whether it is improving or declining from the previous year.

The City Council, Administration, Department Heads and Supervisors are supportive of the increased use of performance measures and the ability to focus on results that lead to better performance of City services.

Performance measures are collected and displayed by department in the Operating Departments section.

### Key Result Measures

Each department reports performance measures that reflect department values.

Measures can change over time depending on leadership styles and community needs. Some departments may report outcome measures while others report performance measures depending upon the department's maturity with measuring performance.

### Goals

Goals are set by using standards when available or results that are desirable. Department goals are intended to be SMART (Specific, Measurable, Attainable, Relevant, and Time-bound).

### Data and Analysis

The City began collecting performance data in 2018 and reports this data to see if the results are going in the right direction. It is critical that each department analyze its data to be able to use it for day to day management of City operations.

Performance measurement does not always lead to immediate cost savings. However, it can suggest where cost saving may be found. Sometimes it is an indicator of a bigger community or national issue. Finally, it can provide a dialogue about which services to provide and what is the best way to provide city services in the future.

### Decision Making

These historical performance measures give the City valuable data by which to make decisions.

This page intentionally left blank

# OVERVIEW

This section of the budget document includes the revenue and expenditure summary for all funds.



KENNAI



This page intentionally left blank

City of Kenai  
Fiscal Year 2027 Operating Budget

Combined Revenues, Appropriations Fund Balance/Net Assets All Funds

|   | General Fund         | Special Revenue Funds     |                    |                  |                     | Enterprise              | Internal Service Funds    |                            |                        |
|---|----------------------|---------------------------|--------------------|------------------|---------------------|-------------------------|---------------------------|----------------------------|------------------------|
|   |                      | Personal Use Fishery Fund | Water & Sewer Fund | Airport Fund     | Senior Citizen Fund | Congregate Housing Fund | Employee Health Care Fund | Equipment Replacement Fund | Fleet Replacement Fund |
| <b>REVENUES</b>                                 |                      |                           |                    |                  |                     |                         |                           |                            |                        |
| Taxes   | \$ 16,197,923        | \$ -                      | \$ -               | \$ -             | \$ -                | \$ -                    | \$ -                      | \$ -                       | \$ -                   |
| Intergovernmental                               | 969,389              | 3,303                     | 54,047             | 52,756           | 637,287             | 5,231                   | -                         | -                          | -                      |
| Interest/Investment Earnings                    | 750,000              | 15,000                    | 170,000            | 240,000          | -                   | 30,000                  | 165,022                   | 35,842                     | 9,053                  |
| Charges for Service                             | 1,569,280            | 515,500                   | 3,596,798          | 920,300          | 101,650             | -                       | 2,483,272                 | -                          | -                      |
| Rents & Leases                                  | 243,041              | -                         | -                  | 1,225,921        | 8,500               | 488,444                 | -                         | 555,948                    | 174,921                |
| Licenses & Permits                              | 196,750              | -                         | -                  | -                | -                   | -                       | -                         | -                          | -                      |
| Fines & Forfeitures                             | 100,600              | -                         | -                  | -                | -                   | -                       | -                         | -                          | -                      |
| Miscellaneous                                   | 153,500              | -                         | 5,000              | 66,100           | 141,800             | -                       | -                         | 38,923                     | 15,469                 |
| Transfers In                                    | 2,032,398            | -                         | -                  | 1,099,774        | 251,750             | -                       | -                         | -                          | -                      |
| <b>Total Revenues</b>                           | <b>\$ 22,212,881</b> | <b>533,803</b>            | <b>3,825,845</b>   | <b>3,604,851</b> | <b>1,140,987</b>    | <b>523,675</b>          | <b>2,648,294</b>          | <b>630,713</b>             | <b>199,443</b>         |
| <b>EXPENDITURES/EXPENSES</b>                    |                      |                           |                    |                  |                     |                         |                           |                            |                        |
| Salaries & Benefits                             | 15,382,618           | 197,420                   | 1,295,166          | 1,008,864        | 616,108             | 107,262                 | -                         | -                          | -                      |
| Supplies  | 1,134,914            | 30,800                    | 309,980            | 337,680          | 213,746             | 15,156                  | 10,000                    | -                          | -                      |
| Services  | 4,240,253            | 147,670                   | 979,691            | 1,106,700        | 121,426             | 253,070                 | 2,987,788                 | 288,678                    | 103,174                |
| Debt Service                                    | -                    | -                         | -                  | -                | -                   | -                       | -                         | -                          | -                      |
| Depreciation                                    | -                    | -                         | -                  | -                | -                   | 140,446                 | -                         | -                          | -                      |
| Capital Outlay                                  | 56,000               | 43,000                    | -                  | 30,000           | 20,000              | 37,000                  | -                         | -                          | -                      |
| Transfers                                       | 2,757,125            | 175,700                   | 1,017,500          | 1,558,900        | 168,200             | 141,900                 | -                         | -                          | -                      |
| <b>Total Expenditures</b>                       | <b>23,570,910</b>    | <b>594,590</b>            | <b>3,602,337</b>   | <b>4,042,144</b> | <b>1,139,480</b>    | <b>694,834</b>          | <b>2,997,788</b>          | <b>288,678</b>             | <b>103,174</b>         |
| Contributions to (from) Fund Balance/Net Assets | (1,358,029)          | (60,787)                  | 223,508            | (437,293)        | 1,507               | (171,159)               | (349,494)                 | 342,035                    | 96,269                 |
| Add Credit From Depreciation                    | -                    | -                         | -                  | -                | -                   | 140,446                 | -                         | -                          | -                      |
| Projected lapse/encumbrances                    | 1,040,689            | 34,389                    | 155,090            | 148,995          | 48,564              | -                       | -                         | -                          | -                      |
| Adjusted Deficit/Surplus                        | (317,340)            | (26,398)                  | 378,598            | (288,298)        | 50,071              | (30,713)                | (349,494)                 | 342,035                    | 96,269                 |
| Beginning Fund Balance/Net Assets               | 18,077,851           | 371,591                   | 2,750,431          | 3,396,528        | (69,071)            | 613,843                 | 3,300,441                 | 4,726,605                  | 1,128,356              |
| Ending Fund Balance/Unrestricted Net Assets     | \$ 17,760,511        | \$ 345,193                | \$ 3,129,029       | \$ 3,108,230     | \$ (19,000)         | \$ 583,130              | \$ 2,950,947              | \$ 5,068,640               | \$ 1,224,625           |

City of Kenai  
Fiscal Year 2027 Operating Budget

Combined Revenues, Appropriations Fund Balance/Net Assets All Funds

| Permanent Funds                  |                                  |                   | Capital Project Funds |                      |                         |                                 |                                 |                                  |
|----------------------------------|----------------------------------|-------------------|-----------------------|----------------------|-------------------------|---------------------------------|---------------------------------|----------------------------------|
| Airport Land Sale Permanent Fund | General Land Sale Permanent Fund | Debt Service Fund | Park Improvement      | Cemetery Improvement | Kenai Recreation Center | Kenai Senior Center Improvement | Kenai Bluff Erosion Improvement | Personal Use Fishery Improvement |
| \$ -                             | \$ -                             | \$ -              | \$ -                  | \$ -                 | \$ -                    | \$ -                            | \$ -                            | \$ -                             |
| 1,626,493                        | 207,844                          | -                 | -                     | -                    | -                       | -                               | 5,741,620                       | -                                |
| -                                | -                                | -                 | -                     | -                    | -                       | -                               | -                               | -                                |
| -                                | -                                | -                 | -                     | -                    | -                       | -                               | -                               | -                                |
| 6,000                            | -                                | -                 | -                     | -                    | -                       | -                               | -                               | -                                |
| -                                | -                                | 125,375           | 50,000                | -                    | 120,000                 | 60,000                          | -                               | -                                |
| <u>1,632,493</u>                 | <u>207,844</u>                   | <u>125,375</u>    | <u>50,000</u>         | <u>-</u>             | <u>120,000</u>          | <u>60,000</u>                   | <u>5,741,620</u>                | <u>-</u>                         |
| -                                | -                                | -                 | -                     | -                    | -                       | -                               | -                               | -                                |
| -                                | -                                | -                 | -                     | -                    | -                       | -                               | -                               | -                                |
| -                                | -                                | 125,375           | -                     | -                    | -                       | -                               | -                               | -                                |
| -                                | -                                | -                 | 318,261               | 269,149              | 212,633                 | 154,138                         | 5,741,620                       | 121,844                          |
| <u>1,151,157</u>                 | <u>176,498</u>                   | <u>-</u>          | <u>-</u>              | <u>-</u>             | <u>-</u>                | <u>-</u>                        | <u>-</u>                        | <u>-</u>                         |
| <u>1,151,157</u>                 | <u>176,498</u>                   | <u>125,375</u>    | <u>318,261</u>        | <u>269,149</u>       | <u>212,633</u>          | <u>154,138</u>                  | <u>5,741,620</u>                | <u>121,844</u>                   |
| 481,336                          | 31,346                           | -                 | (268,261)             | (269,149)            | (92,633)                | (94,138)                        | -                               | (121,844)                        |
| -                                | -                                | -                 | -                     | -                    | -                       | -                               | -                               | -                                |
| -                                | -                                | -                 | -                     | -                    | -                       | -                               | -                               | -                                |
| 481,336                          | 31,346                           | -                 | (268,261)             | (269,149)            | (92,633)                | (94,138)                        | -                               | (121,844)                        |
| <u>31,661,170</u>                | <u>4,037,975</u>                 | <u>-</u>          | <u>300,406</u>        | <u>269,149</u>       | <u>92,633</u>           | <u>138,000</u>                  | <u>-</u>                        | <u>121,467</u>                   |
| <u>\$ 32,142,506</u>             | <u>\$ 4,069,321</u>              | <u>\$ -</u>       | <u>\$ 32,145</u>      | <u>\$ -</u>          | <u>\$ -</u>             | <u>\$ 43,862</u>                | <u>\$ -</u>                     | <u>\$ (377)</u>                  |

City of Kenai  
Fiscal Year 2027 Operating Budget

Combined Revenues, Appropriations Fund Balance/Net Assets All Funds

|  | <u>Kenai Public<br/>Safety<br/>Improvement</u> | <u>Playground<br/>Improvement</u> | <u>Congregate<br/>Housing<br/>Improvement</u> | <u>Kenai<br/>Multipurpose<br/>Facility<br/>Improvement</u> | <u>Library<br/>Improvement</u> | <u>Kenai City<br/>Hall<br/>Improvement</u> | <u>Trail<br/>Construction</u> | <u>Municipal<br/>Roadway<br/>Improvement</u> |
|--|--|-----------------------------------|---|--|--------------------------------|--|-------------------------------|--|
| <b>REVENUES</b>                                    |  |                                   |   |  |                                |  |                               |  |
| Taxes  | \$ -   | \$ -                              | \$ -  | \$ -   | \$ -                           | \$ -                                       | \$ -                          | \$ -   |
| Intergovernmental                                  | -  | -                                 | -   | -  | -                              | 50,000                                     | -                             | -  |
| Interest/Investment Earnings                       | -  | -                                 | -   | -  | -                              | -  | -                             | -  |
| Charges for Service                                | -  | -                                 | -   | -  | -                              | -  | -                             | -  |
| Rents & Leases                                     | -  | -                                 | -   | -  | -                              | -  | -                             | -  |
| Licenses & Permits                                 | -  | -                                 | -   | -  | -                              | -  | -                             | -  |
| Fines & Forfeitures                                | -  | -                                 | -   | -  | -                              | -  | -                             | -  |
| Miscellaneous                                      | -  | -                                 | -   | -  | -                              | -  | -                             | -  |
| Transfers In                                       | 300,000  | 100,000                           | 100,000                                       | -  | -                              | 200,000                                    | -                             | 1,450,000                                    |
| <b>Total Revenues</b>                              | <u>300,000</u>                                 | <u>100,000</u>                    | <u>100,000</u>                                | <u>-</u>   | <u>-</u>                       | <u>250,000</u>                             | <u>-</u>                      | <u>1,450,000</u>                             |
| <b>EXPENDITURES/EXPENSES</b>                       |  |                                   |   |  |                                |  |                               |  |
| Salaries & Benefits                                | -  | -                                 | -   | -  | -                              | -  | -                             | -  |
| Supplies   | -  | -                                 | -   | -  | -                              | -  | -                             | -  |
| Services   | -  | -                                 | -   | -  | -                              | -  | -                             | -  |
| Debt Service                                       | -  | -                                 | -   | -  | -                              | -  | -                             | -  |
| Depreciation                                       | -  | -                                 | -   | -  | -                              | -  | -                             | -  |
| Capital Outlay                                     | 410,282  | 100,000                           | 358,363                                       | 167,665  | 81,296                         | 541,418                                    | 36,600                        | 2,820,694                                    |
| Transfers  | -  | -                                 | -   | -  | -                              | -  | -                             | -  |
| <b>Total Expenditures</b>                          | <u>410,282</u>                                 | <u>100,000</u>                    | <u>358,363</u>                                | <u>167,665</u>   | <u>81,296</u>                  | <u>541,418</u>                             | <u>36,600</u>                 | <u>2,820,694</u>                             |
| Contributions to (from) Fund<br>Balance/Net Assets | (110,282)                                      | -                                 | (258,363)                                     | (167,665)  | (81,296)                       | (291,418)                                  | (36,600)                      | (1,370,694)                                  |
| Add Credit From Depreciation                       | -  | -                                 | -   | -  | -                              | -  | -                             | -  |
| Projected lapse/encumbrances                       | -  | -                                 | -   | -  | -                              | -  | -                             | -  |
| Adjusted Deficit/Surplus                           | (110,282)                                      | -                                 | (258,363)                                     | (167,665)  | (81,296)                       | (291,418)                                  | (36,600)                      | (1,370,694)                                  |
| Beginning Fund Balance/<br>Net Assets              | -  | -                                 | 258,363                                       | 167,665  | 81,296                         | -  | 36,600                        | -  |
| Ending Fund Balance/<br>Unrestricted Net Assets    | <u>\$ (110,282)</u>                            | <u>\$ -</u>                       | <u>\$ -</u>                                   | <u>\$ -</u>  | <u>\$ -</u>                    | <u>\$ (291,418)</u>                        | <u>\$ -</u>                   | <u>\$ (1,370,694)</u>                        |

City of Kenai  
Fiscal Year 2027 Operating Budget

Combined Revenues, Appropriations Fund Balance/Net Assets All Funds

| Capital Project Funds                |  |                                      |                                    |  |                              |                                   |                    |
|--------------------------------------|--|--------------------------------------|------------------------------------|--|------------------------------|-----------------------------------|--------------------|
| Municipal<br>Facility<br>Improvement | Airport<br>Operations<br>Facility<br>Improvement | Airport Snow<br>Removal<br>Equipment | Airport<br>Terminal<br>Improvement | Airport<br>Improvements<br>Improvement | Water & Sewer<br>Improvement | Waste Water<br>Treatment<br>Plant | Total All<br>Funds |
| \$ -                                 | \$ -   | \$ -                                 | \$ -                               | \$ -                                   | \$ -                         | \$ -                              | \$ 16,197,923      |
| -                                    | -  | -                                    | -                                  | 2,000,000                              | 1,400,000                    | -                                 | 10,913,633         |
| -                                    | -  | -                                    | -                                  | -                                      | -                            | -                                 | 3,249,254          |
| -                                    | -  | -                                    | -                                  | -                                      | -                            | -                                 | 9,186,800          |
| -                                    | -  | -                                    | -                                  | -                                      | -                            | -                                 | 2,696,775          |
| -                                    | -  | -                                    | -                                  | -                                      | -                            | -                                 | 196,750            |
| -                                    | -  | -                                    | -                                  | -                                      | -                            | -                                 | 100,600            |
| -                                    | -  | -                                    | -                                  | -                                      | -                            | -                                 | 426,792            |
| -                                    | -  | -                                    | -                                  | 380,100                                | 610,000                      | 100,000                           | 6,979,397          |
| -                                    | -  | -                                    | -                                  | 2,380,100                              | 2,010,000                    | 100,000                           | 49,947,924         |
| -                                    | -  | -                                    | -                                  | -                                      | -                            | -                                 | 18,607,438         |
| -                                    | -  | -                                    | -                                  | -                                      | -                            | -                                 | 2,052,276          |
| -                                    | -  | -                                    | -                                  | -                                      | -                            | -                                 | 10,228,450         |
| -                                    | -  | -                                    | -                                  | -                                      | -                            | -                                 | 125,375            |
| -                                    | -  | -                                    | -                                  | -                                      | -                            | -                                 | 140,446            |
| 47,870                               | 774,965  | 62,500                               | 176,030                            | 4,018,983                              | 4,352,820                    | 1,153,140                         | 22,106,271         |
| -                                    | -  | -                                    | -                                  | -                                      | -                            | -                                 | 7,146,980          |
| 47,870                               | 774,965  | 62,500                               | 176,030                            | 4,018,983                              | 4,352,820                    | 1,153,140                         | 60,407,236         |
| (47,870)                             | (774,965)  | (62,500)                             | (176,030)                          | (1,638,883)                            | (2,342,820)                  | (1,053,140)                       | (10,459,312)       |
| -                                    | -  | -                                    | -                                  | -                                      | -                            | -                                 | 140,446            |
| -                                    | -  | -                                    | -                                  | -                                      | -                            | -                                 | 1,427,727          |
| (47,870)                             | (774,965)  | (62,500)                             | (176,030)                          | (1,638,883)                            | (2,342,820)                  | (1,053,140)                       | (8,891,139)        |
| 47,870                               | -  | 62,500                               | 176,030                            | 4,018,983                              | -                            | -                                 | 75,766,682         |
| \$ -                                 | \$ (774,965)                                     | \$ -                                 | \$ -                               | \$ 2,380,100                           | \$ (2,342,820)               | \$ (1,053,140)                    | \$ 66,875,543      |

City of Kenai  
Fiscal Year 2027 Operating Budget

Combined Revenue and Appropriations All Fund Types

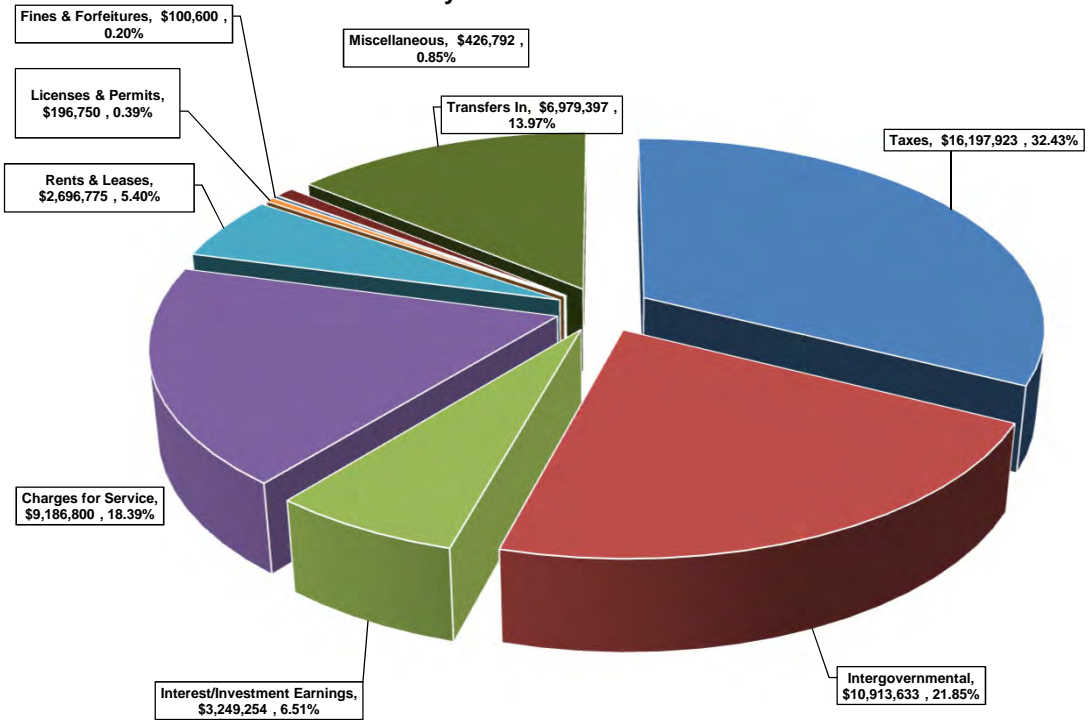
|  | FY2027 Adopted Budget |                    |                     |                           |                    |                      |                          | Total<br>All Funds |
|--|-----------------------|--------------------|---------------------|---------------------------|--------------------|----------------------|--------------------------|--------------------|
|  | General<br>Fund       | Special<br>Revenue | Enterprise<br>Funds | Internal<br>Service Funds | Permanent<br>Funds | Debt Service<br>Fund | Capital Project<br>Funds |                    |
| <b>REVENUES</b>                                    |                       |                    |                     |                           |                    |                      |                          |                    |
| Taxes  | 16,197,923            | \$ -               | \$ -                | \$ -                      | \$ -               | \$ -                 | \$ -                     | \$ 16,197,923      |
| Intergovernmental                                  | 969,389               | 747,393            | 5,231               | \$ -                      | -                  | -                    | 9,191,620                | 10,913,633         |
| Interest/Investment Earnings                       | 750,000               | 425,000            | 30,000              | \$ 209,917                | 1,834,337          | -                    | -                        | 3,249,254          |
| Charges for Service                                | 1,569,280             | 5,134,248          | -                   | \$ 2,483,272              | -                  | -                    | -                        | 9,186,800          |
| Rents & Leases                                     | 243,041               | 1,234,421          | 488,444             | \$ 730,869                | -                  | -                    | -                        | 2,696,775          |
| Licenses & Permits                                 | 196,750               | -                  | -                   | \$ -                      | -                  | -                    | -                        | 196,750            |
| Fines & Forfeitures                                | 100,600               | -                  | -                   | \$ -                      | -                  | -                    | -                        | 100,600            |
| Miscellaneous                                      | 153,500               | 212,900            | -                   | \$ 54,392                 | 6,000              | -                    | -                        | 426,792            |
| Transfers In                                       | 2,032,398             | 1,351,524          | -                   | \$ -                      | -                  | 125,375              | 3,470,100                | 6,979,397          |
| <b>Total Revenues</b>                              | <b>22,212,881</b>     | <b>9,105,486</b>   | <b>523,675</b>      | <b>\$ 3,478,450</b>       | <b>1,840,337</b>   | <b>125,375</b>       | <b>12,661,720</b>        | <b>49,947,924</b>  |
| <b>EXPENDITURES/EXPENSES</b>                       |                       |                    |                     |                           |                    |                      |                          |                    |
| Salaries & Benefits                                | 15,382,618            | 3,117,558          | 107,262             | \$ -                      | -                  | -                    | -                        | 18,607,438         |
| Supplies   | 1,134,914             | 892,206            | 15,156              | \$ 10,000                 | -                  | -                    | -                        | 2,052,276          |
| Services   | 4,240,253             | 2,355,487          | 253,070             | \$ 3,379,640              | -                  | -                    | -                        | 10,228,450         |
| Debt Service                                       | -                     | -                  | -                   | \$ -                      | -                  | 125,375              | -                        | 125,375            |
| Depreciation                                       | -                     | -                  | 140,446             | \$ -                      | -                  | -                    | -                        | 140,446            |
| Capital Outlay                                     | 56,000                | 93,000             | 37,000              | \$ -                      | -                  | -                    | 21,920,271               | 22,106,271         |
| Transfers  | 2,757,125             | 2,920,300          | 141,900             | \$ -                      | 1,327,655          | -                    | -                        | 7,146,980          |
| <b>Total Expenditures</b>                          | <b>23,570,910</b>     | <b>9,378,551</b>   | <b>694,834</b>      | <b>\$ 3,389,640</b>       | <b>1,327,655</b>   | <b>125,375</b>       | <b>21,920,271</b>        | <b>60,407,236</b>  |
| Contributions to (from) Fund<br>Balance/Net Assets | (1,358,029)           | (273,065)          | (171,159)           | \$ 88,810                 | 512,682            | -                    | (9,258,551)              | (10,459,312)       |
| Add Credit From Depreciation                       | -                     | -                  | 140,446             | \$ -                      | -                  | -                    | -                        | 140,446            |
| Projected lapse/encumbrances                       | 1,040,689             | 387,038            | -                   | \$ -                      | -                  | -                    | -                        | 1,427,727          |
| Adjusted Deficit/Surplus                           | (317,340)             | 113,973            | (30,713)            | \$ 88,810                 | 512,682            | -                    | (9,258,551)              | (8,891,139)        |
| Beginning Fund Balance/<br>Net Assets              | 18,077,851            | 6,449,479          | 613,843             | \$ 9,155,402              | 35,699,145         | -                    | 9,258,551                | 79,254,271         |
| Ending Fund Balance/<br>Unrestricted Net Assets    | 17,760,511            | \$ 6,563,452       | \$ 583,130          | \$ 9,244,212              | \$ 36,211,827      | \$ -                 | \$ -                     | \$ 70,363,132      |

City of Kenai  
Fiscal Year 2027 Operating Budget

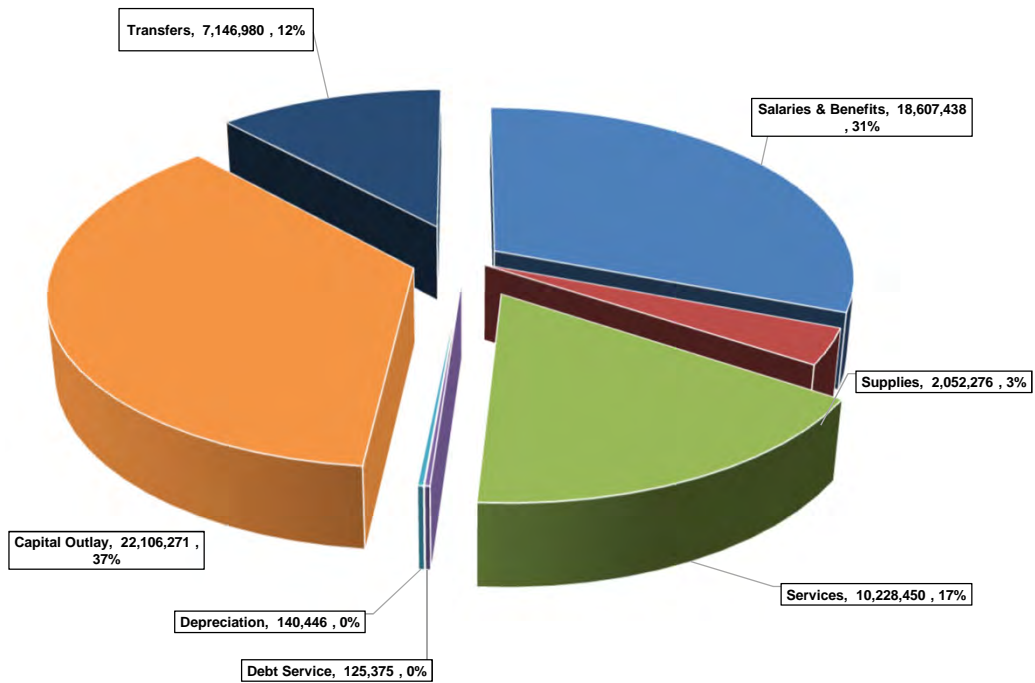
Combined Revenue and Appropriations All Fund Types

| FY2026<br>Projected<br>Total | FY2025<br>Total      |
|------------------------------|----------------------|
| \$ 15,586,033                | \$ 15,037,376        |
| 4,736,091                    | 1,359,354            |
| 3,103,106                    | 5,340,515            |
| 9,491,095                    | 10,110,175           |
| 2,668,657                    | 2,529,211            |
| 192,341                      | 232,289              |
| 91,415                       | 80,174               |
| 760,853                      | 1,248,189            |
| 6,986,874                    | 3,768,568            |
| <u>43,616,465</u>            | <u>39,705,851</u>    |
| 18,059,465                   | 17,042,038           |
| 2,318,209                    | 1,685,419            |
| 10,527,452                   | 8,482,396            |
| 130,625                      | 130,750              |
| 140,446                      | 155,246              |
| 5,313,594                    | 70,095               |
| 8,162,753                    | 5,208,356            |
| <u>44,652,544</u>            | <u>32,774,300</u>    |
| (1,036,079)                  | 6,931,551            |
| 140,446                      | 155,246              |
| 1,423,549                    | -                    |
| 527,916                      | 7,086,797            |
| <u>72,935,571</u>            | <u>58,525,526</u>    |
| <u>\$ 79,254,271</u>         | <u>\$ 72,935,571</u> |

**\$49,947,924**  
**Total Projected Government Revenues**  
**By Source - FY2027**



**\$60,407,236**  
**Total Estimated Government Expenditures**  
**By Object - FY2027**



City of Kenai  
Fiscal Year 2027 Operating Budget

Summary of Major Funds and Non-Major Funds in the Aggregate  
Prior Year, Current Year, and Adopted Budget

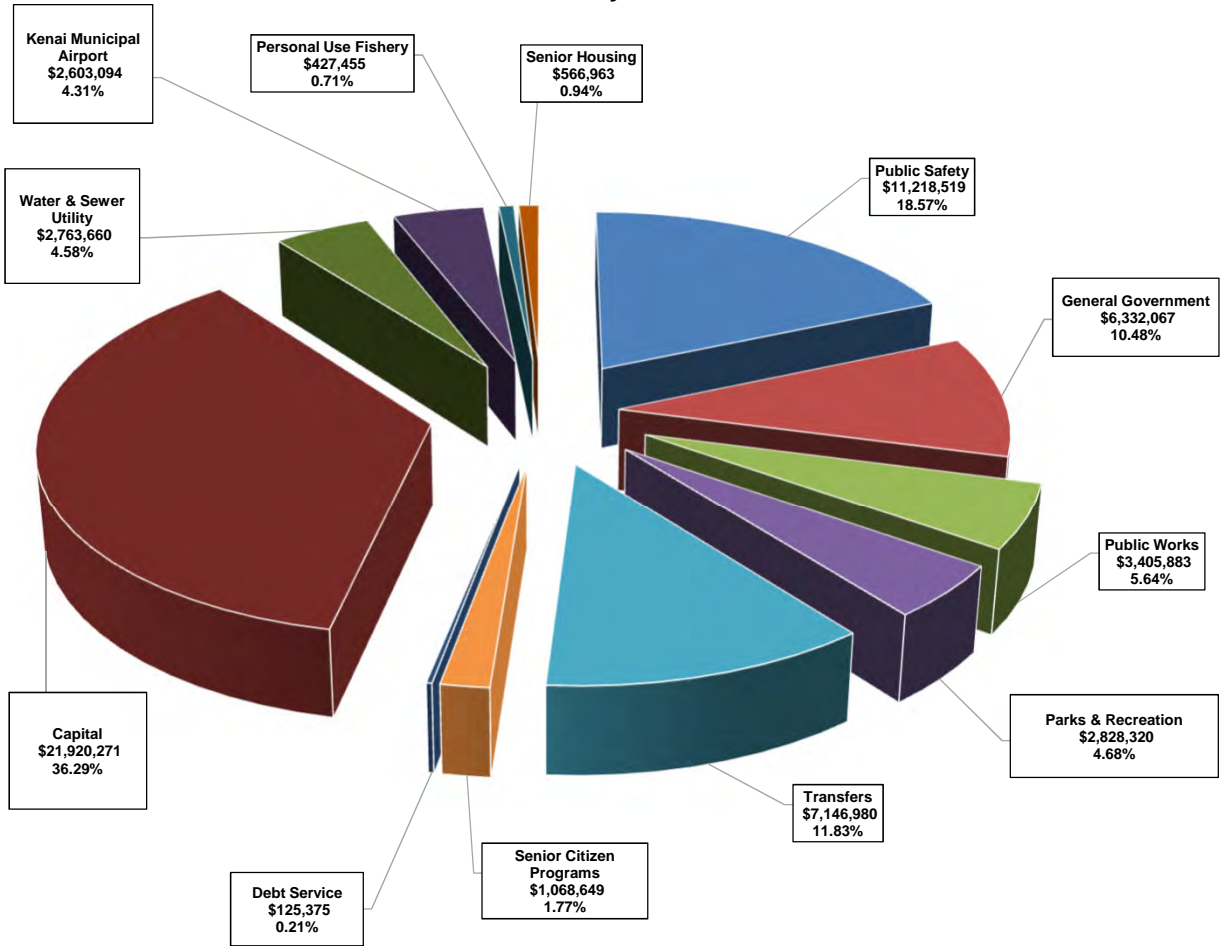
|  | Major Funds                 |                     |                   | Non-Major Funds - Aggregate |                     |                  | Total All Funds             |                     |
|--|-----------------------------|---------------------|-------------------|-----------------------------|---------------------|------------------|-----------------------------|---------------------|
|  | FY2027<br>Adopted<br>Budget | FY2026<br>Projected | FY2025<br>Actual  | FY2027<br>Adopted<br>Budget | FY2026<br>Projected | FY2025<br>Actual | FY2027<br>Adopted<br>Budget | FY2026<br>Projected |
| <b>REVENUES</b>                                    |                             |                     |                   |                             |                     |                  |                             |                     |
| Taxes  | \$ 16,197,923               | \$ 15,586,033       | \$ 15,037,376     | \$ -                        | \$ -                | \$ -             | \$ 16,197,923               | \$ 15,586,033       |
| Intergovernmental                                  | 6,823,043                   | 1,063,724           | 806,220           | 4,090,590                   | 3,672,367           | 553,134          | 10,913,633                  | 4,736,091           |
| Interest/Investment Earnings                       | 2,816,493                   | 2,739,041           | 4,666,561         | 432,761                     | 364,065             | 673,954          | 3,249,254                   | 3,103,106           |
| Charges for Service                                | 6,086,378                   | 5,579,079           | 6,331,872         | 3,100,422                   | 3,912,016           | 3,778,303        | 9,186,800                   | 9,491,095           |
| Rents & Leases                                     | 1,957,406                   | 1,933,000           | 1,908,342         | 739,369                     | 735,657             | 620,869          | 2,696,775                   | 2,668,657           |
| Licenses & Permits                                 | 196,750                     | 192,341             | 232,289           | -                           | -                   | -                | 196,750                     | 192,341             |
| Fines & Forfeitures                                | 100,600                     | 91,415              | 80,174            | -                           | -                   | -                | 100,600                     | 91,415              |
| Miscellaneous                                      | 230,600                     | 573,690             | 1,025,588         | 196,192                     | 187,163             | 222,601          | 426,792                     | 760,853             |
| Transfers In                                       | 3,132,172                   | 4,851,213           | 3,420,351         | 3,847,225                   | 2,135,661           | 348,217          | 6,979,397                   | 6,986,874           |
| <b>Total Revenues</b>                              | <b>37,541,365</b>           | <b>32,609,536</b>   | <b>33,508,773</b> | <b>12,406,559</b>           | <b>11,006,929</b>   | <b>6,197,078</b> | <b>49,947,924</b>           | <b>43,616,465</b>   |
| <b>EXPENDITURES/EXPENSES</b>                       |                             |                     |                   |                             |                     |                  |                             |                     |
| Salaries & Benefits                                | 17,793,910                  | 17,257,128          | 16,317,346        | 813,528                     | 802,337             | 724,692          | 18,607,438                  | 18,059,465          |
| Supplies   | 1,797,730                   | 1,992,513           | 1,457,697         | 254,546                     | 325,696             | 227,722          | 2,052,276                   | 2,318,209           |
| Services   | 6,579,714                   | 6,713,004           | 5,172,159         | 3,648,736                   | 3,814,448           | 3,310,237        | 10,228,450                  | 10,527,452          |
| Debt Service                                       | -                           | -                   | -                 | 125,375                     | 130,625             | 130,750          | 125,375                     | 130,625             |
| Depreciation                                       | 140,446                     | 140,446             | 155,246           | -                           | -                   | -                | 140,446                     | 140,446             |
| Capital Outlay                                     | 5,864,620                   | 2,702,826           | 70,095            | 16,241,651                  | 2,610,768           | -                | 22,106,271                  | 5,313,594           |
| Transfers  | 6,626,582                   | 7,659,408           | 4,701,772         | 520,398                     | 503,345             | 506,584          | 7,146,980                   | 8,162,753           |
| <b>Total Expenditures</b>                          | <b>38,803,002</b>           | <b>36,465,325</b>   | <b>27,874,315</b> | <b>21,604,234</b>           | <b>8,187,219</b>    | <b>4,899,985</b> | <b>60,407,236</b>           | <b>44,652,544</b>   |
| Contributions to (from) Fund<br>Balance/Net Assets | (1,261,637)                 | (3,855,789)         | 5,634,458         | (9,197,675)                 | 2,819,710           | 1,297,093        | (10,459,312)                | (1,036,079)         |
| Add Credit From Depreciation                       | 140,446                     | 140,446             | 155,246           | -                           | -                   | -                | 140,446                     | 140,446             |
| Projected lapse/encumbrances                       | 1,315,164                   | 1,292,750           | -                 | 77,895                      | 130,799             | -                | 1,393,059                   | 1,423,549           |
| Adjusted Deficit/Surplus                           | 193,973                     | (2,422,593)         | 5,789,704         | (9,119,780)                 | 2,950,509           | 1,297,093        | (8,925,807)                 | 527,916             |
| Beginning Fund Balance/<br>Net Assets              | 56,499,823                  | 50,704,227          | 48,212,292        | 19,266,859                  | 22,231,344          | 10,313,234       | 75,766,682                  | 72,935,571          |
| Ending Fund Balance/<br>Unrestricted Net Assets    | \$ 56,693,796               | \$ 48,281,634       | \$ 54,001,996     | \$ 10,147,079               | \$ 25,181,853       | \$ 11,610,327    | \$ 66,840,875               | \$ 73,463,487       |

City of Kenai  
Fiscal Year 2027 Operating Budget

Summary of Major Funds and Non-Major Funds in the Aggregate  
Prior Year, Current Year, and Adopted Budget

**\$60,407,236**  
**Total Government Estimated Expenditures**  
**FY2027 - By Function**

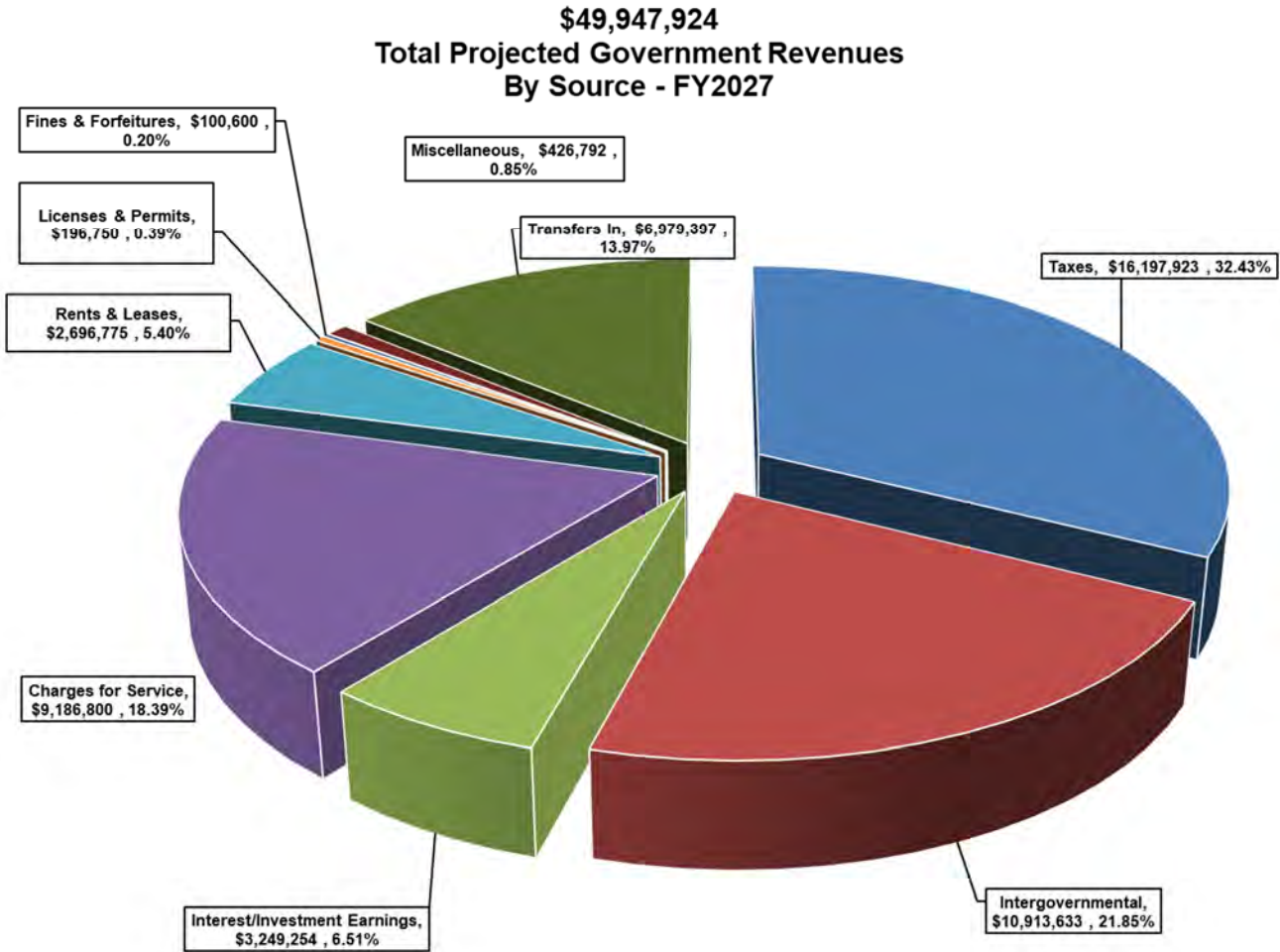
| FY2025        |
|---------------|
| Actual        |
| \$ 15,037,376 |
| 1,359,354     |
| 5,340,515     |
| 10,110,175    |
| 2,529,211     |
| 232,289       |
| 80,174        |
| 1,248,189     |
| 3,768,568     |
| <hr/>         |
| 39,705,851    |
| <br>          |
| 17,042,038    |
| 1,685,419     |
| 8,482,396     |
| 130,750       |
| 155,246       |
| 70,095        |
| 5,208,356     |
| <hr/>         |
| 32,774,300    |
| <br>          |
| 6,931,551     |
| 155,246       |
| <hr/>         |
| -             |
| 7,086,797     |
| <hr/>         |
| 58,525,526    |
| <hr/>         |
| \$ 65,612,323 |



# REVENUES

This section summarizes City operating revenues from FY2025 through forecasted amounts that will support the FY2027 Budget. As you will see, the City has many revenue sources, some much larger than others.

## Total Projected Government Revenues By Source – FY2027



## TAXES

### A. Property Taxes

#### Authority:

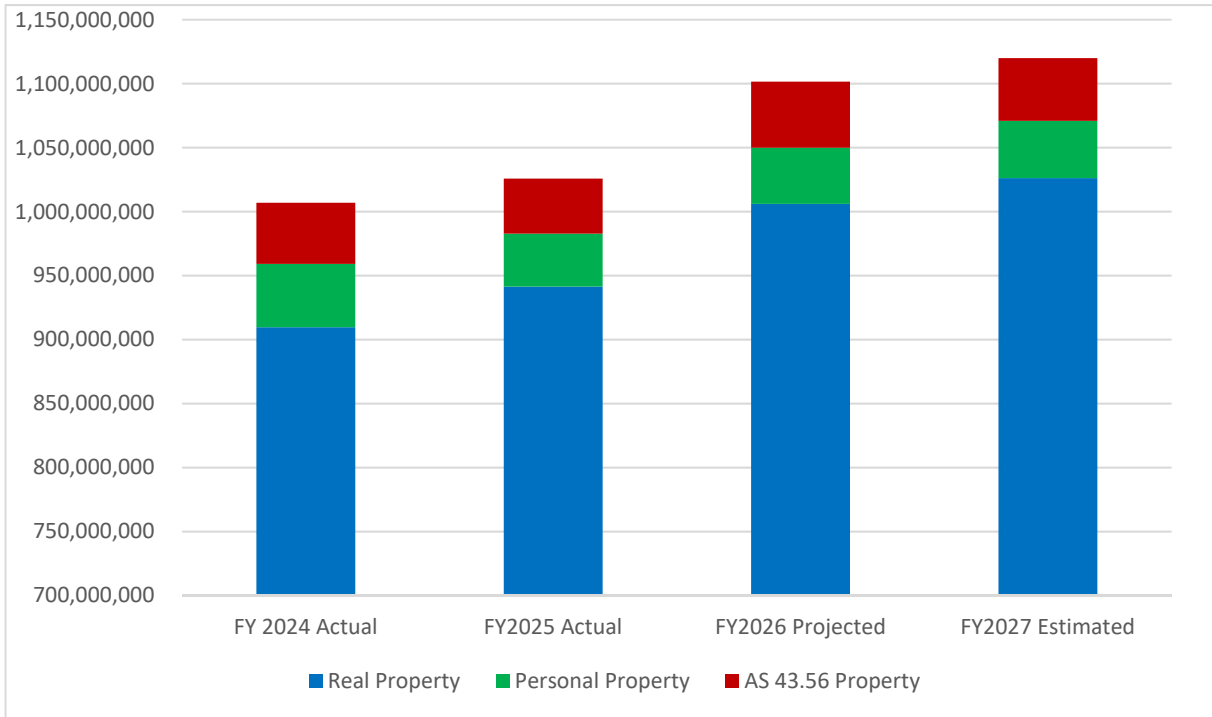
- KMC 7.05 Taxation of Real and Personal Property
- AS 43.56 Oil and Gas Exploration, Production, and Pipeline Transportation Property Taxes

#### Description:

All real and personal property not expressly exempted by law shall be subject to annual taxation at its full and true value based upon the actual value of the property assessed. This does not apply to property subject to a flat tax and/or exempted from the ad valorem tax. The rate of levy of tax, a mill rate, shall be fixed annually by resolution of the City Council, but the aggregate thereof does not exceed three percent (3%) of the assessed value of the property assessed. One mill of taxation generates \$100 of tax per \$100,000 of assessed value. Assessment and collection of these taxes is provided by the Kenai Peninsula Borough as required by AS 29.35.170(b).

In addition to real and personal property taxes, the City may levy a tax on the full and true value of real and personal property defined under AS 43.56. The rate of levy may be at a rate no higher than the rate applicable to other property taxed by the City. The State of Alaska provides an assessment for all property taxed under AS 43.56.

|   | <u>Certified Assessment Rolls</u> |                    |                             |                             |
|---|-----------------------------------|--------------------|-----------------------------|-----------------------------|
|   | <u>FY2024</u>                     | <u>FY2025</u>      | <u>FY2026<br/>Estimated</u> | <u>FY2027<br/>Projected</u> |
| <i>Taxable:</i><br><i>(Values expressed in thousands)</i> |                                   |                    |                             |                             |
| Real Property   | \$909,614                         | \$941,391          | \$1,005,994                 | \$1,026,114                 |
| AS 43.56 Property   | 47,805                            | 42,981             | 51,549                      | 48,972                      |
| Personal Property   | <u>49,550</u>                     | <u>41,378</u>      | <u>43,956</u>               | <u>44,835</u>               |
| Total Taxable Assessed Value                              | \$1,006,969                       | \$1,025,750        | \$1,101,499                 | \$1,119,921                 |
| Rate of Taxation  | <u>4.35</u>                       | <u>4.35</u>        | <u>4.35</u>                 | <u>4.35</u>                 |
| Total Ad Valorem Property Tax                             | 4,379,128                         | 4,462,013          | 4,791,521                   | 4,871,656                   |
| Motor Vehicle Property Tax                                | <u>67,809</u>                     | <u>69,197</u>      | <u>75,000</u>               | <u>75,000</u>               |
| Total Revenue   | <u>\$4,446,937</u>                | <u>\$4,531,210</u> | <u>\$4,866,521</u>          | <u>\$4,946,656</u>          |



**Projection Method and Comments:**

FY2026 estimates are based on certified main roll taxable values as of June 1, 2025, as provided by the Kenai Peninsula Borough’s assessing department. FY2027 preliminary tax rolls as provided by the Kenai Peninsula Borough’s assessing department. Real taxable assessed values are projected to increase at a rate of two percent (2%) annually. Personal taxable assessed values are projected to increase at a rate of 2 percent (2%), and oil & gas taxable assessed values are projected to increase at a rate of 20 percent (20%). There is no projected change in the rate of taxation.

**B. Sales Tax**

**Authority:**

- KMC 7.10 Sales Tax.
- KPBC 5.18 Sales Tax.

**Description:**

The City levies a consumer’s sales tax of three percent (3%) on all retail sales, rents, and services made or rendered within the City limits, measured by the gross sales price of the seller. Apart from a seasonal tax exemption on non-prepared food, the City adopts the Kenai Peninsula Borough code for the taxation and collection of sales tax. In addition to the City’s sales tax levy, the Kenai Peninsula Borough levies an additional three percent (3%) sales tax. Collection of sales taxes is provided by the Kenai Peninsula Borough as required by AS 29.35.170(b).

Taxable sales by category for FY2025, the most recent data available, are:

| <u>Category</u>                              | <u>Amount</u>               | <u>%</u>           |
|--|-----------------------------|--------------------|
| Retail Trade                                 | \$242,406,095               | 75.57%             |
| Restaurant/Bar                               | 20,595,170                  | 6.42%              |
| Utilities                                    | 11,178,788                  | 3.48%              |
| Services                                     | 6,139,678                   | 1.91%              |
| Hotel/Motel/Bed and Breakfast                | 6,120,786                   | 1.91%              |
| Rental Residential Property                  | 5,263,892                   | 1.64%              |
| Public Administration                        | 4,202,300                   | 1.31%              |
| Professional, Scientific, Technical Services | 4,067,544                   | 1.27%              |
| Wholesale Trade                              | 2,808,682                   | 0.88%              |
| Information                                  | 2,324,477                   | 0.72%              |
| Telecommunications                           | 1,995,881                   | 0.62%              |
| Rental Personal Property                     | 1,941,292                   | 0.61%              |
| Arts and Entertainment                       | 1,732,078                   | 0.54%              |
| Rental Non-Residential Property              | 1,713,639                   | 0.53%              |
| Administrative & Waste Management            | 1,504,559                   | 0.47%              |
| Manufacturing                                | 1,268,042                   | 0.40%              |
| Educational Services                         | 1,188,011                   | 0.37%              |
| Construction Contracting                     | 1,144,975                   | 0.36%              |
| Rental Self-Storage and Mini-Storage         | 1,102,153                   | 0.34%              |
| Guiding                                      | 518,735                     | 0.16%              |
| Transportation and Warehousing               | 501,887                     | 0.16%              |
| Mining/Quarrying                             | 435,203                     | 0.14%              |
| Rental Commercial Property                   | 405,076                     | 0.13%              |
| Finance and Insurance                        | 193,059                     | 0.06%              |
| Agriculture, Forestry, Fishing & Hunting     | 26,621                      | 0.01%              |
| Health Care and Social Assistance            | <u>10,199</u>               | <u>0.00%</u>       |
| <b>Total</b>                                 | <b><u>\$320,788,822</u></b> | <b><u>100%</u></b> |

|                              | <u>Actual<br/>FY2024</u> | <u>Actual<br/>FY2025</u> | <u>FY2026<br/>Estimated</u> | <u>FY2027<br/>Projected</u> |
|------------------------------|--------------------------|--------------------------|-----------------------------|-----------------------------|
| Taxable Sales                | \$314,604,437            | \$320,788,822            | \$332,731,238               | \$345,440,037               |
| Sales Tax Rate               | <u>3.00%</u>             | <u>3.00%</u>             | <u>3.00%</u>                | <u>3.00%</u>                |
| Gross Sales Tax Revenue      | 9,438,133                | 9,623,665                | 9,981,937                   | 10,363,201                  |
| Credit for Prompt Remittance | (151,010)                | (153,979)                | (159,711)                   | (165,811)                   |
| Sales Tax on Internet Sales  | <u>698,557</u>           | <u>796,788</u>           | <u>950,000</u>              | <u>1,000,000</u>            |
| Net Sales Tax Revenue        | <u>\$9,985,680</u>       | <u>\$10,264,460</u>      | <u>\$10,772,226</u>         | <u>\$11,197,390</u>         |
| % Change from Prior Year     | 1.59%                    | 2.81%                    | 3.7%                        | 3.9%                        |

**Projection Method and Comments:**

Sales tax revenue projections are based on an estimated 2.25% growth for FY2026. 2.75% for FY2027 and 2.0% for FY2028 and beyond.

**INTERGOVERNMENTAL**

**A. Public Employees Retirement System (PERS) On-behalf Contributions**

**Authority:**

- AS 39.35.255

**Description:**

Alaska Statute 39.35.255 requires the State of Alaska to contribute to the PERS Plan an amount such that, when combined with the employer contribution, is sufficient to pay the Plan's past service liability contribution rate as adopted by the Alaska Retirement Management Board (ARMB). As such, the Plan is considered to be in a special funding situation as defined by GASB.

|                                 | <u>FY2024</u> | <u>FY2025</u> | <u>FY2026<br/>Estimated</u> | <u>FY2027<br/>Projected</u> |
|---------------------------------|---------------|---------------|-----------------------------|-----------------------------|
| ARMB Required Contribution Rate | 24.79%        | 26.76%        | 28.33%                      | 29.84%                      |
| City Required Contribution Rate | 22.00%        | 22.00%        | 22.00%                      | 22.00%                      |
| State of Alaska On-behalf Rate  | 2.79%         | 4.76%         | 6.33%                       | 7.09%                       |
| On-behalf Revenue Received      | \$247,864     | \$426,759     | \$648,408                   | \$856,941                   |

**Projection Method and Comments:**

PERS on-behalf funding is estimated by applying the ARMB adopted rate to the estimated covered payroll for the applicable period. Future increases are expected due to the adoption of actuarial changes that increase the system's overall pension and other post-employment benefit liability.

**B. State of Alaska Community Assistance**

**Authority:**

- AS 29.60.850

**Description:**

The State of Alaska provides municipalities, reserves, and communities with funds to be used for any public purpose.

|               | <u>FY2024</u> | <u>FY2025</u> | <u>FY2026<br/>Estimated</u> | <u>FY2027<br/>Projected</u> |
|---------------|---------------|---------------|-----------------------------|-----------------------------|
| Total Revenue | \$172,001     | \$166,905     | \$105,939                   | \$139,899                   |

**Projection Method and Comments:**

The volatility of Community Assistance payments has been caused by the deteriorating financial condition of the State of Alaska. The current projection is based on information provided by the State.

**C. State of Alaska Fisheries Business & Resource Landing Taxes**

**Authority:**

- AS 43.75.130
- AS 43.77.060

**Description:**

The State of Alaska provides to municipalities fifty percent (50%) of taxes collected where fishery products are processed and fifty percent (50%) of taxes collected on floating fisheries where fishery products are landed. Taxes are based on the size and value of the catch.

|                               | <u>FY2024</u> | <u>FY2025</u> | <u>FY2026<br/>Estimated</u> | <u>FY2027<br/>Projected</u> |
|-------------------------------|---------------|---------------|-----------------------------|-----------------------------|
| Shared Fisheries Business Tax | \$464         | \$613         | \$613                       | \$700                       |

**Projection Method and Comments:**

The shared tax amounts are subject to appropriation by the State of Alaska, but are based on the overall value of catch determined by size and price. Cook Inlet fish harvest has been lower in recent years, while prices have remained relatively constant.

**D. Federal Nutrition, Transportation & Support Grant**

**Authority:**

- Older Americans Act

**Description:**

The Kenai Senior Center receives a federal grant, passed through the State of Alaska, to provide meals (in group settings and in private homes), nutrition and health education, transportation services that enable seniors to maintain mobility and independence, and other services.

|               | <u>FY2024</u> | <u>FY2025</u> | <u>FY2026<br/>Estimated</u> | <u>FY2027<br/>Projected</u> |
|---------------|---------------|---------------|-----------------------------|-----------------------------|
| Total Revenue | \$270,776     | \$217,302     | \$309,707                   | \$309,707                   |

**Projection Method and Comments:**

The State of Alaska Department of Health and Human Services provides estimates of the City grant amounts.

**E. Kenai Peninsula Borough Senior Citizen Funding**

**Authority:**

- Kenai Peninsula Borough Budget

**Description:**

The Kenai Senior Center receives funding from the Kenai Peninsula Borough to provide senior services to seniors within the City's geographic service area. The City's geographic service area for seniors extends outside the City's limits.

|               | <u>FY2024</u> | <u>FY2025</u> | <u>FY2026<br/>Estimated</u> | <u>FY2027<br/>Projected</u> |
|---------------|---------------|---------------|-----------------------------|-----------------------------|
| Total Revenue | \$186,143     | \$186,143     | \$186,146                   | \$185,846                   |

**Projection Method and Comments:**

The Kenai Peninsula Borough allocates funds for senior citizen programs in the annual operating budget. The total amount of funding is divided among all senior centers in the

Borough based on the senior population each serves. The population is based on the 2010 U.S. Census. Future changes will be driven by the results of the 2020 U.S. Census once the information is available.

**F. Choice Waiver Program**

**Authority:**

- State of Alaska Department of Health and Social Services – Senior and Disabilities Services.

**Description:**

Waiver programs offer individuals who meet institutional-level care criteria the opportunity to receive care in the home or community rather than in an institution. In order to access one of these waiver programs, a person must meet 1) Medicaid eligibility requirements for income and resource limits, as found through an interview and application process with the State of Alaska Division of Public Assistance (DPA), and 2) level of care requirements, as assessed and determined by the Senior and Disability Services Intake and Assessment Unit.

|               | <u>FY2024</u> | <u>FY2025</u> | <u>FY2026<br/>Estimated</u> | <u>FY2027<br/>Projected</u> |
|---------------|---------------|---------------|-----------------------------|-----------------------------|
| Total Revenue | \$103,428     | \$106,395     | \$106,000                   | \$106,000                   |

**Projection Method and Comments:**

Revenue projections are based upon estimated meal counts the Center expects to serve to eligible clients. The Center has seen a significant decrease in the number of eligible clients, and revenues are trending down.

**INTEREST/INVESTMENT EARNINGS**

**A. Investment of all funds except Permanent Funds**

**Authority:**

- KMC 7.22 Investment of Monies

**Description:**

The City’s non-Permanent Fund investments shall be managed so that the portfolio, as a whole, meets the following objectives:

1. Safety of principal;
2. Maintaining sufficient liquidity to meet the City’s cash flow requirements; and
3. Achieving a reasonable market-average rate of return.

Authorized investments of the portfolio include:

1. Obligations of the U.S. government, its agencies, and instrumentalities.
2. Insured or collateralized certificates of deposit, savings accounts, and other deposits with banks and savings and loan associations.
3. Repurchase agreements that are documented by a written agreement and are fully collateralized by delivery of obligations of the U.S. government to an independent third-party custodian.
4. Money market mutual funds whose dollar-weighted average portfolio maturities are not greater than one hundred twenty (120) days, and whose portfolios consist primarily of

obligations of the U.S. government, its agencies and instrumentalities, and of repurchase agreements collateralized with such U.S. government, agency, or instrumentality obligations.

5. A State investment pool, should one become available.

**Projection Method and Comments:**

The long-term estimated return for City Investments, excluding Permanent Funds, remains at approximately 3.0%. The Federal Reserve began reducing the federal funds rate in September 2024 as inflation began to moderate. While additional rate adjustments remain possible, the pace and timing of future changes are uncertain and will depend on ongoing economic conditions.

Current projections reflect recent market adjustments and assume a gradual stabilization of interest rates over the long term, with returns trending toward the 3.0% range.

**B. Investment of Permanent Funds**

**Authority:**

- KMC 7.30 Land Sale Permanent Funds
- Resolution 2019-27

**Description:**

The City’s Permanent Fund investments shall be managed as institutional endowments, seeking higher rates of return than other City investments due to the funds’ perpetual investment horizon.

The FY2027 authorized investment allocation for the investment of the City’s Permanent Funds is:

| <u>ASSET CLASS</u>              | <u>TARGET % WEIGHTING</u> | <u>RANGE %</u> |
|---------------------------------|---------------------------|----------------|
| Cash                            | 3                         | 0-10           |
| Fixed Income:                   |                           |                |
| Investment Grade Domestic Bonds | 26                        | 16-36          |
| High Yield Domestic Bonds       | 4                         | 0-8            |
| Domestic Equity:                |                           |                |
| Large-Cap Domestic Equity       | 22                        | 12-32          |
| Mid-Cap Equities                | 10                        | 0-18           |
| Small-Cap Equities              | 5                         | 0-10           |
| International Emerging Markets  | 5                         | 0-10           |
| International Equity            | 8                         | 4-16           |
| Real-estate equities            | 2                         | 0-4            |
| Infrastructure equities         | 5                         | 0-10           |
| Alternative Beta                | 10                        | 0-15           |

The investment performance shall be measured as follows:

Performance measurement of the Cash allocation will be measured against the Target weighting, using the Citi Group 90 Day T-Bill Index as the benchmark.

Performance measurement of the Investment Grade Domestic Bond allocation will be measured against the Target weighting, using the Bloomberg Barclays U.S. Aggregate Bond Index for the benchmark.

Performance measurement of the High Yield Domestic Bond allocation will be measured against the Target weighting, using the Bloomberg Barclays U.S. Corporate High Yield Very Liquid Bond index for the benchmark.

Performance measurement of the Large-Cap Domestic Equity allocation will be measured against the Target weighting, using the Standard & Poor's 500 Index for the benchmark.

Performance measurement of the Mid-Cap Equity allocation will be measured against the Target weighting, using the Standard & Poor's 400 Mid-Cap Index as the benchmark.

Performance measurement of the Small-Cap Equity allocation will be measured against the Target weighting, using the Standard & Poor's 600 Small-Cap Index as the benchmark.

Performance measurement of the International Emerging Markets allocation will be measured against the Target weighting, using the Morgan Stanley Capital International Emerging Markets index as the benchmark.

Performance measurement of the International Equity allocation will be measured against the Target weighting, using the Morgan Stanley Capital International Europe, Australasia and Far East (MSCI EAFE) index for the benchmark.

Performance measurement of the Real-Estate Equities allocation will be measured against the target weighting, using the Standard & Poor's US REIT Index as the benchmark.

Performance measurement of the Infrastructure Equities allocation will be measured against the target weighting, using the STOXX Global Broad Infrastructure Index as the benchmark.

Performance measurement of the Alternative Beta allocation will be measured against the target weighting, using the Wilshire Liquid Alternatives Index as the benchmark.

**Projection Method and Comments:**

The City's Permanent Fund investment manager's projections for the City's Permanent Fund are for annual returns to be between (11.7%) and 29.2%, with a 7.45% average annualized rate of return since inception.

**CHARGES FOR SERVICE**

**A. Ambulance Fees**

**Authority:**

- City of Kenai Fee Schedule
- Resolution 2019-34

**Description:**

The City bills patients for treatment by fire personnel and transport by City ambulance. Services include treatment without transport; emergent and non-emergent basic life support (BLS); advanced life support (ALS) categories I & II; and mileage-based transportation. Historical rates and revenue generated are as follows:

|                  | <u>FY2024</u> | <u>FY2025</u> | <u>FY2026<br/>Estimated</u> | <u>FY2027<br/>Projected</u> |
|------------------|---------------|---------------|-----------------------------|-----------------------------|
| Emergent BLS     | \$675.00      | \$675.00      | \$675.00                    | \$675.00                    |
| Non-emergent BLS | 550.00        | 550.00        | 550.00                      | 550.00                      |
| ALS I            | 800.00        | 800.00        | 800.00                      | 800.00                      |
| ALS II           | 975.00        | 975.00        | 975.00                      | 1,034.00                    |
| Rate per mile    | 14.00         | 14.00         | 14.00                       | 14.20                       |
| Total Revenue    | \$943,944     | \$1,561,181   | \$1,007,429                 | \$1,250,000                 |

**Projection Method and Comments:**

Revenue projections are based on FY2025 actual call volumes by type. Gross revenues are reduced by required billing adjustments for allowable Medicare/Medicaid rates and the application of the City's Charity Care Policy. The Supplemental Emergency Medical Transport (SEMT) program was established with CFR 42/443.51 established on November 30, 2010, passed by State House Bill 176 (2018), State Plan Amendment (SPA) signed on August 31, 2019, and State regulations approved on October 9, 2021, with payments retroactive to the date the SPA was signed. This program provided the City with additional Medicaid reimbursement in FY2024 for the FY2022 reporting period of \$436,329; in FY2025 for the FY2023 reporting period of \$525,672; and for the FY2024 reporting period of \$454,983.

**B. Animal Control Fees**

**Authority:**

- KMC Title 3, Animal Control

**Description:**

The Chief Animal Control Officer recommends, and the City Council adopts, fees associated with the adoption of animals from the City's Animal Control Shelter. All cats and dogs adopted from the City are spayed or neutered prior to adoption in an effort to reduce the number of unwanted animals in the City.

|  | <u>FY2024</u>         | <u>FY2025</u> | <u>FY2026<br/>Estimated</u> | <u>FY2027<br/>Projected</u> |
|--|-----------------------|---------------|-----------------------------|-----------------------------|
| <b>Veterinary services</b>             | -----Actual Cost----- |               |                             |                             |
| Veterinary services transport per mile | \$2.04                | \$2.04        | \$2.04                      | \$2.04                      |
| Insertion of microchip                 | 10.20                 | 10.20         | 15.30                       | 15.30                       |
| Animal adoption fee                    | 20.40                 | 20.40         | 20.40                       | 20.40                       |
| Total Revenue                          | \$28,602              | \$43,524      | \$37,419                    | \$38,000                    |

**Projection Method and Comments:**

Revenue projections are based on historical animal counts and adoptions. Veterinary service costs are increasing slowly, and the total number of animals adopted is remaining constant after years of decline.

**C. Multipurpose Fees**

**Authority:**

- City of Kenai Fee Schedule
- Resolution 2016-19

**Description:**

The City operates a multipurpose facility and charges a per-hour fee for exclusive use of the ice rink from October 15<sup>th</sup> to March 15<sup>th</sup> of each year.

|                               | <u>FY2024</u>    | <u>FY2025</u>    | <u>FY2026<br/>Estimated</u> | <u>FY2027<br/>Projected</u> |
|-------------------------------|------------------|------------------|-----------------------------|-----------------------------|
| Hourly rate                   | \$165.00         | \$165.00         | \$165.00                    | \$175.00                    |
| Estimated annual hours of use | <u>835.00</u>    | <u>858.00</u>    | <u>757.00</u>               | <u>800.00</u>               |
| Total Revenue                 | <u>\$137,816</u> | <u>\$141,643</u> | <u>\$125,000</u>            | <u>\$140,000</u>            |

**Projection Method and Comments:**

Revenue projections are based on historical ice usage.

**D. Water & Sewer Fees**

**Authority:**

- KMC Title 17, Public Utilities and Enterprises
- KMC Appendices, Public Utility Regulations and Rates
- City of Kenai Fee Schedule
- Resolution 2019-34

**Description:**

The City provides potable water, wastewater handling, and wastewater treatment in compliance with all state and federal regulations. The City strives to operate the utility economically to provide reliable service to Kenai residents.

Basic water and sewer rates for flat-rate and metered accounts will increase by 4.0% in FY2027, as shown below:

|   | <u>FY2026</u> | <u>FY2027</u> |
|---|---------------|---------------|
| <b><u>Water Rates:</u></b>                      |               |               |
| Residential flat rate per month                 | \$42.48       | \$44.18       |
| General Use – Metered per 1,000 gallons         | \$4.10        | \$4.26        |
| <b><u>Sewer Rates:</u></b>                      |               |               |
| Residential flat rate per month                 | \$60.74       | \$63.17       |
| General Use – Metered per 1,000 gallons         | \$6.02        | \$6.26        |
| <b><u>Combined Water &amp; Sewer Rates:</u></b> |               |               |
| Residential flat rate per month                 | \$103.22      | \$107.35      |
| General Use – Metered per 1,000 gallons         | \$ 10.12      | \$ 10.52      |

|               | <u>FY2024</u>      | <u>FY2025</u>      | <u>FY2026<br/>Estimated</u> | <u>FY2027<br/>Projected</u> |
|---------------|--------------------|--------------------|-----------------------------|-----------------------------|
| Residential   | \$2,401,511        | \$2,506,682        | \$2,520,954                 | \$2,609,452                 |
| General Use   | <u>862,330</u>     | <u>929,685</u>     | <u>847,911</u>              | <u>983,727</u>              |
| Total Revenue | <u>\$3,263,841</u> | <u>\$3,436,367</u> | <u>\$3,368,865</u>          | <u>\$3,593,179</u>          |

**Projection Method and Comments:**

The City has reviewed expenditures and has seen increases over the past several years due to inflationary pressures impacting the cost of chemicals, parts, electricity, and natural gas required to operate City utilities.

While rates remained unchanged in FY2025, these cost increases have continued. In addition, the City had been receiving and treating leachate at the wastewater treatment facility, which increased operating costs but also generated approximately \$340,000 or more in annual revenue for the utility. That revenue source has since ceased due to a change in disposal method.

The proposed FY2027 4% increase reflects these cumulative cost pressures and the loss of offsetting revenue, and is necessary to maintain the financial stability of the utility fund.

**E. Vehicle Parking Fees**

**Authority:**

- KMC Appendices, Airport Regulations Chapter 14.05, Landing Fees
- City of Kenai Fee Schedule
- Resolution 2018-28

**Description:**

The City charges a daily fee for parking in the Kenai Municipal Airport's short- and long-term parking lots.

|                      | <u>FY2024</u> | <u>FY2025</u> | <u>FY2026<br/>Estimated</u> | <u>FY2027<br/>Projected</u> |
|----------------------|---------------|---------------|-----------------------------|-----------------------------|
| Parking rate per day | \$8.00        | \$8.00        | \$8.00                      | \$8.00                      |
| Total Revenue        | \$243,199     | \$303,543     | \$270,488                   | \$265,000                   |

**Projection Method and Comments:**

Revenue projections are based on historical parking usage.

**F. Aircraft Landing Fees**

**Authority:**

- KMC Appendices, Airport Regulations Chapter 14.05, Landing Fees
- City of Kenai Fee Schedule
- Resolution 2018-28

**Description:**

The City charges landing fees at the Kenai Municipal Airport based upon the certified gross takeoff weight of commercial aircraft. Signatory operators at the airport pay thirty percent (30%) less per pound than non-signatory operators.

|  | <u>FY2024</u> | <u>FY2025</u> | <u>FY2026<br/>Estimated</u> | <u>FY2027<br/>Projected</u> |
|--|---------------|---------------|-----------------------------|-----------------------------|
| Landing Fees <i>(per 1,000 pounds)</i> |               |               |                             |                             |
| Signatory                              | \$1.88        | \$1.97        | \$2.07                      | \$2.07                      |
| Non-signatory                          | 2.44          | 2.56          | 2.69                        | 2.69                        |
| Total Revenue                          | \$407,678     | \$382,293     | \$346,897                   | \$355,000                   |

**Projection Method and Comments:**

Revenues are projected based on historical certified activity reports provided by commercial operators and future aviation forecasts.

**G. Employee Health Care Fees**

**Authority:**

- Employee Health Care Fund

**Description:**

The City began utilizing an internal service fund in FY2018 to account for the costs of providing employee health and life insurance. Each fund and department is charged based on the number of eligible FTEs. Beginning in FY2027, the allocation methodology was updated from a per-position basis (full-time and part-time) to an allocation based on eligible FTEs to better align costs with actual benefit participation.

Employees contribute monthly toward coverage, paying 15% of the premium cost for the coverage they elect. The City contributes a reduced share toward premiums for part-time employees.

|                     | <u>Actual<br/>FY2025</u> | <u>Projected<br/>FY2026</u> | <u>Proposed<br/>FY2027</u> |
|---------------------|--------------------------|-----------------------------|----------------------------|
| Revenues            |                          |                             |                            |
| Charge for Services | \$2,832,897              | \$2,902,000                 | \$2,144,441                |
| Employee Premiums   | 348,433                  | 3381,546                    | 338,831                    |
| Interest Earnings   | <u>136,742</u>           | <u>108,361</u>              | <u>460,755</u>             |
| Total Revenue       | <u>\$3,320,757</u>       | <u>\$3,391,907</u>          | <u>\$2,944,027</u>         |

|  | <u>FY2025</u>                  | <u>FY2026</u>                  | <u>FY2027</u>                  | <u>Difference</u>                       | <u>% Change</u>                           |
|--|--------------------------------|--------------------------------|--------------------------------|---|---|
| <b>Employer cost per position:</b>     |                                |                                |                                |   |   |
| Full-time                              | \$ 26,722                      | \$ 20,042                      | \$ 21,245                      | \$ 1,203                                | 6.00%                                     |
| Part-time                              | 13,361                         | 10,021                         | 10,622                         | 601                                     | 6.00%                                     |
|  | <u>Jan 1 - Dec 31<br/>2025</u> | <u>Jan 1 - Dec 31<br/>2026</u> | <u>Jan 1 - Dec 31<br/>2027</u> | <u>Projected*<br/>Increase<br/>2027</u> | <u>Employee<br/>Monthly<br/>%Increase</u> |
| <b>Employee monthly premiums:</b>      |                                |                                |                                |   |   |
| <b>\$3,000/\$6,000 Deductible Plan</b> |                                |                                |                                |   |   |
| Employee only                          | \$ 176.00                      | \$ 161.13                      | \$ 167.58                      | \$ 6.45                                 | 4.00%                                     |
| Employee with child(ren)               | 323.00                         | 298.09                         | 310.01                         | 11.92                                   | 4.00%                                     |
| Employee with spouse                   | 355.00                         | 331.93                         | 345.21                         | 13.28                                   | 4.00%                                     |
| Employee with family                   | 487.00                         | 468.88                         | 487.64                         | 18.76                                   | 4.00%                                     |
| Part-time employee only                | 766.00                         | 700.00                         | 728.00                         | 28.00                                   | 4.00%                                     |
| Part-time employee w/Children          | 1,894.00                       | 1,295.00                       | 1,346.80                       | 51.80                                   | 4.00%                                     |
| Part-time employee w/Spouse            | 2,144.00                       | 1,442.00                       | 1,499.68                       | 57.68                                   | 4.00%                                     |
| Part-time employee w/Family            | 3,156.00                       | 2,037.00                       | 2,118.48                       | 81.48                                   | 4.00%                                     |

\* Assumes a 4% premium increase for health insurance and a 4% increase for dental and an employee cost share of 15% of premiums.

|                                       |           |           |           |         |       |
|---------------------------------------|-----------|-----------|-----------|---------|-------|
| <b>Employee monthly premiums:</b>     |           |           |           |         |       |
| <b>\$4,000/\$8,000 QHDHP with HSA</b> |           |           |           |         |       |
| Employee only                         | \$ 168.00 | \$ 145.85 | \$ 151.68 | \$ 6.07 | 4.00% |
| Employee with child(ren)              | 304.00    | 269.83    | 280.62    | 11.22   | 4.00% |
| Employee with spouse                  | 335.00    | 300.45    | 312.47    | 12.50   | 4.00% |
| Employee with family                  | 462.00    | 424.43    | 441.41    | 17.66   | 4.00% |
| Part-time employee only               | 730.00    | 633.00    | 658.32    | 26.33   | 4.00% |
| Part-time employee w/Children         | 1,818.00  | 1,305.00  | 1,357.20  | 54.29   | 4.00% |
| Part-time employee w/Spouse           | 2,062.00  | 1,172.00  | 1,218.88  | 48.76   | 4.00% |
| Part-time employee w/Family           | 3,024.00  | 1,844.00  | 1,917.76  | 76.71   | 4.00% |

### **Projection Method and Comments:**

The FY2027 health insurance projected costs include an average increase of 4.0%. The Employee cost share is 15% of premiums, and the City pays the remaining 85%.

## **RENTS & LEASES**

### **A. Land Leases**

#### **Authority:**

- KMC Title 21, City Airport and Airport Lands.
- KMC Title 22, General Fund Lands.

#### **Description:**

The City leases land it holds title to, thereby providing operational revenue to the City's General and Airport Funds. Lands deeded to the City by the Federal Aviation Administration have a deed restriction limiting the use of any revenue derived from its sale or lease for the betterment of the Kenai Municipal Airport.

|                          | <u>FY2024</u>    | <u>FY2025</u>    | <u>FY2026<br/>Estimated</u> | <u>FY2027<br/>Projected</u> |
|--------------------------|------------------|------------------|-----------------------------|-----------------------------|
| Revenue                  |                  |                  |                             |                             |
| General Fund Land Leases | \$143,282        | \$139,964        | \$143,933                   | \$183,141                   |
| Airport Fund Land Leases | <u>550,127</u>   | <u>493,781</u>   | <u>684,462</u>              | <u>695,271</u>              |
| Total Revenue            | <u>\$693,409</u> | <u>\$633,745</u> | <u>\$828,395</u>            | <u>\$878,412</u>            |

**Projection Method and Comments:**

Land lease amounts are based on a percentage, six percent (6%) to eight percent (8%) of the land's appraised fair market value annually. Most land under lease is appraised in years ending in five (5) and zero (0) with adjustments in non-appraisal years based on the Consumer Price Index for all Urban Consumers, Anchorage, Alaska. Revenue estimates are based on land currently under lease with no allowance for new leases.

**B. Terminal Rents**

**Authority:**

- Kenai Municipal Airport Airline Operating Agreement
- City of Kenai Fee Schedule
- Concessionaire agreements

**Description:**

The City leases space in the Kenai Municipal Airport to airlines, car rental agencies, and food/bar concessionaires who operate in the Airport terminal building.

|                              | <u>FY2024</u>    | <u>FY2025</u>    | <u>FY2026<br/>Estimated</u> | <u>FY2027<br/>Projected</u> |
|------------------------------|------------------|------------------|-----------------------------|-----------------------------|
| Revenue                      |                  |                  |                             |                             |
| Airline Rents                | \$280,516        | \$325,689        | \$352,759                   | \$341,990                   |
| Concessionaire & Other Rents | <u>137,205</u>   | <u>110,662</u>   | <u>292,052</u>              | <u>288,101</u>              |
| Total Revenue                | <u>\$417,722</u> | <u>\$433,350</u> | <u>\$644,810</u>            | <u>\$630,091</u>            |

**Projection Method and Comments:**

Terminal rent is negotiated in the Airport's Airline Operating Agreement. The current agreement is in effect through FY2025. The Airport's Airline Operating Agreement contains a 5% increase in rates for each year of the agreement and a two-percentage point reduction in the terminal rent subsidy for years 2 through 5 of the new agreement. Terminal rental rates will be applied to tenant-occupied square footage. Concessionaire agreements are negotiated with multiple vendors and typically last 5 years. Revenue estimates are based upon current space occupancy.

**C. Equipment Replacement Fund**

**Authority:**

- KMC 7.25.100 Equipment Replacement Fund

**Description:**

The City operates an internal service fund to account for the purchase of equipment for General Fund departments costing more than \$50,000. Utilizing departments are billed annually to accumulate sufficient funds to replace equipment at the end of its useful life.

|                                    | <u>FY2024</u>    | <u>FY2025</u>    | <u>FY2026<br/>Estimated</u> | <u>FY2027<br/>Projected</u> |
|------------------------------------|------------------|------------------|-----------------------------|-----------------------------|
| Fire Department                    | \$169,066        | \$163,276        | \$245,611                   | \$258,072                   |
| Non-Departmental                   | 44,907           | 41,290           | 47,532                      | 47,532                      |
| Street Department                  | 197,639          | 173,012          | 255,879                     | 244,412                     |
| Parks, Recreation & Beautification | <u>5,120</u>     | <u>4,163</u>     | <u>5,931</u>                | <u>5,931</u>                |
| Total                              | <u>\$416,732</u> | <u>\$381,741</u> | <u>\$554,953</u>            | <u>\$555,947</u>            |

**Projection Method and Comments:**

Rents are based on the estimated replacement cost of each piece of equipment. Assuming a three percent (3%) rate of return on fund equity net of that invested in capital assets, payments are calculated to accumulate the estimated replacement cost of the asset at the end of its useful life. Equipment costs are projected to increase at a rate of three percent (3%) annually. Because the assumed rate of return and the assumed rate of cost escalation are both three percent (3%), there is no charge to a department in years beyond the equipment's original scheduled replacement.

**D. Fleet Replacement Fund**

**Authority:**

- KMC 7.25.105 Fleet Replacement Fund

**Description:**

In FY2021, the City began operating an internal service fund to account for vehicle purchases for the General and Senior Citizen Fund departments. Utilizing departments will be billed annually to accumulate sufficient funds to replace equipment at the end of its useful life.

|                                    | <u>FY2024</u>    | <u>FY2025</u>    | <u>FY2026<br/>Estimated</u> | <u>FY2027<br/>Projected</u> |
|------------------------------------|------------------|------------------|-----------------------------|-----------------------------|
| Police Department                  | \$87,223         | \$83,164         | \$90,099                    | \$89,610                    |
| Parks, Recreation & Beautification | 20,210           | 20,210           | 20,367                      | 20,367                      |
| Fire Department                    | 11,769           | 12,622           | 13,760                      | 13,560                      |
| Street Department                  | 8,909            | 8,909            | 11,790                      | 13,148                      |
| Shop Department                    | 7,440            | 7,440            | 7,440                       | 7,440                       |
| Animal Control                     | 5,308            | 5,308            | 8,155                       | 8,155                       |
| Senior Citizen Fund Departments    | 10,873           | 10,873           | 13,823                      | 15,871                      |
| Building Department                | <u>5,464</u>     | <u>5,464</u>     | <u>6,770</u>                | <u>6,770</u>                |
| Total                              | <u>\$157,196</u> | <u>\$153,990</u> | <u>\$172,204</u>            | <u>\$174,921</u>            |

**Projection Method and Comments:**

Rents are based on the estimated replacement cost of each vehicle. Assuming a three percent (3%) rate of return on fund equity net of that invested in capital assets, payments are calculated to accumulate the estimated replacement cost of the asset at the end of its useful life. Vehicle costs are projected to increase at a rate of three percent (3%) annually. Because the assumed rate of return and assumed rate of cost escalation are both three percent (3%), there is no charge to a department in years beyond the equipment's original scheduled replacement.

**E. Congregate Housing Rents**

**Authority:**

- City of Kenai Fee Schedule

**Description:**

The City Vintage Pointe Manor operates a forty (40) unit independent living, senior housing complex. The facility charges monthly rents commensurate with those of unsubsidized private facilities in the community.

|        | <u>FY2024</u> | <u>FY2025</u> | <u>FY2026<br/>Estimated</u> | <u>FY2027<br/>Projected</u> |
|--------|---------------|---------------|-----------------------------|-----------------------------|
| Rents: | \$486,345     | \$508,310     | \$504,116                   | \$488,444                   |

**Projection Method and Comments:**

In years ending in five (5) and zero (0), the City commissions a rental rate study to determine the unsubsidized market rate for comparable unassisted senior housing. For years in which no study is conducted, the prior year’s market rates are adjusted by the change in the Anchorage Alaska Consumer Price Index for all Urban Consumers. Existing tenants will see no more than a \$ 50.00-per-month increase in rent this year to reach the market rate. Vacancy is assumed to be seven and one-half percent (7.5%) as the facility has a lengthy wait list for prospective tenants.

**LICENSES & PERMITS**

**A. Building Permits**

**Authority:**

- KMC 4.05 Building Code

**Description:**

The City assesses a fee for the issuance of a permit to construct or alter structures within the City. The City has adopted the “*International Building Code*,” 2009 Edition. The City further uses the Building Valuation Data Table in the latest edition of the Building Safety Journal, published by the International Code Council, to determine the value of construction and improvements.

| <u>Fee Schedule</u>   | <u>Commercial</u> | <u>Residential</u> |
|---|-------------------|--------------------|
| Valuation \$1.00 - \$500.00   | \$23.50           | \$17.63            |
| Valuation \$501.00 - \$2,000.00 - Base  | \$23.50           | \$17.63            |
| Valuation \$501.00 - \$2,000.00<br>Each additional \$100.00, or fraction thereof, over \$500.00,<br>including \$2,000.00        | \$3.05            | \$2.29             |
| Valuation \$2,001.00 - \$25,000.00 - Base   | \$69.25           | \$51.94            |
| Valuation \$2,001.00 - \$25,000.00<br>Each additional \$1,000.00, or fraction thereof, over \$2,000.00<br>including \$25,000.00 | \$14.00           | \$10.50            |
| Valuation \$25,001.00 - \$50,000.00 - Base  | \$391.25          | \$293.44           |

|  |            |            |
|--|------------|------------|
| Valuation \$25,001.00 - \$50,000.00<br>Each additional \$1,000.00, or fraction thereof, over \$25,000.00 including \$50,000.00         | \$10.10    | \$7.58     |
| Valuation \$50,001.00 - \$100,000.00 - Base  | \$643.75   | \$482.81   |
| Valuation \$50,001.00 - \$100,000.00<br>Each additional \$1,000.00, or fraction thereof, over \$50,000.00 including \$100,000.00       | \$7.00     | \$5.25     |
| Valuation \$100,001.00 - \$500,000.00 - Base   | \$993.75   | \$745.31   |
| Valuation \$100,001.00 - \$500,000.00<br>Each additional \$1,000.00, or fraction thereof, over \$100,000.00 including \$500,000.00     | \$5.60     | \$4.20     |
| Valuation \$500,001.00 - \$1,000,000.00 - Base   | \$3,233.75 | \$2,425.31 |
| Valuation \$500,001.00 - \$1,000,000.00<br>Each additional \$1,000.00, or fraction thereof, over \$500,000.00 including \$1,000,000.00 | \$4.75     | \$3.56     |
| Valuation \$1,000,001.00 and up - Base   | \$5,608.75 | \$4,206.56 |
| Valuation \$1,000,001.00 - and up<br>Each additional \$1,000.00, or fraction thereof, over \$1,000,000.00                              | \$3.65     | \$2.74     |
| Inspection outside of normal business hours<br>per hour (two-hour minimum charge)  | \$47.00    | \$47.00    |
| Inspection for which no fee is specifically indicated<br>per hour (two-hour minimum charge)  | \$47.00    | \$47.00    |
| Additional plan review required by changes, additions, or revisions to plans<br>per hour (one-hour minimum charge)                     | \$47.00    | \$47.00    |

|               | <u>FY2024</u> | <u>FY2025</u> | <u>FY2026<br/>Estimated</u> | <u>FY2027<br/>Projected</u> |
|---------------|---------------|---------------|-----------------------------|-----------------------------|
| Total Revenue | \$155,624     | \$203,699     | \$175,000                   | \$175,000                   |

**Projection Method and Comments:**

Revenue projections are based on historical construction values adjusted for any known large projects.

**B. Animal Licenses**

**Authority:**

- KMC Title 3, Animal Control

**Description:**

A person who owns a dog over the age of three (3) months, other than in the operation of a kennel facility, must obtain a dog license for that dog.

|                                  | <u>FY2024</u> | <u>FY2025</u> | <u>FY2026</u> | <u>FY2027<br/>Projected</u> |
|----------------------------------|---------------|---------------|---------------|-----------------------------|
| Dog License – Sterilized Dog     | \$10.20       | \$10.20       | \$10.20       | \$10.20                     |
| Dog License – Non-sterilized Dog | 30.60         | 30.60         | 30.60         | 30.60                       |
| Total revenue                    | \$7,172       | \$8,817       | \$7,023       | \$8,000                     |

**Projection Method and Comments:**

Revenue projections are based on no change in the fee amount and a relatively stable animal population.

**TRANSFERS IN**

**A. Administrative Service Transfers**

**Authority:**

- Administrative Service Charge Policy

**Description:**

The City uses the modified direct expenditure method to allocate the administrative costs of operating the City across all of the City's funds.

The historical allocation percentage applied to modified direct expenditures and the total General Fund recovery via transfers is as follows:

|                     | <u>FY2024</u> | <u>FY2025</u> | <u>FY2026</u> | <u>FY2027<br/>Projected</u> |
|---------------------|---------------|---------------|---------------|-----------------------------|
| Cost Allocation %   | 15.15%        | 13.02%        | 11.72%        | 11.00%                      |
| Total cost recovery | \$1,797,900   | \$1,834,200   | \$1,834,200   | \$1,780,900                 |

**Projection Method and Comments:**

The modified direct expenditure method allocates the identified indirect cost pool to funds based on their budgeted expenditures, with modifications to eliminate significant specific items that would disproportionately impact the allocations, such as depreciation, State of Alaska Public Employee Retirement System grant expenditures, and large capital purchases.

**B. Other Transfers**

**Authority:**

- N/A

**Description:**

Transfers are financial inflows from other funds. An example of a routine transfer is money transferred from the General Fund to the Debt Service Fund for the annual debt service on the City's outstanding Library Expansion Bonds.

**Projection Method and Comments:**

- N/A

**City of Kenai  
Fiscal Year 2027 Operating Budget**

**General Fund Central Administration Cost Allocation**

|   | <b>FY 2026</b>             | <b>FY 2027</b>             | <b>Difference</b>        | <b>Percent</b>        |
|---|----------------------------|----------------------------|--------------------------|-----------------------|
| Utilities                               | \$ 296,200                 | 307,500                    | \$ 11,300                | 3.81%                 |
| Airport - Airfield                      | 1,059,900                  | 1,041,000                  | (18,900)                 | (1.78%)               |
| Airport - Administration Including Land | 72,500                     | 73,600                     | 1,100                    | 1.52%                 |
| Airport - Terminal                      | 61,600                     | 64,200                     | 2,600                    | 4.22%                 |
| Senior - Access                         | 44,354                     | 42,958                     | (1,396)                  | (3.15%)               |
| Senior - Cong Meals                     | 29,334                     | 25,768                     | (3,566)                  | (12.16%)              |
| Senior - Home Meals                     | 59,459                     | 57,794                     | (1,665)                  | (2.80%)               |
| Senior - Transportation                 | 27,215                     | 31,941                     | 4,726                    | 17.37%                |
| Senior - Choice Waiver                  | 7,838                      | 9,739                      | 1,901                    | 24.25%                |
| Dipnet - Public Safety                  | 72,400                     | 71,500                     | (900)                    | (1.24%)               |
| Dipnet - Streets                        | 2,600                      | 2,400                      | (200)                    | (7.69%)               |
| Dipnet - PR&B                           | 21,900                     | 23,400                     | 1,500                    | 6.85%                 |
| Dipnet - Dock                           | 4,200                      | 3,400                      | (800)                    | (19.05%)              |
| Congregate Housing                      | 41,200                     | 41,900                     | 700                      | 1.70%                 |
| <b>Total</b>                            | <b><u>\$ 1,800,700</u></b> | <b><u>\$ 1,797,100</u></b> | <b><u>\$ (3,600)</u></b> | <b><u>(0.20%)</u></b> |

This page intentionally left blank

# GENERAL FUND

The General Fund is established to account for the revenues and expenditures necessary to carry out basic governmental activities of the City such as police and fire protection, recreation, planning, legal services, administrative services, etc. Appropriations are made from the fund annually. The fund will continue to exist indefinitely.

Revenue, for this and other funds, is recorded by source, i.e., taxes, licenses, service charges, etc. Expenditures are recorded first by function, then by activity and object of the expenditure.

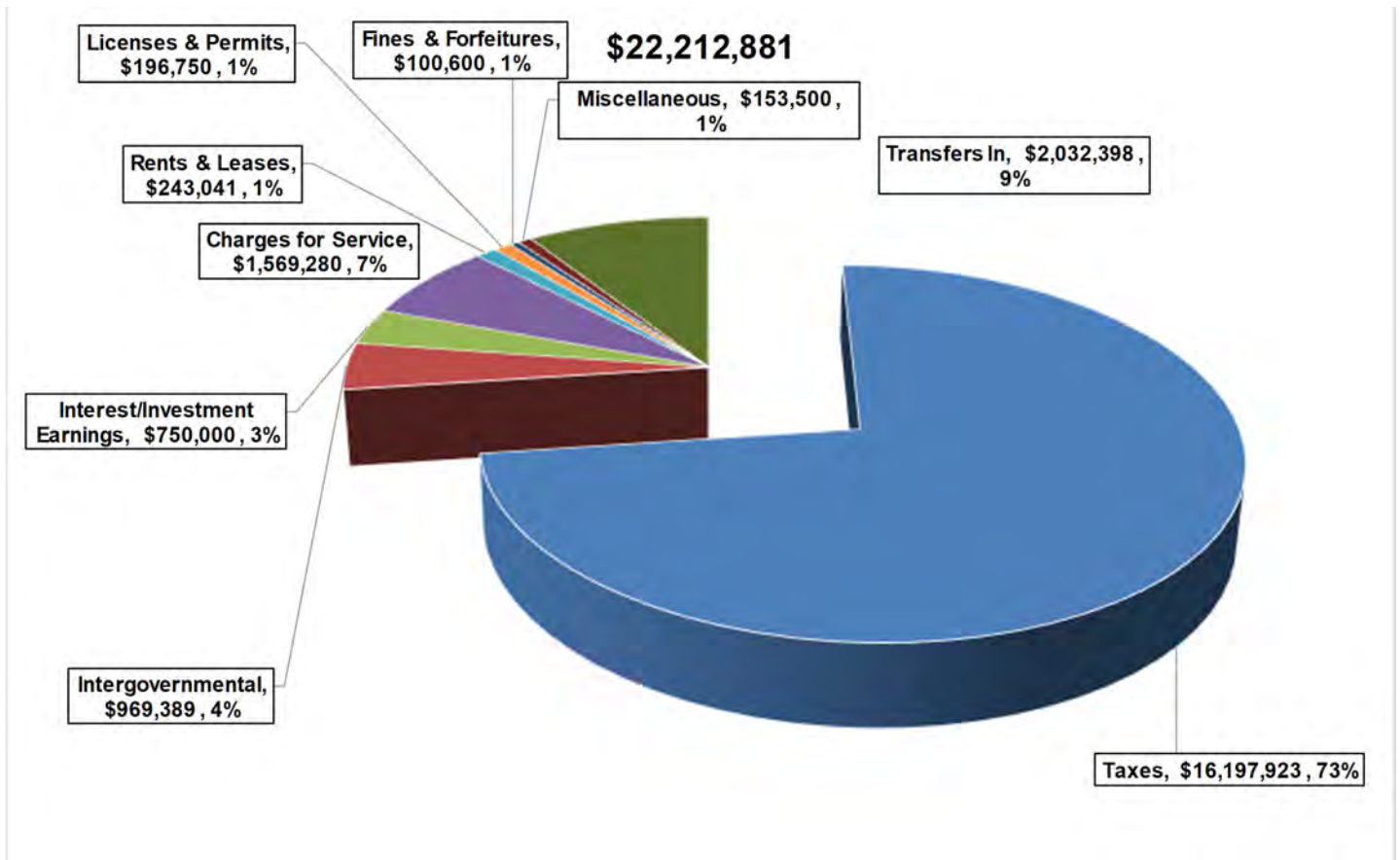
General Fund expenditures are made primarily for current day-to-day operating expenses and operating equipment. Capital expenditures for large-scale public improvements, such as buildings, water and sewer projects or streets, are accounted for elsewhere in the Capital Projects Funds or Enterprise Funds.



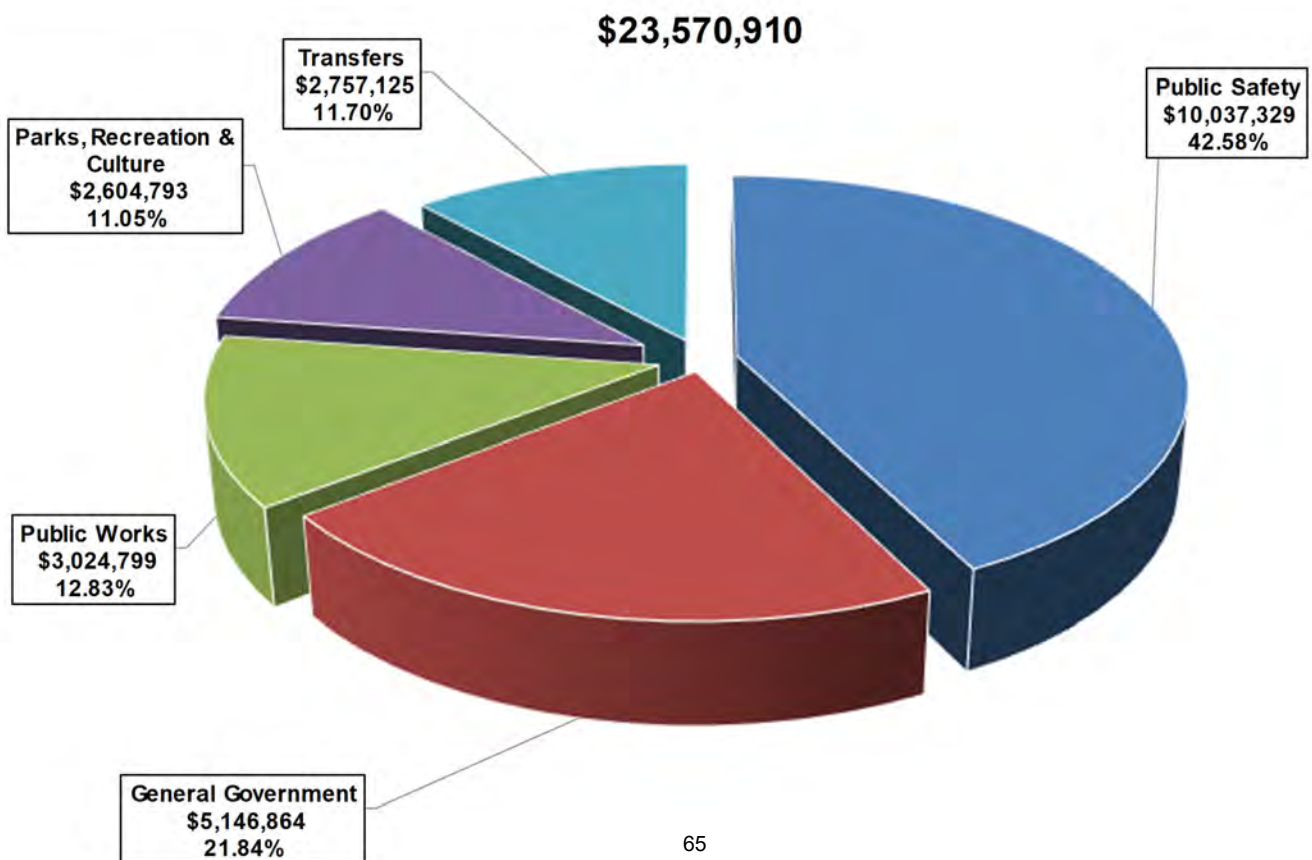
KENAI



## WHERE THE MONEY COMES FROM – TOTAL OPERATING REVENUE



## WHERE THE MONEY GO – TOTAL OPERATING EXPENDITURES



City of Kenai  
Fiscal Year 2027 Operating Budget

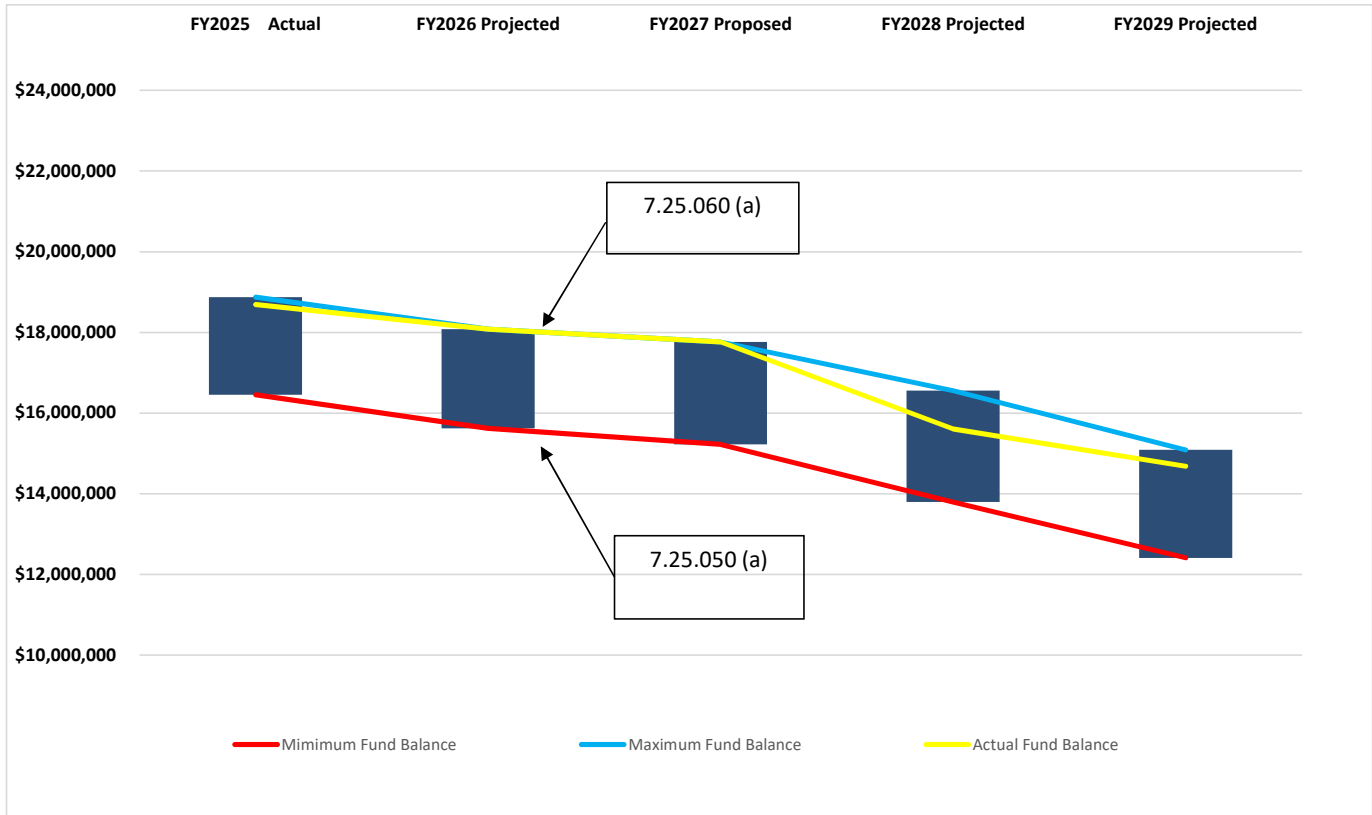
General Fund  
Budget Projection

|                                     | Actual<br>FY2025  | Original<br>Budget<br>FY2026 | Projection<br>FY2026 | Proposed<br>FY2027 | Projection<br>FY2028 | Projection<br>FY2029 | Projection<br>FY2030 |
|-------------------------------------|-------------------|------------------------------|----------------------|--------------------|----------------------|----------------------|----------------------|
| TAXABLE VALUES (000'S)              | \$ 1,025,750      | \$ 961,718                   | \$ 1,101,500         | \$ 1,145,328       | \$ 1,165,369         | \$ 1,185,954         | \$ 1,207,088         |
| MILL RATE                           | 4.35              | 4.35                         | 4.35                 | 4.35               | 4.35                 | 4.35                 | 4.35                 |
| <b>REVENUES</b>                     |                   |                              |                      |                    |                      |                      |                      |
| Property & Sales Taxes              |                   |                              |                      |                    |                      |                      |                      |
| Property Tax                        | 4,540,042         | 4,679,839                    | 4,813,807            | 5,000,533          | 5,117,968            | 5,205,722            | 5,295,816            |
| Sales Tax                           | 10,497,334        | 10,457,201                   | 10,772,226           | 11,197,390         | 11,421,338           | 11,649,765           | 11,882,760           |
| Total Property & Sales Taxes        | 15,037,376        | 15,137,040                   | 15,586,033           | 16,197,923         | 16,539,306           | 16,855,487           | 17,178,576           |
| Intergovernmental Revenue:          |                   |                              |                      |                    |                      |                      |                      |
| PERS Funding                        | 356,517           | 541,742                      | 541,742              | 721,490            | 743,135              | 765,429              | 788,392              |
| Community Assistance                | 166,905           | 139,899                      | 139,899              | 139,899            | 139,899              | 139,899              | 139,899              |
| Fish Tax                            | 568               | 17,500                       | 613                  | 700                | 721                  | 743                  | 765                  |
| Other                               | 168,268           | 48,500                       | 64,292               | 54,500             | 57,225               | 60,086               | 63,090               |
| Total State/Federal Revenue         | 692,258           | 747,641                      | 746,546              | 916,589            | 940,980              | 966,157              | 992,146              |
| Other Revenue                       |                   |                              |                      |                    |                      |                      |                      |
| Licenses and Permits                | 225,289           | 157,000                      | 190,841              | 192,250            | 196,095              | 200,017              | 204,017              |
| Ambulance Fees                      | 1,561,181         | 1,250,000                    | 1,007,429            | 1,250,000          | 1,275,000            | 1,300,500            | 1,326,510            |
| Interest                            | 1,017,824         | 750,000                      | 750,000              | 750,000            | 532,815              | 468,166              | 440,415              |
| Other                               | 914,150           | 774,130                      | 815,879              | 873,721            | 891,195              | 909,019              | 927,199              |
| Total Other Revenue                 | 3,718,444         | 2,931,130                    | 2,764,149            | 3,065,971          | 2,895,105            | 2,877,702            | 2,898,141            |
| <b>Total Revenues</b>               | <b>19,448,078</b> | <b>18,815,811</b>            | <b>19,096,728</b>    | <b>20,180,483</b>  | <b>20,375,391</b>    | <b>20,699,346</b>    | <b>21,068,863</b>    |
| Transfer From Other Funds           |                   |                              |                      |                    |                      |                      |                      |
| Charges to other funds              | 1,795,400         | 1,806,700                    | 1,795,400            | 1,739,000          | 1,791,170            | 1,844,905            | 1,900,252            |
| Capital Projects / Special Revenue  | 183,185           | 75,000                       | 124,837              | 75,000             | 75,000               | 75,000               | 75,000               |
| Enterprise                          | 38,800            | 41,200                       | 38,800               | 41,900             | 43,157               | 44,452               | 45,786               |
| Trust Fund                          | 153,684           | 159,368                      | 153,684              | 176,498            | 180,028              | 183,629              | 167,377              |
| Total Transfers                     | 2,171,069         | 2,082,268                    | 2,112,721            | 2,032,398          | 2,089,355            | 2,147,986            | 2,188,415            |
| <b>Total Revenues and Transfers</b> | <b>21,619,147</b> | <b>20,898,079</b>            | <b>21,209,449</b>    | <b>22,212,881</b>  | <b>22,464,746</b>    | <b>22,847,332</b>    | <b>23,257,278</b>    |
| <b>EXPENDITURES/APPROPRIATIONS</b>  |                   |                              |                      |                    |                      |                      |                      |
| General Government                  | 4,015,443         | 4,677,254                    | 4,866,668            | 5,146,864          | 5,301,270            | 5,460,308            | 5,624,117            |
| Public Safety                       | 9,199,970         | 9,793,110                    | 9,797,857            | 10,037,329         | 10,338,449           | 10,648,602           | 10,968,060           |
| Public Works                        | 2,581,506         | 3,014,672                    | 3,112,664            | 3,024,799          | 3,115,543            | 3,209,009            | 3,305,279            |
| Parks, Recreation & Cultural        | 2,467,387         | 2,598,930                    | 2,651,665            | 2,604,793          | 2,682,937            | 2,763,425            | 2,846,328            |
| <b>Total Operating Expenditures</b> | <b>18,264,306</b> | <b>20,083,966</b>            | <b>20,428,854</b>    | <b>20,813,785</b>  | <b>21,438,199</b>    | <b>22,081,344</b>    | <b>22,743,784</b>    |
| Transfers or Non-Operating          | 1,140,730         | 2,412,022                    | 2,413,134            | 2,757,125          | 4,253,439            | 2,795,092            | 1,832,095            |
| Total Expenditures/Appropriations   | 19,405,036        | 22,495,988                   | 22,841,988           | 23,570,910         | 25,691,638           | 24,876,436           | 24,575,879           |
| Total Surplus (Deficit)             | 2,214,111         | (1,597,909)                  | (1,632,539)          | (1,358,029)        | (3,226,892)          | (2,029,104)          | (1,318,601)          |
| Projected Lapse - 5%                | -                 | 1,004,198                    | 1,021,443            | 1,040,689          | 1,071,910            | 1,104,067            | 1,137,189            |
| Adjusted Surplus (Deficit)          | 2,214,111         | (593,711)                    | (611,096)            | (317,340)          | (2,154,982)          | (925,037)            | (181,412)            |
| Beginning Fund Balance              | 16,474,836        | 16,791,181                   | 18,688,947           | 18,077,851         | 17,760,511           | 15,605,529           | 14,680,492           |
| Ending Fund Balance                 | 18,688,947        | 16,197,470                   | 18,077,851           | 17,760,511         | 15,605,529           | 14,680,492           | 14,499,080           |
| Restricted                          | (908,059)         | (907,433)                    | (953,462)            | (1,001,135)        | (1,051,192)          | (1,103,752)          | (1,158,940)          |
| Committed                           | (14,439,569)      | (11,759,003)                 | (13,541,495)         | (13,075,552)       | (11,571,651)         | (10,110,669)         | (9,477,932)          |
| Assigned                            | (3,341,319)       | (3,531,034)                  | (3,582,894)          | (3,683,824)        | (2,982,686)          | (3,466,071)          | (3,862,208)          |
| Unassigned Fund Balance             | \$ -              | \$ -                         | \$ -                 | \$ -               | \$ -                 | \$ -                 | \$ -                 |

**City of Kenai  
Fiscal Year 2027 Operating Budget**

**General Fund Fund Balance Policy Compliance**

|   | <b>FY2025<br/>Actual</b> | <b>FY2026<br/>Projected</b> | <b>FY2027<br/>Proposed</b> | <b>FY2028<br/>Projected</b> | <b>FY2029<br/>Projected</b> |
|---|--------------------------|-----------------------------|----------------------------|-----------------------------|-----------------------------|
| Ending Fund Balance 6/30/24                   | \$ 18,688,947            | \$ 18,077,851               | \$ 17,760,511              | \$ 15,605,529               | \$ 14,680,492               |
| Nonspendable                                  | \$ -                     | \$ -                        | \$ -                       | \$ -                        | \$ -                        |
| Restricted -                                  |                          |                             |                            |                             |                             |
| Athletics - Daubenspeck Donation              | \$ (908,059)             | \$ (953,462)                | \$ (1,001,135)             | \$ (1,051,192)              | \$ (1,103,752)              |
| Committed:                                    |                          |                             |                            |                             |                             |
| Outstanding Encumbrances                      | \$ (121,058)             | \$ (50,000)                 | \$ (50,000)                | \$ (50,000)                 | \$ (50,000)                 |
| Subsequent Year Expenditures                  | (2,413,615)              | (1,632,539)                 | (1,358,029)                | (3,226,892)                 | (2,029,104)                 |
| Health Insurance Reserve                      | -                        | -                           | -                          | -                           | -                           |
| Capital Improvement Plan Reserve              | (5,247,625)              | (4,484,230)                 | (4,057,458)                | -                           | -                           |
| Budgetary Stabilization Reserve               | 3.8743 (6,657,271)       | (7,374,726)                 | (7,610,065)                | (8,294,759)                 | (8,031,565)                 |
| Total Committed                               | \$ (14,439,569)          | \$ (13,541,495)             | \$ (13,075,552)            | \$ (11,571,651)             | \$ (10,110,669)             |
| Assigned -                                    |                          |                             |                            |                             |                             |
| Accrued Compensated Absences                  | \$ (1,103,409)           | \$ (1,125,477)              | \$ (1,147,987)             | \$ (1,170,947)              | \$ (1,194,366)              |
| Operational and Capital Contingencies Reserve | 1.291 (2,237,910)        | (2,457,417)                 | (2,535,837)                | (1,811,739)                 | (2,271,705)                 |
| Total Assigned                                | \$ (3,341,319)           | \$ (3,582,894)              | \$ (3,683,824)             | \$ (2,982,686)              | \$ (3,466,071)              |
| Unassigned                                    | \$ -                     | \$ -                        | \$ -                       | \$ -                        | \$ -                        |



**City of Kenai  
Fiscal Year 2027 Operating Budget**

**Property Tax Breakdown**

# What will your property tax \$'s pay for in FY2027?

|   |              |           |                   |
|---|--------------|-----------|-------------------|
| <b>Home Assessed Value</b>                                      |              | <b>\$</b> | <b>350,000.00</b> |
| City of Kenai Property Tax                                      | (4.35 Mills) | \$        | 1,522.50          |
| KPB Property Taxes (After \$75,000 primary residence exemption) | (4.30 Mills) |           | 1,182.50          |
| Total Tax Liability   |              | \$        | 2,705.00          |

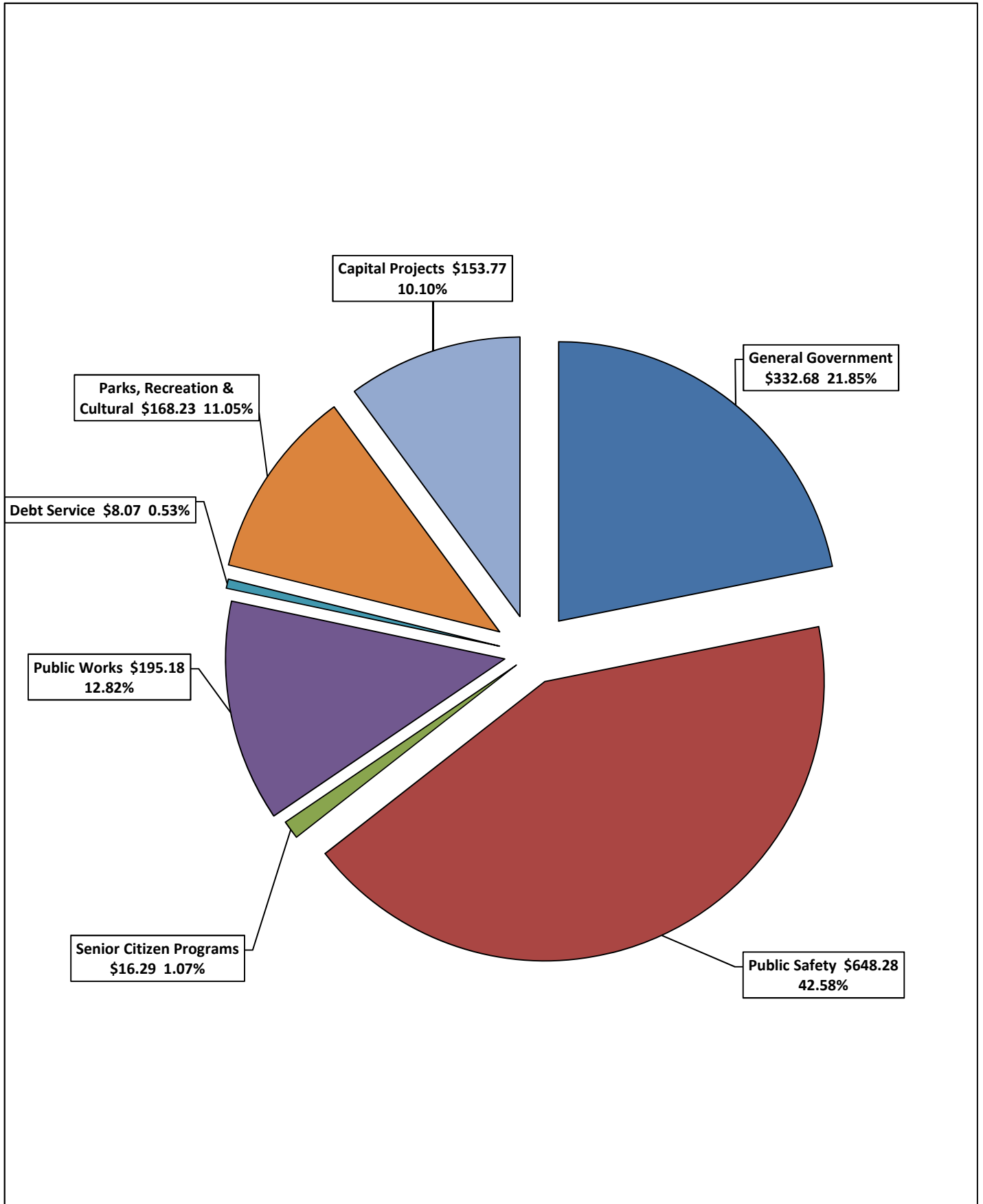
**How is your City of Kenai Property Taxes Spent?** **\$ 1,522.50**

Department:

|                                    |                      |                |                    |
|------------------------------------|----------------------|----------------|--------------------|
| General Government                 |                      |                |                    |
| City Council                       | \$ 198,619           | 0.84%          | \$ 12.79           |
| City Administration                | 4,087,294            | 17.34%         | 264.17             |
| Lands Administration               | 260,620              | 1.11%          | 16.90              |
| Planning and Zoning                | 214,775              | 0.91%          | 13.85              |
| City Clerk                         | 385,556              | 1.64%          | 24.97              |
| Total General Government           | 5,146,864            | 21.84%         | \$ 332.68          |
| Public Safety                      |                      |                |                    |
| Police                             | 4,068,235            | 17.26%         | \$ 262.78          |
| Fire                               | 4,465,210            | 18.94%         | 288.36             |
| Communications                     | 1,010,253            | 4.29%          | 65.32              |
| Animal Control                     | 493,631              | 2.09%          | 31.82              |
| Total Public Safety                | 10,037,329           | 42.58%         | \$ 648.28          |
| Public Works                       |                      |                |                    |
| Public Works Administration        | 238,929              | 1.01%          | 15.38              |
| Streets                            | 1,332,328            | 5.65%          | 86.02              |
| Maintenance Shop                   | 754,472              | 3.20%          | 48.72              |
| Buildings                          | 453,616              | 1.92%          | 29.23              |
| Street Lighting                    | 245,454              | 1.04%          | 15.83              |
| Total Public Works                 | 3,024,799            | 12.82%         | \$ 195.18          |
| Parks, Recreation & Cultural       |                      |                |                    |
| Parks, Recreation & Beautification | 1,335,254            | 5.66%          | \$ 86.17           |
| Library                            | 1,006,403            | 4.27%          | 65.01              |
| Visitor Center                     | 201,552              | 0.86%          | 13.09              |
| City Dock                          | 61,584               | 0.26%          | 3.96               |
| Total Parks, Recreation & Cultural | 2,604,793            | 11.05%         | \$ 168.23          |
| Senior Citizen Programs            | 251,750              | 1.07%          | \$ 16.29           |
| Debt Service                       | 125,375              | 0.53%          | \$ 8.07            |
| Capital Projects                   | 2,380,000            | 10.10%         | \$ 153.77          |
| <b>Total City of Kenai</b>         | <b>\$ 23,570,910</b> | <b>100.00%</b> | <b>\$ 1,522.50</b> |

City of Kenai  
Fiscal Year 2027 Operating Budget

Property Tax Breakdown Graph



**City of Kenai  
Fiscal Year 2027 Operating Budget**

**General Fund Expenditure Recap**

|  | Personal Services            |                              |                          | Maintenance and Operations   |                              |                          |
|--|------------------------------|------------------------------|--------------------------|------------------------------|------------------------------|--------------------------|
|  | FY2026<br>Original<br>Budget | FY2027<br>Proposed<br>Budget | Difference               | FY2026<br>Original<br>Budget | FY2027<br>Proposed<br>Budget | Difference               |
| <b><u>General Government</u></b>         |                              |                              |                          |                              |                              |                          |
| City Clerk                               | \$ 320,174                   | \$ 307,656                   | \$ (12,518)              | \$ 69,540                    | \$ 77,900                    | \$ 8,360                 |
| Legislative                              | 52,829                       | 51,809                       | (1,020)                  | 129,785                      | 146,810                      | 17,025                   |
| Legal                                    | 430,726                      | 429,195                      | (1,531)                  | 35,875                       | 35,780                       | (95)                     |
| City Manager                             | 456,156                      | 457,301                      | 1,145                    | 87,560                       | 123,850                      | 36,290                   |
| Human Resources                          | 177,386                      | 178,202                      | 816                      | 27,950                       | 28,389                       | 439                      |
| Finance                                  | 791,058                      | 939,347                      | 148,289                  | 213,369                      | 245,830                      | 32,461                   |
| Land Administration                      | 64,034                       | 88,070                       | 24,036                   | 46,200                       | 172,550                      | 126,350                  |
| Non-Departmental                         | 557,015                      | 761,657                      | 204,642                  | 941,454                      | 884,093                      | (57,361)                 |
| Planning and Zoning                      | 217,453                      | 182,000                      | (35,453)                 | 32,040                       | 32,775                       | 735                      |
| Safety                                   | -                            | -                            | -                        | 3,650                        | 3,650                        | -                        |
| Total General Government                 | <u>3,066,831</u>             | <u>3,395,237</u>             | <u>328,406</u>           | <u>1,587,423</u>             | <u>1,751,627</u>             | <u>164,204</u>           |
| <b><u>Public Safety</u></b>              |                              |                              |                          |                              |                              |                          |
| Police                                   | 3,528,522                    | 3,630,384                    | 101,862                  | 428,443                      | 437,851                      | 9,408                    |
| Fire                                     | 3,633,258                    | 3,792,975                    | 159,717                  | 668,527                      | 631,235                      | (37,292)                 |
| Communications                           | 954,986                      | 925,648                      | (29,338)                 | 86,740                       | 84,605                       | (2,135)                  |
| Animal Control                           | 331,752                      | 323,615                      | (8,137)                  | 160,882                      | 170,016                      | 9,134                    |
| Total Public Safety                      | <u>8,448,518</u>             | <u>8,672,622</u>             | <u>224,104</u>           | <u>1,344,592</u>             | <u>1,323,707</u>             | <u>(20,885)</u>          |
| <b><u>Public Works</u></b>               |                              |                              |                          |                              |                              |                          |
| Public Works Administration              | 216,105                      | 219,059                      | 2,954                    | 21,075                       | 19,870                       | (1,205)                  |
| Shop                                     | 448,690                      | 451,293                      | 2,603                    | 299,138                      | 303,179                      | 4,041                    |
| Streets                                  | 687,039                      | 681,896                      | (5,143)                  | 607,918                      | 650,432                      | 42,514                   |
| Buildings                                | 335,223                      | 318,767                      | (16,456)                 | 164,044                      | 134,849                      | (29,195)                 |
| Street Lighting                          | -                            | -                            | -                        | 235,440                      | 245,454                      | 10,014                   |
| Total Public Works                       | <u>1,687,057</u>             | <u>1,671,015</u>             | <u>(16,042)</u>          | <u>1,327,615</u>             | <u>1,353,784</u>             | <u>26,169</u>            |
| <b><u>Library</u></b>                    |                              |                              |                          |                              |                              |                          |
|  | <u>820,038</u>               | <u>787,725</u>               | <u>(32,313)</u>          | <u>212,494</u>               | <u>218,678</u>               | <u>6,184</u>             |
| <b><u>Parks and Recreation</u></b>       |                              |                              |                          |                              |                              |                          |
| Boating Facility                         | 28,194                       | 32,546                       | 4,352                    | 26,385                       | 29,038                       | 2,653                    |
| Visitor Center                           | -                            | -                            | -                        | 201,024                      | 201,552                      | 528                      |
| Parks, Recreation & Beautification       | 824,763                      | 823,473                      | (1,290)                  | 486,032                      | 496,781                      | 10,749                   |
| Total Parks and Recreation               | <u>852,957</u>               | <u>856,019</u>               | <u>3,062</u>             | <u>713,441</u>               | <u>727,371</u>               | <u>13,930</u>            |
| <b><u>Non-Departmental Transfers</u></b> |                              |                              |                          |                              |                              |                          |
|  | <u>-</u>                     | <u>-</u>                     | <u>-</u>                 | <u>-</u>                     | <u>-</u>                     | <u>-</u>                 |
| <b>Total General Fund</b>                | <b><u>\$ 14,875,401</u></b>  | <b><u>\$ 15,382,618</u></b>  | <b><u>\$ 507,217</u></b> | <b><u>\$ 5,185,565</u></b>   | <b><u>\$ 5,375,167</u></b>   | <b><u>\$ 189,602</u></b> |

**City of Kenai  
Fiscal Year 2027 Operating Budget**

**General Fund Expenditure Recap**

| <b>Capital Outlay &amp; Transfers</b> |                                       |                   | <b>Total Budget</b>                   |                                       |                     |                                    |
|---------------------------------------|---------------------------------------|-------------------|---------------------------------------|---------------------------------------|---------------------|------------------------------------|
| <b>FY2026<br/>Original<br/>Budget</b> | <b>FY2027<br/>Proposed<br/>Budget</b> | <b>Difference</b> | <b>FY2026<br/>Original<br/>Budget</b> | <b>FY2027<br/>Proposed<br/>Budget</b> | <b>Difference</b>   |                                    |
|                                       |                                       |                   |                                       |                                       |                     | <u>General Government</u>          |
| \$ -                                  | \$ -                                  | \$ -              | \$ 389,714                            | \$ 385,556                            | \$ (4,158)          | City Clerk                         |
| -                                     | -                                     | -                 | 182,614                               | 198,619                               | 16,005              | Legislative                        |
| -                                     | -                                     | -                 | 466,601                               | 464,975                               | (1,626)             | Legal                              |
| -                                     | -                                     | -                 | 543,716                               | 581,151                               | 37,435              | City Manager                       |
| -                                     | -                                     | -                 | 205,336                               | 206,591                               | 1,255               | Human Resources                    |
| -                                     | -                                     | -                 | 1,004,427                             | 1,185,177                             | 180,750             | Finance                            |
| -                                     | -                                     | -                 | 110,234                               | 260,620                               | 150,386             | Land Administration                |
| 23,000                                | -                                     | (23,000)          | 1,521,469                             | 1,645,750                             | 124,281             | Non-Departmental                   |
| -                                     | -                                     | -                 | 249,493                               | 214,775                               | (34,718)            | Planning and Zoning                |
| -                                     | -                                     | -                 | 3,650                                 | 3,650                                 | -                   | Safety                             |
| <u>23,000</u>                         | <u>-</u>                              | <u>(23,000)</u>   | <u>4,677,254</u>                      | <u>5,146,864</u>                      | <u>469,610</u>      | Total General Government           |
|                                       |                                       |                   |                                       |                                       |                     | <u>Public Safety</u>               |
| -                                     | -                                     | -                 | 3,956,965                             | 4,068,235                             | 111,270             | Police                             |
| -                                     | 41,000                                | 41,000            | 4,301,785                             | 4,465,210                             | 163,425             | Fire                               |
| -                                     | -                                     | -                 | 1,041,726                             | 1,010,253                             | (31,473)            | Communications                     |
| -                                     | -                                     | -                 | 492,634                               | 493,631                               | 997                 | Animal Control                     |
| <u>-</u>                              | <u>41,000</u>                         | <u>41,000</u>     | <u>9,793,110</u>                      | <u>10,037,329</u>                     | <u>244,219</u>      | Total Public Safety                |
|                                       |                                       |                   |                                       |                                       |                     | <u>Public Works</u>                |
| -                                     | -                                     | -                 | 237,180                               | 238,929                               | 1,749               | Public Works Administration        |
| -                                     | -                                     | -                 | 747,828                               | 754,472                               | 6,644               | Shop                               |
| -                                     | -                                     | -                 | 1,294,957                             | 1,332,328                             | 37,371              | Streets                            |
| -                                     | -                                     | -                 | 499,267                               | 453,616                               | (45,651)            | Buildings                          |
| -                                     | -                                     | -                 | 235,440                               | 245,454                               | 10,014              | Street Lighting                    |
| <u>-</u>                              | <u>-</u>                              | <u>-</u>          | <u>3,014,672</u>                      | <u>3,024,799</u>                      | <u>10,127</u>       | Total Public Works                 |
| <u>-</u>                              | <u>-</u>                              | <u>-</u>          | <u>1,032,532</u>                      | <u>1,006,403</u>                      | <u>(26,129)</u>     | Library                            |
|                                       |                                       |                   |                                       |                                       |                     | <u>Parks and Recreation</u>        |
| -                                     | -                                     | -                 | 54,579                                | 61,584                                | 7,005               | Boating Facility                   |
| -                                     | -                                     | -                 | 201,024                               | 201,552                               | 528                 | Visitor Center                     |
| -                                     | 15,000                                | 15,000            | 1,310,795                             | 1,335,254                             | 24,459              | Parks, Recreation & Beautification |
| <u>-</u>                              | <u>15,000</u>                         | <u>15,000</u>     | <u>1,566,398</u>                      | <u>1,598,390</u>                      | <u>31,992</u>       | Total Parks and Recreation         |
| <u>2,412,022</u>                      | <u>2,757,125</u>                      | <u>345,103</u>    | <u>2,412,022</u>                      | <u>2,757,125</u>                      | <u>345,103</u>      | Non-Departmental Transfers         |
| <u>\$ 2,435,022</u>                   | <u>\$ 2,813,125</u>                   | <u>\$ 378,103</u> | <u>\$ 22,495,988</u>                  | <u>\$ 23,570,910</u>                  | <u>\$ 1,074,922</u> | Total General Fund                 |

**City of Kenai  
Fiscal Year 2027 Operating Budget**

**General Fund  
Expenditure Summary**

|  | FY2025<br><u>Actual</u>     | Original<br>Budget<br>FY2026 | Amended<br>Budget           | Proposed<br>FY2027          | Increase<br>(Decrease)<br>FY26 Original | %<br>Change         |
|--|-----------------------------|------------------------------|-----------------------------|-----------------------------|---|---------------------|
| <u>General Government</u>              |                             |                              |                             |                             |   |                     |
| 01 City Clerk                          | \$ 349,137                  | \$ 389,714                   | \$ 417,214                  | \$ 385,556                  | \$ (4,158)                              | (1.07%)             |
| 11 Legislative                         | 180,960                     | 182,614                      | 192,994                     | 198,619                     | 16,005                                  | 8.76%               |
| 12 Legal                               | 421,975                     | 466,601                      | 466,601                     | 464,975                     | (1,626)                                 | (0.35%)             |
| 13 City Manager                        | 489,431                     | 543,716                      | 539,816                     | 581,151                     | 37,435                                  | 6.89%               |
| 14 Human Resources                     | 196,666                     | 205,336                      | 205,336                     | 206,591                     | 1,255                                   | 0.61%               |
| 15 Finance                             | 983,390                     | 1,004,427                    | 1,004,759                   | 1,185,177                   | 180,750                                 | 18.00%              |
| 16 Land Administration                 | 67,396                      | 110,234                      | 242,102                     | 260,620                     | 150,386                                 | 136.42%             |
| 18 Non-Departmental                    | 994,646                     | 1,521,469                    | 1,541,161                   | 1,645,750                   | 124,281                                 | 8.17%               |
| 19 Planning and Zoning                 | 329,041                     | 249,493                      | 253,035                     | 214,775                     | (34,718)                                | (13.92%)            |
| 20 Safety                              | 2,801                       | 3,650                        | 3,650                       | 3,650                       | -                                       | -                   |
| Total General Government               | <u>\$ 4,015,443</u>         | <u>\$ 4,677,254</u>          | <u>\$ 4,866,668</u>         | <u>\$ 5,146,864</u>         | <u>469,610</u>                          | <u>10.04%</u>       |
| <u>Public Safety</u>                   |                             |                              |                             |                             |   |                     |
| 21 Police                              | 3,756,260                   | 3,956,965                    | 3,959,982                   | 4,068,235                   | 111,270                                 | 2.81%               |
| 22 Fire                                | 3,965,307                   | 4,301,785                    | 4,301,865                   | 4,465,210                   | 163,425                                 | 3.80%               |
| 23 Communications                      | 1,014,425                   | 1,041,726                    | 1,043,376                   | 1,010,253                   | (31,473)                                | (3.02%)             |
| 29 Animal Control                      | 463,978                     | 492,634                      | 492,634                     | 493,631                     | 997                                     | 0.20%               |
| Total Public Safety                    | <u>9,199,970</u>            | <u>9,793,110</u>             | <u>9,797,857</u>            | <u>10,037,329</u>           | <u>244,219</u>                          | <u>2.49%</u>        |
| <u>Public Works</u>                    |                             |                              |                             |                             |   |                     |
| 31 Public Works Administration         | 250,863                     | 237,180                      | 236,781                     | 238,929                     | 1,749                                   | 0.74%               |
| 32 Shop                                | 694,584                     | 747,828                      | 747,828                     | 754,472                     | 6,644                                   | 0.89%               |
| 33 Streets                             | 1,025,466                   | 1,294,957                    | 1,317,949                   | 1,332,328                   | 37,371                                  | 2.89%               |
| 34 Buildings                           | 412,126                     | 499,267                      | 574,666                     | 453,616                     | (45,651)                                | (9.14%)             |
| 35 Street Lighting                     | 198,467                     | 235,440                      | 235,440                     | 245,454                     | 10,014                                  | 4.25%               |
| Total Public Works                     | <u>2,581,506</u>            | <u>3,014,672</u>             | <u>3,112,664</u>            | <u>3,024,799</u>            | <u>10,127</u>                           | <u>0.34%</u>        |
| <u>Parks, Recreation &amp; Culture</u> |                             |                              |                             |                             |   |                     |
| 40 Library                             | 969,625                     | 1,032,532                    | 1,056,533                   | 1,006,403                   | (26,129)                                | (2.53%)             |
| 60 Boating Facility                    | 39,380                      | 54,579                       | 54,579                      | 61,584                      | 7,005                                   | 12.83%              |
| 03 Visitor Center                      | 204,619                     | 201,024                      | 201,732                     | 201,552                     | 528                                     | 0.26%               |
| 45 Parks, Recreation & Beautification  | 1,253,763                   | 1,310,795                    | 1,338,821                   | 1,335,254                   | 24,459                                  | 1.87%               |
| Total Parks, Recreation & Culture      | <u>2,467,387</u>            | <u>2,598,930</u>             | <u>2,651,665</u>            | <u>2,604,793</u>            | <u>5,863</u>                            | <u>0.23%</u>        |
| <u>Total Operating Expenditures</u>    | <u>18,264,306</u>           | <u>20,083,966</u>            | <u>20,428,854</u>           | <u>20,813,785</u>           | <u>729,819</u>                          | <u>3.63%</u>        |
| <u>Transfers to other funds</u>        |                             |                              |                             |                             |   |                     |
| Senior Citizen Fund                    | 217,467                     | 286,397                      | 253,999                     | 251,750                     | (34,647)                                | (12.10%)            |
| Debt Service                           | 130,625                     | 130,625                      | 140,097                     | 125,375                     | (5,250)                                 | (4.02%)             |
| Other non-operating                    | 792,638                     | 1,995,000                    | 2,019,038                   | 2,380,000                   | 385,000                                 | 19.30%              |
| Total Transfers to other funds         | <u>1,140,730</u>            | <u>2,412,022</u>             | <u>2,413,134</u>            | <u>2,757,125</u>            | <u>345,103</u>                          | <u>14.31%</u>       |
| <b>Total General Fund</b>              | <b><u>\$ 19,405,036</u></b> | <b><u>\$ 22,495,988</u></b>  | <b><u>\$ 22,841,988</u></b> | <b><u>\$ 23,570,910</u></b> | <b><u>\$ 1,074,922</u></b>              | <b><u>4.78%</u></b> |

City of Kenai  
Fiscal Year 2027 Operating Budget

General Fund Summary by Line Item

| Account Number                        | Expense Description                       | FY2025 Actual        | Five year Historical Average | Original Budget FY2026 | Amended Budget       | Proposed FY2027      | Increase (Decrease) FY2026 Original | % Change      |
|---------------------------------------|---|----------------------|------------------------------|------------------------|----------------------|----------------------|-------------------------------------|---------------|
| <b>Salaries and Benefits</b>          |   |                      |                              |                        |                      |                      |                                     |               |
| 0100                                  | Salaries                                  | \$ 7,992,189         | \$ 6,976,876                 | \$ 8,545,299           | \$ 8,541,399         | \$ 9,102,028         | \$ 556,729                          | 6.52%         |
| 0200                                  | Overtime                                  | 634,689              | 471,475                      | 329,953                | 329,953              | 420,469              | 90,516                              | 27.43%        |
| 0250                                  | Holiday Pay                               | 199,719              | 159,064                      | 229,965                | 229,965              | 258,168              | 28,203                              | 12.26%        |
| 0300                                  | Leave                                     | 239,844              | 148,879                      | 284,414                | 284,414              | 305,133              | 20,719                              | 7.28%         |
| 0400                                  | Medicare                                  | 128,991              | 109,245                      | 136,150                | 135,751              | 146,243              | 10,093                              | 7.41%         |
| 0450                                  | Social Security                           | 26,341               | 20,419                       | 20,571                 | 20,571               | 28,634               | 8,063                               | 39.20%        |
| 0500                                  | PERS                                      | 2,189,008            | 1,986,032                    | 2,424,574              | 2,424,574            | 2,781,823            | 357,249                             | 14.73%        |
| 0600                                  | Unemployment Insurance                    | -                    | 3,403                        | 46,706                 | 46,706               | 50,193               | 3,487                               | 7.47%         |
| 0700                                  | Workers Compensation                      | 181,008              | 139,639                      | 218,761                | 218,761              | 254,825              | 36,064                              | 16.49%        |
| 0800                                  | Health & Life Insurance                   | 2,309,649            | 2,159,105                    | 2,362,036              | 2,362,036            | 1,749,510            | (612,526)                           | (25.93%)      |
| 0900                                  | Supplemental Retirement                   | 271,751              | 174,135                      | 276,972                | 276,972              | 285,592              | 8,620                               | 3.11%         |
|                                       | <b>Total Salaries &amp; Benefits</b>      | <b>\$ 14,173,189</b> | <b>\$ 12,348,272</b>         | <b>\$ 14,875,401</b>   | <b>\$ 14,871,102</b> | <b>\$ 15,382,618</b> | <b>\$ 507,217</b>                   | <b>3.41%</b>  |
| <b>Maintenance and Operations</b>     |   |                      |                              |                        |                      |                      |                                     |               |
| 2021                                  | Office Supplies                           | 8,184                | 10,135                       | 15,090                 | 15,090               | 15,540               | 450                                 | 2.98%         |
| 2022                                  | Operating & Repair Supplies               | 541,980              | 549,685                      | 726,826                | 699,279              | 716,015              | (10,811)                            | (1.49%)       |
| 2023                                  | Repair & Maintenance Supplies             | 26,276               | 8,659                        | 3,850                  | 6,976                | 4,100                | 250                                 | 6.49%         |
| 2024                                  | Small Tools/Minor Equipment               | 186,049              | 168,407                      | 127,535                | 177,083              | 138,885              | 11,350                              | 8.90%         |
| 2026                                  | Computer Software                         | 191,493              | 145,198                      | 298,476                | 337,935              | 261,504              | (36,972)                            | (12.39%)      |
| 4531                                  | Professional Services                     | 561,052              | 446,897                      | 745,086                | 827,818              | 795,001              | 49,915                              | 6.70%         |
| 4532                                  | Communications                            | 59,222               | 61,158                       | 106,808                | 107,208              | 88,946               | (17,862)                            | (16.72%)      |
| 4533                                  | Travel & Transportation                   | 131,747              | 109,357                      | 209,010                | 207,348              | 220,160              | 11,150                              | 5.33%         |
| 4534                                  | Advertising                               | 23,663               | 18,417                       | 35,950                 | 40,311               | 38,200               | 2,250                               | 6.26%         |
| 4535                                  | Printing & Binding                        | 20,428               | 20,887                       | 37,033                 | 42,033               | 43,380               | 6,347                               | 17.14%        |
| 4536                                  | Insurance                                 | 381,636              | 342,027                      | 473,567                | 489,567              | 520,693              | 47,126                              | 9.95%         |
| 4537                                  | Utilities                                 | 699,576              | 738,122                      | 795,936                | 849,616              | 884,511              | 88,575                              | 11.13%        |
| 4538                                  | Repair & Maintenance                      | 222,788              | 180,397                      | 332,823                | 351,923              | 388,953              | 56,130                              | 16.86%        |
| 4539                                  | Rentals                                   | 157,888              | 149,437                      | 224,026                | 224,126              | 196,428              | (27,598)                            | (12.32%)      |
| 4540                                  | Equip. Fund Pmts.                         | 600,308              | 516,064                      | 713,334                | 713,334              | 714,997              | 1,663                               | 0.23%         |
| 4541                                  | Postage                                   | 18,632               | 15,854                       | 23,300                 | 21,900               | 21,150               | (2,150)                             | (9.23%)       |
| 4666                                  | Books                                     | 80,481               | 75,847                       | 75,435                 | 83,045               | 76,750               | 1,315                               | 1.74%         |
| 4667                                  | Dues & Publications                       | 26,140               | 27,176                       | 38,080                 | 38,480               | 39,004               | 924                                 | 2.43%         |
| 4999                                  | General Contingency                       | -                    | -                            | 90,000                 | 87,792               | 90,000               | -                                   | -             |
| 5041                                  | Miscellaneous                             | 51,810               | 46,319                       | 62,300                 | 66,408               | 69,850               | 7,550                               | 12.12%        |
| 5045                                  | Depreciation                              | -                    | -                            | -                      | -                    | -                    | -                                   | -             |
| 5047                                  | Grants to Agencies                        | 46,580               | 192,114                      | 51,100                 | 71,480               | 51,100               | -                                   | -             |
|                                       | <b>Total Maint. and Operations</b>        | <b>\$ 4,035,933</b>  | <b>\$ 3,822,157</b>          | <b>\$ 5,185,565</b>    | <b>\$ 5,458,752</b>  | <b>\$ 5,375,167</b>  | <b>\$ 189,602</b>                   | <b>3.66%</b>  |
| <b>Capital Outlay &amp; Transfers</b> |   |                      |                              |                        |                      |                      |                                     |               |
| 8061                                  | Land                                      | -                    | 2,425                        | -                      | -                    | -                    | -                                   | -             |
| 8062                                  | Buildings                                 | -                    | 4,109                        | -                      | -                    | -                    | -                                   | -             |
| 8063                                  | Improvements                              | -                    | 2,139                        | -                      | -                    | -                    | -                                   | -             |
| 8064                                  | Machinery & Equipment                     | 55,184               | 108,943                      | 23,000                 | 99,000               | 56,000               | 33,000                              | 143.48%       |
| 9090                                  | Transfers                                 | 1,140,730            | 1,943,032                    | 2,412,022              | 2,413,134            | 2,757,125            | 345,103                             | 14.31%        |
|                                       | <b>Total Capital Outlay and Transfers</b> | <b>\$ 1,195,914</b>  | <b>\$ 2,060,648</b>          | <b>\$ 2,435,022</b>    | <b>\$ 2,512,134</b>  | <b>\$ 2,813,125</b>  | <b>\$ 378,103</b>                   | <b>15.53%</b> |
|                                       | <b>Department Total:</b>                  | <b>\$ 19,405,036</b> | <b>\$ 18,231,077</b>         | <b>\$ 22,495,988</b>   | <b>\$ 22,841,988</b> | <b>\$ 23,570,910</b> | <b>\$ 1,074,922</b>                 | <b>4.78%</b>  |

**City of Kenai  
Fiscal Year 2027 Operating Budget**

**Fund 001 – General Fund  
Department 401 – City Clerk**

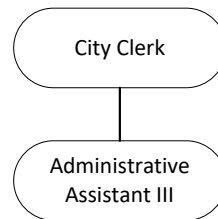
**Mission**

The Clerk’s Office strives to promote transparency by preserving the city's official records, assisting the public in accessing public documents, supporting the needs and requirements of the City Council, administering City Elections, and providing these and other services in an ethical, fair, impartial, and proficient manner.

**Functions & Responsibilities**

The City Clerk serves as the clerical officer to the City Council and is the custodian of City records and the seal of the City. The Office of the City Clerk manages the Kenai Municipal Code and prepares minutes, legislation, and meeting agendas and packets for the City Council and most City commissions and committees. The Office of the City Clerk also administers City elections, certain permitting and licensing programs, the Leif Hansen Memorial Park, and the Kenai Municipal Cemetery.

**Organizational Chart**



**Staffing**

| Position Title               | FY23 Actual |       | FY24 Actual |       | FY25 Actual |       | FY26 Actual |       | Proposed FY27 |       | Projected FY28 |       |
|------------------------------|-------------|-------|-------------|-------|-------------|-------|-------------|-------|---------------|-------|----------------|-------|
|                              | FTE         | Grade | FTE         | Grade | FTE         | Grade | FTE         | Grade | FTE           | Grade | FTE            | Grade |
| City Clerk                   | 1           | NG    | 1           | NG    | 1           | NG    | 1           | NG    | 1             | NG    | 1              | NG    |
| Administrative Assistant III | -           | -     | -           | -     | -           | -     | 1           | 15    | 1             | 15    | 1              | 15    |
| Administrative Assistant II  | 1           | 14    | 1           | 14    | 1           | 14    | -           | -     | -             | -     | -              | -     |

**Average Overtime Per Position (hours)**

| Position Title               | FY23 Actual | FY24 Actual | FY25 Actual | Projected FY26 | Proposed FY27 | Projected FY28 |
|------------------------------|-------------|-------------|-------------|----------------|---------------|----------------|
| City Clerk                   | N/A         | N/A         | N/A         | N/A            | N/A           | N/A            |
| Administrative Assistant III | -           | -           | 2.5         | 15             | 15            | 15             |

## Performance Measures

| Fiscal Year   | 2022       | 2023       | 2024     | 2025       | 2026*    |
|---|------------|------------|----------|------------|----------|
| Total Agenda Packets Distributed  | 94         | 96         | 102      | 89         | 90       |
| Percentage of City Council Action Agendas Prepared One Business Day Following the Meeting | 100%       | 99%        | 100%     | 100%       | 99%      |
| Percentage of City Council Items Fully Processed within One Business Day                  | 99%        | 98%        | 100%     | 100%       | 99%      |
| Percentage of City Council Minutes Completed for publication in the next Meeting Packet   | 99%        | 99%        | 100%     | 100%       | 99%      |
| Total Public Record Requests Processed  | 76         | 70         | 27       | 46         | 90       |
| Average Response Time (Business Days)   | 5          | 4          | 3        | 3          | 3        |
| Total Licenses Issued   | 22         | 20         | 20       | 23         | 25       |
| Average Number of days from receipt of application to issuance (mailing) by type          |            |            |          |            |          |
| Taxi  | ½          | 1          | 0        | 0          | 0        |
| Mobile Food Vendor  | ½          | 1          | 0        | 0          | 0        |
| Transient Merchant/Peddler  | 0          | 0          | 0        | 0          | 0        |
| Number of Boxes Shredded/Destroyed  | 60         | 40         | 28       | 54         | 15       |
| Obsolete Document Destruction/Shredded  | 1,740 lbs. | 1,431 lbs. | 840 lbs. | 1,650 lbs. | 500 lbs. |

\*Projected Figures based on year-to-date information.

## FY26 Department Goals Evaluation

1. Explore and implement an online business application platform that allows business owners to apply and submit materials at any time, including outside of regular office hours. This goal will streamline the application process and improve efficiency for both the applicant and the City by providing tools for timely submissions and enhanced accessibility, in support of Imagine Kenai 2030 City of Kenai Comprehensive Plan Goal 2 - Economic Development.
  - *Not Achieved.*
2. Review/Audit the City of Kenai Records Retention schedule, assess the volume of physical records maintained, and establish an efficient and cost-effective manner for secure storage of City records, in support of Imagine Kenai 2030 City of Kenai Comprehensive Plan Goal 7 - Natural Hazards and Disasters.
  - *Not Achieved.*

3. Update the Board and Commission Application process and forms, in support of City of Kenai Comprehensive Plan Goal 4 - Public Improvements and Services.
  - *Achieved.*

### **FY27 Department Goals**

1. Explore and implement an online business application platform that allows business owners to apply and submit materials at any time, including outside of regular office hours. This goal will streamline the application process and improve efficiency for both the applicant and the City by providing tools for timely submissions and enhanced accessibility, in support of Imagine Kenai 2030 City of Kenai Comprehensive Plan Goal 2 - Economic Development.
2. Work collaboratively with individual departments to assess and identify the most effective method for managing departmental records, ensuring compliance with the City of Kenai Records Retention Schedule, in support of Imagine Kenai 2030 City of Kenai Comprehensive Plan Goal 7 - Natural Hazards and Disasters.
3. Evaluate cost-effective solutions for storing records transferred to the Clerk's Office for archival purposes, while ensuring departments have convenient access to the record when needed and optimizing physical space available for storage, in support of Imagine Kenai 2030 City of Kenai Comprehensive Plan Goal 7 - Natural Hazards and Disasters.

### **Future Considerations**

The audio/video system in Council Chambers is aging, with some components no longer eligible for updates. Items to address include replacing individual components or a complete system overhaul to ensure reliable public access to Council meetings, both in real time and through recorded sessions.

City of Kenai  
Fiscal Year 2027 Operating Budget

Fund: 001 - General Fund  
Department: City Clerk

| Account Number                               | Expense Description                       | FY2025 Actual     | Five year Historical Average | Original Budget FY2026 | Amended Budget    | Proposed FY2027   | Increase (Decrease) FY2026 Original | % Change       |
|--|---|-------------------|------------------------------|------------------------|-------------------|-------------------|-------------------------------------|----------------|
| <b><u>Salaries and Benefits</u></b>          |   |                   |                              |                        |                   |                   |                                     |                |
| 0100   | Salaries                                  | \$ 189,194        | \$ 170,714                   | \$ 206,722             | \$ 206,722        | \$ 207,205        | \$ 483                              | 0.23%          |
| 0200   | Overtime                                  | 113               | 123                          | 362                    | 362               | 459               | 97                                  | 26.80%         |
| 0250   | Holiday Pay                               | -                 | -                            | -                      | -                 | -                 | -                                   | -              |
| 0300   | Leave                                     | 6,437             | 2,323                        | 5,449                  | 5,449             | 4,822             | (627)                               | (11.51%)       |
| 0400   | Medicare                                  | 2,903             | 2,552                        | 3,082                  | 3,082             | 3,081             | (1)                                 | (0.03%)        |
| 0450   | Social Security                           | -                 | -                            | 236                    | 236               | -                 | (236)                               | (100.00%)      |
| 0500   | PERS                                      | 41,641            | 37,755                       | 44,720                 | 44,720            | 45,686            | 966                                 | 2.16%          |
| 0600   | Unemployment Insurance                    | -                 | 72                           | 1,063                  | 1,063             | 1,063             | -                                   | -              |
| 0700   | Workers Compensation                      | 454               | 361                          | 446                    | 446               | 606               | 160                                 | 35.87%         |
| 0800   | Health & Life Insurance                   | 53,444            | 52,758                       | 53,444                 | 53,444            | 40,084            | (13,360)                            | (25.00%)       |
| 0900   | Supplemental Retirement                   | 4,328             | 3,586                        | 4,650                  | 4,650             | 4,650             | -                                   | -              |
|  | <b>Total Salaries &amp; Benefits</b>      | <b>\$ 298,514</b> | <b>\$ 270,244</b>            | <b>\$ 320,174</b>      | <b>\$ 320,174</b> | <b>\$ 307,656</b> | <b>\$ (12,518)</b>                  | <b>(3.91%)</b> |
| <b><u>Maintenance and Operations</u></b>     |   |                   |                              |                        |                   |                   |                                     |                |
| 2021   | Office Supplies                           | 1,117             | 915                          | 850                    | 850               | 750               | (100)                               | (11.76%)       |
| 2022   | Operating & Repair Supplies               | 1,278             | 618                          | 600                    | 600               | 600               | -                                   | -              |
| 2023   | Repair & Maintenance Supplies             | -                 | -                            | -                      | -                 | -                 | -                                   | -              |
| 2024   | Small Tools/Minor Equipment               | 1,108             | 945                          | 1,100                  | 1,100             | 1,425             | 325                                 | 29.55%         |
| 2026   | Computer Software                         | 19,514            | 24,338                       | 22,990                 | 22,990            | 22,280            | (710)                               | (3.09%)        |
| 4531   | Professional Services                     | 10,555            | 10,676                       | 15,500                 | 34,900            | 16,600            | 1,100                               | 7.10%          |
| 4532   | Communications                            | 1,073             | 1,167                        | 1,970                  | 1,970             | 2,015             | 45                                  | 2.28%          |
| 4533   | Travel & Transportation                   | 7,685             | 7,564                        | 10,460                 | 10,460            | 11,660            | 1,200                               | 11.47%         |
| 4534   | Advertising                               | 3,118             | 6,613                        | 6,600                  | 9,600             | 6,600             | -                                   | -              |
| 4535   | Printing & Binding                        | 4,595             | 6,169                        | 8,200                  | 13,200            | 14,700            | 6,500                               | 79.27%         |
| 4536   | Insurance                                 | -                 | -                            | -                      | -                 | -                 | -                                   | -              |
| 4537   | Utilities                                 | -                 | -                            | -                      | -                 | -                 | -                                   | -              |
| 4538   | Repair & Maintenance                      | -                 | -                            | -                      | -                 | -                 | -                                   | -              |
| 4539   | Rentals                                   | 50                | 50                           | 100                    | 200               | 100               | -                                   | -              |
| 4540   | Equip. Fund Pmts.                         | -                 | -                            | -                      | -                 | -                 | -                                   | -              |
| 4541   | Postage                                   | -                 | -                            | -                      | -                 | -                 | -                                   | -              |
| 4666   | Books                                     | -                 | -                            | -                      | -                 | -                 | -                                   | -              |
| 4667   | Dues & Publications                       | 530               | 573                          | 870                    | 870               | 870               | -                                   | -              |
| 4999   | General Contingency                       | -                 | -                            | -                      | -                 | -                 | -                                   | -              |
| 5041   | Miscellaneous                             | -                 | 28                           | 300                    | 300               | 300               | -                                   | -              |
| 5045   | Depreciation                              | -                 | -                            | -                      | -                 | -                 | -                                   | -              |
| 5047   | Grants to Agencies                        | -                 | -                            | -                      | -                 | -                 | -                                   | -              |
|  | <b>Total Maint. and Operations</b>        | <b>\$ 50,623</b>  | <b>\$ 59,656</b>             | <b>\$ 69,540</b>       | <b>\$ 97,040</b>  | <b>\$ 77,900</b>  | <b>\$ 8,360</b>                     | <b>12.02%</b>  |
| <b><u>Capital Outlay &amp; Transfers</u></b> |   |                   |                              |                        |                   |                   |                                     |                |
| 8061   | Land                                      | -                 | -                            | -                      | -                 | -                 | -                                   | -              |
| 8062   | Buildings                                 | -                 | -                            | -                      | -                 | -                 | -                                   | -              |
| 8063   | Improvements                              | -                 | -                            | -                      | -                 | -                 | -                                   | -              |
| 8064   | Machinery & Equipment                     | -                 | 2,192                        | -                      | -                 | -                 | -                                   | -              |
| 9090   | Transfers                                 | -                 | -                            | -                      | -                 | -                 | -                                   | -              |
|  | <b>Total Capital Outlay and Transfers</b> | <b>\$ -</b>       | <b>\$ 2,192</b>              | <b>\$ -</b>            | <b>\$ -</b>       | <b>\$ -</b>       | <b>\$ -</b>                         | <b>-</b>       |
|  | <b>Department Total:</b>                  | <b>\$ 349,137</b> | <b>\$ 332,092</b>            | <b>\$ 389,714</b>      | <b>\$ 417,214</b> | <b>\$ 385,556</b> | <b>\$ (4,158)</b>                   | <b>(1.07%)</b> |

**City of Kenai  
Fiscal Year 2027 Operating Budget**

**Fund: 001 - General Fund  
Department: 01 - City Clerk**

|   |  |
|---|--|
| <p><b>2022 Operating &amp; Repair Supplies.</b> Miscellaneous supplies.</p>   | <p><b>4531 Professional Services.</b> Code publishing services, election precinct workers and canvass board, document shredding, permanent records archival, ballot programming and testing and miscellaneous.</p> |
| <p><b>2024 Small Tools/Minor Equipment.</b> Charge for (3) three computer replacements, iPad replacement for Deputy Clerk and miscellaneous items.</p>                              | <p><b>4533 Travel &amp; Transportation.</b> Car allowance, AAMC conference for clerk and deputy clerk, IIMC annual conference, Northwest clerk institute, and other miscellaneous travel.</p>                      |
| <p><b>2026 Computer Software.</b> Includes annual fees for records management, email archiving, agenda management, and general office software, including web hosting software.</p> | <p><b>4534 Advertising.</b> Election notices, meeting agendas and misc. public notices.</p>  |
|   | <p><b>4535 Printing &amp; Binding.</b> Ballot printing, copier and printer maintenance, acid free paper, minute books and paper. Special Project: By-mail Election Envelopes \$6,200.</p>                          |

**City of Kenai  
Fiscal Year 2027 Operating Budget**

**Fund 001 – General Fund  
Department 403 – Visitor Center**

**Mission**

To manage the Kenai Visitor and Cultural Center to celebrate, promote, and reflect the community of Kenai by providing visitor services, cultural programming, and dynamic exhibits. The Center manages and displays the City’s historical collection, preserving and showcasing Kenai’s natural history, archaeology, Native artifacts, and contemporary art to connect residents and visitors with the region’s rich heritage.

**Functions & Responsibilities**

The Kenai Visitors and Cultural Center houses artifacts and historical records valuable to Kenai residents. Under a Facilities Management Agreement, the Kenai Chamber of Commerce (Facility Manager) performs services to promote Kenai as a visitor destination as well as act on the opportunities of the visitor industry, exploring new attractions and events, coordinating efforts in promoting the recreational and economic potential for our community with an emphasis on long-term growth and expansion.

**Staffing**

|                | FY23 Actual |       | FY24 Actual |       | FY25 Actual |       | Projected FY26 |       | Proposed FY27 |       | Projected FY28 |       |
|----------------|-------------|-------|-------------|-------|-------------|-------|----------------|-------|---------------|-------|----------------|-------|
| Position Title | FTE         | Grade | FTE         | Grade | FTE         | Grade | FTE            | Grade | FTE           | Grade | FTE            | Grade |
| NA             | N/A         | N/A   | N/A         | N/A   | N/A         | N/A   | N/A            | N/A   | N/A           | N/A   | N/A            | N/A   |

**Performance Measures**

| Facility Numbers<br>(Calendar Year) | 2022   | 2023   | 2024   | 2025   | 2026*  |
|-------------------------------------|--------|--------|--------|--------|--------|
| <b>Visitors</b>                     | 20,091 | 23,419 | 22,732 | 22,451 | 22,173 |
| <b>Programs</b>                     | 8      | 8      | 8      | 11     | 9      |
| <b>Events</b>                       | 8      | 9      | 14     | 14     | 12     |
| <b>Rentals</b>                      | 21     | 32     | 31     | 31     | 28     |

NOTE: Information provided by the Kenai Chamber of Commerce and Visitor Center  
\*Projected Figures based on available information (average 2023-2025)

**FY26 Department Goals Evaluation**

The following goals were submitted in FY25 in support of the Imagine Kenai 2030 City of Kenai Comprehensive Plan Goal 1 – Promote and encourage quality of life in Kenai:

- Cultural Engagement and Exhibits.** The Facility Manager collaborated with Alaska Native organizations and local experts to highlight culturally significant areas at the Center. Achievements include rotating exhibits and a lecture series led by the Facility Manager.
  - *Achieved.*

2. **Tourism and Event Promotion.** Partnered with the Facility Manager to promote Kenai as a destination for cultural and outdoor events, supporting economic growth and community quality of life. Key programs included the 4th of July festivities, the Annual Kenai Silver Salmon Derby, the Kenai River Marathon, and Christmas Comes to Kenai.
  - *Achieved.*
  
3. **Grant Funding for Capital Projects.** The Facility Manager is establishing a 501(c)(3) organization to pursue eligible grant funding. While this goal remains in progress, the Facility Manager successfully supported the Kenai bronze bear sculpture project, securing a Rasmuson Foundation Grant. The completed sculpture was donated to the City in November, enhancing the airport as a community gateway.
  - *Not Achieved. Ongoing.*

### **FY27 Department Goals**

The following goals support the Imagine Kenai 2030 City of Kenai Comprehensive Plan Goal 1 – Promote and encourage quality of life in Kenai:

1. Collaborate with the Facility Manager and local Alaska Native organizations to identify cultural areas of importance to include at the Kenai Visitor and Cultural Center.
  
2. Collaborate with the Facility Manager to develop programs and partner on marketing Kenai as a destination, center for cultural and outdoor events and activities, and promoting economic and business growth and opportunities that enrich Kenai’s tourism industry and the community’s overall quality of life.
  
3. Pursue grant funding for capital project needs at the Kenai Visitor and Cultural Center.

### **Future Considerations**

The current Facility Management Services Agreement ends on June 30, 2027, and may be extended for two successive one-year terms. Before 2019, a single contractor managed both the Kenai Visitor and Cultural Center and Kenai Tourism and Marketing Services, providing an integrated approach to visitor engagement. Consolidating these services again could improve efficiency and align on-site interactions and event-based tourism with broader tourism initiatives. Many Kenai Peninsula communities successfully use this model. City Administration will continue to collaborate with the Kenai Chamber of Commerce, regional tourism and economic development groups, and businesses to explore opportunities to enhance Kenai’s visibility as an exceptional destination for visitors and businesses.

City of Kenai  
Fiscal Year 2027 Operating Budget

Fund: 001 - General Fund  
Department: Visitor Center

| Account Number                               | Expense Description                       | FY2025 Actual     | Five year Historical Average | Original Budget FY2026 | Amended Budget    | Proposed FY2027   | Increase (Decrease) FY2026 Original | % Change     |
|--|---|-------------------|------------------------------|------------------------|-------------------|-------------------|-------------------------------------|--------------|
| <b><u>Salaries and Benefits</u></b>          |   |                   |                              |                        |                   |                   |                                     |              |
| 0100   | Salaries                                  | \$ -              | \$ -                         | \$ -                   | \$ -              | \$ -              | \$ -                                | -            |
| 0200   | Overtime                                  | -                 | -                            | -                      | -                 | -                 | -                                   | -            |
| 0250   | Holiday Pay                               | -                 | -                            | -                      | -                 | -                 | -                                   | -            |
| 0300   | Leave                                     | -                 | -                            | -                      | -                 | -                 | -                                   | -            |
| 0400   | Medicare                                  | -                 | -                            | -                      | -                 | -                 | -                                   | -            |
| 0450   | Social Security                           | -                 | -                            | -                      | -                 | -                 | -                                   | -            |
| 0500   | PERS                                      | -                 | -                            | -                      | -                 | -                 | -                                   | -            |
| 0600   | Unemployment Insurance                    | -                 | -                            | -                      | -                 | -                 | -                                   | -            |
| 0700   | Workers Compensation                      | -                 | -                            | -                      | -                 | -                 | -                                   | -            |
| 0800   | Health & Life Insurance                   | -                 | -                            | -                      | -                 | -                 | -                                   | -            |
| 0900   | Supplemental Retirement                   | -                 | -                            | -                      | -                 | -                 | -                                   | -            |
|  | <b>Total Salaries &amp; Benefits</b>      | <b>\$ -</b>       | <b>\$ -</b>                  | <b>\$ -</b>            | <b>\$ -</b>       | <b>\$ -</b>       | <b>\$ -</b>                         | <b>-</b>     |
| <b><u>Maintenance and Operations</u></b>     |   |                   |                              |                        |                   |                   |                                     |              |
| 2021   | Office Supplies                           | -                 | -                            | -                      | -                 | -                 | -                                   | -            |
| 2022   | Operating & Repair Supplies               | -                 | -                            | -                      | -                 | -                 | -                                   | -            |
| 2023   | Repair & Maintenance Supplies             | -                 | -                            | -                      | -                 | -                 | -                                   | -            |
| 2024   | Small Tools/Minor Equipment               | 10,866            | 2,239                        | -                      | -                 | -                 | -                                   | -            |
| 2026   | Computer Software                         | -                 | -                            | -                      | -                 | -                 | -                                   | -            |
| 4531   | Professional Services                     | 152,480           | 118,273                      | 154,980                | 154,980           | 154,980           | -                                   | -            |
| 4532   | Communications                            | 50                | 252                          | 2,000                  | 2,000             | 2,120             | 120                                 | 6.00%        |
| 4533   | Travel & Transportation                   | -                 | -                            | -                      | -                 | -                 | -                                   | -            |
| 4534   | Advertising                               | -                 | -                            | -                      | -                 | -                 | -                                   | -            |
| 4535   | Printing & Binding                        | -                 | -                            | -                      | -                 | -                 | -                                   | -            |
| 4536   | Insurance                                 | -                 | -                            | -                      | -                 | -                 | -                                   | -            |
| 4537   | Utilities                                 | 40,803            | 36,802                       | 43,564                 | 43,564            | 43,972            | 408                                 | 0.94%        |
| 4538   | Repair & Maintenance                      | 420               | 420                          | 480                    | 480               | 480               | -                                   | -            |
| 4539   | Rentals                                   | -                 | -                            | -                      | -                 | -                 | -                                   | -            |
| 4540   | Equip. Fund Pmts.                         | -                 | -                            | -                      | -                 | -                 | -                                   | -            |
| 4541   | Postage                                   | -                 | -                            | -                      | -                 | -                 | -                                   | -            |
| 4666   | Books                                     | -                 | -                            | -                      | -                 | -                 | -                                   | -            |
| 4667   | Dues & Publications                       | -                 | -                            | -                      | -                 | -                 | -                                   | -            |
| 4999   | General Contingency                       | -                 | -                            | -                      | -                 | -                 | -                                   | -            |
| 5041   | Miscellaneous                             | -                 | -                            | -                      | 708               | -                 | -                                   | -            |
| 5045   | Depreciation                              | -                 | -                            | -                      | -                 | -                 | -                                   | -            |
| 5047   | Grants to Agencies                        | -                 | -                            | -                      | -                 | -                 | -                                   | -            |
|  | <b>Total Maint. and Operations</b>        | <b>\$ 204,619</b> | <b>\$ 157,986</b>            | <b>\$ 201,024</b>      | <b>\$ 201,732</b> | <b>\$ 201,552</b> | <b>\$ 528</b>                       | <b>0.26%</b> |
| <b><u>Capital Outlay &amp; Transfers</u></b> |   |                   |                              |                        |                   |                   |                                     |              |
| 8061   | Land                                      | -                 | -                            | -                      | -                 | -                 | -                                   | -            |
| 8062   | Buildings                                 | -                 | -                            | -                      | -                 | -                 | -                                   | -            |
| 8063   | Improvements                              | -                 | -                            | -                      | -                 | -                 | -                                   | -            |
| 8064   | Machinery & Equipment                     | -                 | -                            | -                      | -                 | -                 | -                                   | -            |
| 9090   | Transfers                                 | -                 | -                            | -                      | -                 | -                 | -                                   | -            |
|  | <b>Total Capital Outlay and Transfers</b> | <b>\$ -</b>       | <b>\$ -</b>                  | <b>\$ -</b>            | <b>\$ -</b>       | <b>\$ -</b>       | <b>\$ -</b>                         | <b>-</b>     |
|  | <b>Department Total:</b>                  | <b>\$ 204,619</b> | <b>\$ 157,986</b>            | <b>\$ 201,024</b>      | <b>\$ 201,732</b> | <b>\$ 201,552</b> | <b>\$ 528</b>                       | <b>0.26%</b> |

City of Kenai  
Fiscal Year 2027 Operating Budget

Fund: 001 - General Fund  
Department: 03 - Visitor Center

|   |  |
|---|--|
| <b>4531 Professional Services.</b> Facility management agreement with operator of Kenai Visitor Center and the Kenai Silver Salmon Derby marketing. | <b>4538 Repair &amp; Maintenance Services.</b> Facility security monitoring service. |
|---|--|

**City of Kenai  
Fiscal Year 2027 Operating Budget**

**Fund 001 – General Fund  
Department 411 – Legislative**

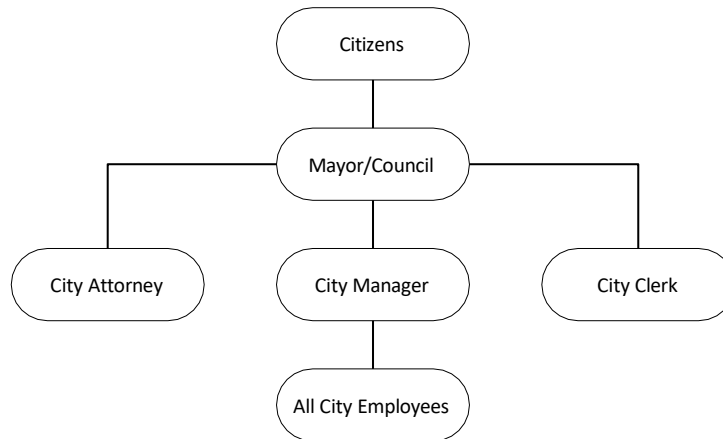
**Mission**

To adopt policies that encourage economic growth, ensure public safety, and foster community involvement.

**Functions & Responsibilities**

The City Council provides policy direction, on behalf of the citizens, to the City government, establishes community goals and objectives, and serves as steward of the City's financial interests, including the City budget and appropriations.

**Organizational Chart**



**Staffing**

| Position Title | FY23 Actual |       | FY24 Actual |       | FY25 Actual |       | Projected FY26 |       | Proposed FY27 |       | Projected FY28 |       |
|----------------|-------------|-------|-------------|-------|-------------|-------|----------------|-------|---------------|-------|----------------|-------|
|                | FTE         | Grade | FTE         | Grade | FTE         | Grade | FTE            | Grade | FTE           | Grade | FTE            | Grade |
| Mayor          | 1           | NG    | 1           | NG    | 1           | NG    | 1              | NG    | 1             | NG    | 1              | NG    |
| Council Member | 6           | NG    | 6           | NG    | 6           | NG    | 6              | NG    | 6             | NG    | 6              | NG    |

**Performance Measures**

| Fiscal Year                          | 2022 | 2023 | 2024   | 2025   | 2026*  |
|--------------------------------------|------|------|--------|--------|--------|
| Number of Meetings and Work Sessions | 29   | 32   | 28     | 28     | 32     |
| Legislation Acted On                 | 150  | 151  | 140    | 123    | 130    |
| Voter Turnout                        | 15%  | 18%  | 12.85% | 10.40% | 14.82% |

*\*Projected Figures based on year-to-date information.*

**Sales Tax History**

| Fiscal Year       | 2022        | 2023        | 2024        | 2025        | 2026*       |
|-------------------|-------------|-------------|-------------|-------------|-------------|
| Taxable Sales     | 296,998,545 | 307,770,762 | 314,604,437 | 342,986,004 | 334,735,584 |
| Percentage Change | 7.9%        | 3.6%        | 2.2%        | 3.3%        | 3.0%        |

*\*Projected Figures based on year-to-date information.*

## Assessed Value History

| Fiscal Year  | 2022                        | 2023                        | 2024                          | 2025                          | 2026                          |
|--------------|-----------------------------|-----------------------------|-------------------------------|-------------------------------|-------------------------------|
| Real         | \$794,900,500               | \$871,589,000               | \$909,613,500                 | \$941,391,200                 | \$1,005,994,400               |
| Oil          | 51,261,250                  | 49,952,780                  | 47,805,460                    | 42,980,910                    | 51,549,280                    |
| Personal     | <u>48,183,607</u>           | <u>47,683,460</u>           | <u>50,078,547</u>             | <u>41,377,754</u>             | <u>43,956,264</u>             |
| <b>Total</b> | <b><u>\$894,345,357</u></b> | <b><u>\$969,225,240</u></b> | <b><u>\$1,007,497,507</u></b> | <b><u>\$1,025,749,864</u></b> | <b><u>\$1,101,499,944</u></b> |

## FY26 Department Goals

1. Continued support and collaboration with the US Army Corps of Engineers and Federal Delegation on the Kenai River Bluff Stabilization Project in support of Imagine Kenai 2030 City of Kenai Comprehensive Plan Goal 4 – Public Improvements and Services.
  - *Achieved.*
2. Maintain business-friendly regulations, taxation, and incentives to create a stable, positive climate for private investment in support of Imagine Kenai 2030 City of Kenai Comprehensive Plan Goal 2 – Economic Development.
  - *Achieved.*
3. Support continued community outreach and collaboration for the Waterfront Redevelopment Plan in support of Imagine Kenai 2030 City of Kenai Comprehensive Plan Goal 4 – Public Improvements and Services.
  - *Achieved.*
4. Seek opportunities for efficiency by striving to maintain stable tax rates without negatively impacting services to the community in support of Imagine Kenai 2030 City of Kenai Comprehensive Plan Goal 1 – Quality of Life.
  - *Achieved.*

## FY27 Department Goals

1. Maintain sustainable housing strategies to improve housing availability and affordability, supporting incentives for new developments to expand affordable housing in support of Imagine Kenai 2030 City of Kenai Comprehensive Plan Goal 1 - Quality of Life and Goal 3 - Land Use.
2. Maintain business-friendly regulations, taxation, and incentives to attract business, support local entrepreneurship, and enhance workforce development in support of Imagine Kenai 2030 City of Kenai Comprehensive Plan Goal 2 - Economic Development.
3. Ensure long-term investments in City infrastructure by establishing clear funding priorities and policies that support safe, reliable roads, utilities, and essential municipal services in support of Imagine Kenai 2030 City of Kenai Comprehensive Plan Goal 4 - Public Improvement and Services.
4. Strengthen public relations and civic participation by adopting policies that improve transparency, accessibility, and two-way communications between the City and its residents, ensuring meaningful opportunities for public input in City decision-making.

## Future Considerations

Provide sufficient funding to replace significant City assets as they near the end of their useful life.

City of Kenai  
Fiscal Year 2027 Operating Budget

Fund: 001 - General Fund  
Department: Legislative

| Account Number                               | Expense Description                       | FY2025 Actual     | Five year Historical Average | Original Budget FY2026 | Amended Budget    | Proposed FY2027   | Increase (Decrease) FY2026 Original | % Change       |
|--|---|-------------------|------------------------------|------------------------|-------------------|-------------------|-------------------------------------|----------------|
| <b><u>Salaries and Benefits</u></b>          |   |                   |                              |                        |                   |                   |                                     |                |
| 0100   | Salaries                                  | \$ 48,001         | \$ 48,000                    | \$ 48,960              | \$ 48,960         | \$ 48,000         | \$ (960)                            | (1.96%)        |
| 0200   | Overtime                                  | -                 | -                            | -                      | -                 | -                 | -                                   | -              |
| 0250   | Holiday Pay                               | -                 | -                            | -                      | -                 | -                 | -                                   | -              |
| 0300   | Leave                                     | -                 | -                            | -                      | -                 | -                 | -                                   | -              |
| 0400   | Medicare                                  | 696               | 696                          | 710                    | 710               | 696               | (14)                                | (1.97%)        |
| 0450   | Social Security                           | 2,976             | 2,976                        | 3,036                  | 3,036             | 2,976             | (60)                                | (1.98%)        |
| 0500   | PERS                                      | -                 | -                            | -                      | -                 | -                 | -                                   | -              |
| 0600   | Unemployment Insurance                    | -                 | -                            | -                      | -                 | -                 | -                                   | -              |
| 0700   | Workers Compensation                      | 115               | 104                          | 123                    | 123               | 137               | 14                                  | 11.38%         |
| 0800   | Health & Life Insurance                   | -                 | -                            | -                      | -                 | -                 | -                                   | -              |
| 0900   | Supplemental Retirement                   | -                 | -                            | -                      | -                 | -                 | -                                   | -              |
|  | <b>Total Salaries &amp; Benefits</b>      | <b>\$ 51,788</b>  | <b>\$ 51,776</b>             | <b>\$ 52,829</b>       | <b>\$ 52,829</b>  | <b>\$ 51,809</b>  | <b>\$ (1,020)</b>                   | <b>(1.93%)</b> |
| <b><u>Maintenance and Operations</u></b>     |   |                   |                              |                        |                   |                   |                                     |                |
| 2021   | Office Supplies                           | -                 | 62                           | 200                    | 200               | 200               | -                                   | -              |
| 2022   | Operating & Repair Supplies               | 5,294             | 3,295                        | 2,800                  | 2,800             | 5,800             | 3,000                               | 107.14%        |
| 2023   | Repair & Maintenance Supplies             | -                 | -                            | -                      | -                 | -                 | -                                   | -              |
| 2024   | Small Tools/Minor Equipment               | 1,273             | 3,778                        | 1,425                  | 1,425             | 1,550             | 125                                 | 8.77%          |
| 2026   | Computer Software                         | 269               | 581                          | 760                    | 760               | 730               | (30)                                | (3.95%)        |
| 4531   | Professional Services                     | 77,000            | 55,056                       | 70,000                 | 70,000            | 84,000            | 14,000                              | 20.00%         |
| 4532   | Communications                            | 333               | 835                          | 1,100                  | 1,100             | 1,030             | (70)                                | (6.36%)        |
| 4533   | Travel & Transportation                   | 7,492             | 4,298                        | 14,500                 | 14,500            | 14,500            | -                                   | -              |
| 4534   | Advertising                               | 8,332             | 2,938                        | 2,500                  | 2,500             | 2,500             | -                                   | -              |
| 4535   | Printing & Binding                        | -                 | 84                           | 300                    | 300               | 300               | -                                   | -              |
| 4536   | Insurance                                 | -                 | -                            | -                      | -                 | -                 | -                                   | -              |
| 4537   | Utilities                                 | -                 | -                            | -                      | -                 | -                 | -                                   | -              |
| 4538   | Repair & Maintenance                      | -                 | -                            | -                      | -                 | -                 | -                                   | -              |
| 4539   | Rentals                                   | -                 | -                            | -                      | -                 | -                 | -                                   | -              |
| 4540   | Equip. Fund Pmts.                         | -                 | -                            | -                      | -                 | -                 | -                                   | -              |
| 4541   | Postage                                   | -                 | -                            | -                      | -                 | -                 | -                                   | -              |
| 4666   | Books                                     | -                 | 5                            | -                      | -                 | -                 | -                                   | -              |
| 4667   | Dues & Publications                       | 8,653             | 8,413                        | 9,150                  | 9,150             | 9,150             | -                                   | -              |
| 4999   | General Contingency                       | -                 | -                            | -                      | -                 | -                 | -                                   | -              |
| 5041   | Miscellaneous                             | 900               | 771                          | 5,950                  | 5,950             | 5,950             | -                                   | -              |
| 5045   | Depreciation                              | -                 | -                            | -                      | -                 | -                 | -                                   | -              |
| 5047   | Grants to Agencies                        | 19,626            | 30,523                       | 21,100                 | 31,480            | 21,100            | -                                   | -              |
|  | <b>Total Maint. and Operations</b>        | <b>\$ 129,172</b> | <b>\$ 110,639</b>            | <b>\$ 129,785</b>      | <b>\$ 140,165</b> | <b>\$ 146,810</b> | <b>\$ 17,025</b>                    | <b>13.12%</b>  |
| <b><u>Capital Outlay &amp; Transfers</u></b> |   |                   |                              |                        |                   |                   |                                     |                |
| 8061   | Land                                      | -                 | -                            | -                      | -                 | -                 | -                                   | -              |
| 8062   | Buildings                                 | -                 | -                            | -                      | -                 | -                 | -                                   | -              |
| 8063   | Improvements                              | -                 | -                            | -                      | -                 | -                 | -                                   | -              |
| 8064   | Machinery & Equipment                     | -                 | -                            | -                      | -                 | -                 | -                                   | -              |
| 9090   | Transfers                                 | -                 | -                            | -                      | -                 | -                 | -                                   | -              |
|  | <b>Total Capital Outlay and Transfers</b> | <b>\$ -</b>       | <b>\$ -</b>                  | <b>\$ -</b>            | <b>\$ -</b>       | <b>\$ -</b>       | <b>\$ -</b>                         | <b>-</b>       |
|  | <b>Department Total:</b>                  | <b>\$ 180,960</b> | <b>\$ 162,415</b>            | <b>\$ 182,614</b>      | <b>\$ 192,994</b> | <b>\$ 198,619</b> | <b>\$ 16,005</b>                    | <b>8.76%</b>   |

**City of Kenai  
Fiscal Year 2027 Operating Budget**

**Fund: 001 - General Fund  
Department: 11 - Legislative**

|  |  |  |       |   |       |                           |     |                        |     |  |       |                       |       |  |       |                                       |       |  |                  |
|--|--|--|-------|---|-------|---------------------------|-----|------------------------|-----|--|-------|-----------------------|-------|--|-------|---------------------------------------|-------|--|------------------|
| <p><b>2022 Operating, Repair &amp; Maintenance Supplies.</b> Food, refreshments and awards. Biennial training event.</p> | <p><b>4533 Travel &amp; Transportation.</b> Travel to Alaska Municipal League annual conference and summer meeting in Fairbanks for Council</p>  |  |       |   |       |                           |     |                        |     |  |       |                       |       |  |       |                                       |       |  |                  |
| <p><b>2024 Small Tools/Minor Equipment.</b> Replacement of two computers and two iPads.</p>                              | <p><b>4534 Advertising.</b> Miscellaneous promotional items/souvenirs for the City.</p>  |  |       |   |       |                           |     |                        |     |  |       |                       |       |  |       |                                       |       |  |                  |
| <p><b>4531 Professional Services.</b> Annual City Audit.</p>   | <p><b>5047 Grants to Agencies.</b> Operational or special project grants provided to local organizations.</p> <table style="width: 100%; border-collapse: collapse;"> <tr> <td style="padding-left: 20px;">Kenai Chamber of Commerce July 4th Celebration</td> <td style="text-align: right;">2,600</td> </tr> <tr> <td style="padding-left: 20px;">Kenai Chamber of Commerce holiday fireworks</td> <td style="text-align: right;">5,000</td> </tr> <tr> <td style="padding-left: 20px;">Industry Appreciation Day</td> <td style="text-align: right;">500</td> </tr> <tr> <td style="padding-left: 20px;">Economic Outlook Forum</td> <td style="text-align: right;">500</td> </tr> <tr> <td style="padding-left: 20px;">Bridges Network (Project Homeless Connect)</td> <td style="text-align: right;">1,000</td> </tr> <tr> <td style="padding-left: 20px;">Kenai Watershed Forum</td> <td style="text-align: right;">2,500</td> </tr> <tr> <td style="padding-left: 20px;">Central Area Rural Transit Systems, Inc.</td> <td style="text-align: right;">7,500</td> </tr> <tr> <td style="padding-left: 20px;">Miscellaneous grants to be identified</td> <td style="text-align: right; border-top: 1px solid black;">1,500</td> </tr> <tr> <td></td> <td style="text-align: right; border-top: 1px solid black;"><b>\$ 21,100</b></td> </tr> </table> | Kenai Chamber of Commerce July 4th Celebration | 2,600 | Kenai Chamber of Commerce holiday fireworks | 5,000 | Industry Appreciation Day | 500 | Economic Outlook Forum | 500 | Bridges Network (Project Homeless Connect) | 1,000 | Kenai Watershed Forum | 2,500 | Central Area Rural Transit Systems, Inc. | 7,500 | Miscellaneous grants to be identified | 1,500 |  | <b>\$ 21,100</b> |
| Kenai Chamber of Commerce July 4th Celebration   | 2,600  |  |       |   |       |                           |     |                        |     |  |       |                       |       |  |       |                                       |       |  |                  |
| Kenai Chamber of Commerce holiday fireworks  | 5,000  |  |       |   |       |                           |     |                        |     |  |       |                       |       |  |       |                                       |       |  |                  |
| Industry Appreciation Day  | 500  |  |       |   |       |                           |     |                        |     |  |       |                       |       |  |       |                                       |       |  |                  |
| Economic Outlook Forum   | 500  |  |       |   |       |                           |     |                        |     |  |       |                       |       |  |       |                                       |       |  |                  |
| Bridges Network (Project Homeless Connect)   | 1,000  |  |       |   |       |                           |     |                        |     |  |       |                       |       |  |       |                                       |       |  |                  |
| Kenai Watershed Forum  | 2,500  |  |       |   |       |                           |     |                        |     |  |       |                       |       |  |       |                                       |       |  |                  |
| Central Area Rural Transit Systems, Inc.   | 7,500  |  |       |   |       |                           |     |                        |     |  |       |                       |       |  |       |                                       |       |  |                  |
| Miscellaneous grants to be identified  | 1,500  |  |       |   |       |                           |     |                        |     |  |       |                       |       |  |       |                                       |       |  |                  |
|  | <b>\$ 21,100</b>   |  |       |   |       |                           |     |                        |     |  |       |                       |       |  |       |                                       |       |  |                  |

**City of Kenai  
Fiscal Year 2027 Operating Budget**

**Fund 001 – General Fund  
Department 412 – Legal**

**Mission**

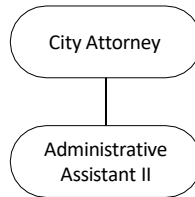
To provide the highest quality legal services to the City Council, Administration, Boards, and Commissions in the most ethical, timely, efficient, and cost-effective manner for the benefit of the City of Kenai and its residents.

**Functions & Responsibilities**

Core functions of the department:

1. Provide legal advice and representation to Council, Administration, Board, and Commissions
2. Defend City against civil lawsuits through direct representation and management of outside counsel
3. Draft and review City legislation and correspondence
4. Draft and review contracts and agreements on behalf of the City
5. Provide legal review and direction on Human Resources decisions
6. Prosecute code enforcement matters and minor offenses
7. Debt collection and representation in bankruptcy proceedings
8. Risk management

**Organizational Chart**



**Staffing**

| Position Title              | FY23 Actual |       | FY24 Actual |       | FY25 Actual |       | Projected FY26 |       | Proposed FY27 |       | Projected FY28 |       |
|-----------------------------|-------------|-------|-------------|-------|-------------|-------|----------------|-------|---------------|-------|----------------|-------|
|                             | FTE         | Grade | FTE         | Grade | FTE         | Grade | FTE            | Grade | FTE           | Grade | FTE            | Grade |
| Attorney                    | 1           | NG    | 1           | NG    | 1           | NG    | 1              | NG    | 1             | NG    | 1              | NG    |
| Administrative Assistant II | 1           | 14    | 1           | 14    | 1           | 14    | 1              | 14    | 1             | 14    | 1              | 14    |

**Average Overtime Per Position (hours)**

| Position Title              | FY23 Actual | FY24 Actual | FY25 Actual | Projected FY26 | Proposed FY27 | Projected FY28 |
|-----------------------------|-------------|-------------|-------------|----------------|---------------|----------------|
| Administrative Assistant II | -           | -           | -           | 10             | 10            | 10             |

**Performance Measures**

| Fiscal Year           | 2022          | 2023       | 2024       | 2025       | 2026       |
|-----------------------|---------------|------------|------------|------------|------------|
| Total Citations       | 769           | 813        | 659        | 641        | 857*       |
| Litigation Costs      | \$ -          | \$ 95      | \$ 3,366   | \$ 11,676  | \$ -       |
| Collected Citations   | \$ 96,499     | \$ 82,201  | \$ 83,401  | \$ 96,764  | 74,562 YTD |
| Outstanding Citations | Not Available | \$ 295,858 | \$ 325,912 | \$ 358,148 | \$ 371,941 |
| Contracts Processed   | 238           | 205        | 189        | 311        | 210*       |

\*Projected Figures based on year-to-date information.

## **FY26 Department Goals Evaluation**

1. Respond to all Public Records Requests within 3 business days. This goal will provide better service to the public and improve the quality of life for residents and visitors by efficiently conducting business that benefits City residents and businesses.
  - *Achieved.*
2. Draft/Review Resolutions and Non-Code Ordinances within 5 business days. This goal will provide better service to the public and improve the quality of life for residents and visitors by efficiently conducting business that benefits City residents and businesses.
  - *Achieved.*
3. Prosecute all minor offense citations at 90% success rate. This goal will provide better service to the public and improve the quality of life for residents and visitors by efficiently conducting business that benefits City residents and businesses.
  - *Achieved.*

## **FY27 Department Goals**

1. Respond to all Public Records Requests within 3 business days. This goal will provide better service to the public and improve the quality of life for residents and visitors by efficiently conducting business that benefits City residents and businesses.
2. Draft/Review Resolutions and Non-Code Ordinances within 5 business days. This goal will provide better service to the public and improve the quality of life for residents and visitors by efficiently conducting business that benefits City residents and businesses.
3. Prosecute all minor offense citations at 90% success rate. This goal will provide better service to the public and improve the quality of life for residents and visitors by efficiently conducting business that benefits City residents and businesses.

## **Future Considerations**

Continue to meet the mission statement and support the City in its efforts to provide public safety.

City of Kenai  
Fiscal Year 2027 Operating Budget

Fund: 001 - General Fund  
Department: Legal

| Account Number                               | Expense Description                       | FY2025 Actual     | Five year Historical Average | Original Budget FY2026 | Amended Budget    | Proposed FY2027   | Increase (Decrease) FY2026 Original | % Change       |
|--|---|-------------------|------------------------------|------------------------|-------------------|-------------------|-------------------------------------|----------------|
| <b><u>Salaries and Benefits</u></b>          |   |                   |                              |                        |                   |                   |                                     |                |
| 0100   | Salaries                                  | \$ 275,593        | \$ 239,093                   | \$ 287,138             | \$ 287,138        | \$ 296,299        | \$ 9,161                            | 3.19%          |
| 0200   | Overtime                                  | -                 | 47                           | -                      | -                 | -                 | -                                   | -              |
| 0250   | Holiday Pay                               | -                 | -                            | -                      | -                 | -                 | -                                   | -              |
| 0300   | Leave                                     | -                 | -                            | 13,570                 | 13,570            | 14,007            | 437                                 | 3.22%          |
| 0400   | Medicare                                  | 3,911             | 3,408                        | 4,360                  | 4,360             | 4,499             | 139                                 | 3.19%          |
| 0450   | Social Security                           | -                 | -                            | -                      | -                 | -                 | -                                   | -              |
| 0500   | PERS                                      | 60,574            | 52,791                       | 63,170                 | 63,170            | 65,186            | 2,016                               | 3.19%          |
| 0600   | Unemployment Insurance                    | -                 | 106                          | 1,504                  | 1,504             | 1,551             | 47                                  | 3.13%          |
| 0700   | Workers Compensation                      | 494               | 441                          | 565                    | 565               | 594               | 29                                  | 5.13%          |
| 0800   | Health & Life Insurance                   | 53,444            | 52,847                       | 53,444                 | 53,444            | 40,084            | (13,360)                            | (25.00%)       |
| 0900   | Supplemental Retirement                   | 7,058             | 4,461                        | 6,975                  | 6,975             | 6,975             | -                                   | -              |
|  | <b>Total Salaries &amp; Benefits</b>      | <b>\$ 401,074</b> | <b>\$ 353,194</b>            | <b>\$ 430,726</b>      | <b>\$ 430,726</b> | <b>\$ 429,195</b> | <b>\$ (1,531)</b>                   | <b>(0.36%)</b> |
| <b><u>Maintenance and Operations</u></b>     |   |                   |                              |                        |                   |                   |                                     |                |
| 2021   | Office Supplies                           | -                 | 86                           | 500                    | 500               | 500               | -                                   | -              |
| 2022   | Operating & Repair Supplies               | -                 | -                            | -                      | -                 | -                 | -                                   | -              |
| 2023   | Repair & Maintenance Supplies             | -                 | -                            | -                      | -                 | -                 | -                                   | -              |
| 2024   | Small Tools/Minor Equipment               | 716               | 726                          | 900                    | 900               | 975               | 75                                  | 8.33%          |
| 2026   | Computer Software                         | 796               | 735                          | 1,280                  | 1,280             | 1,130             | (150)                               | (11.72%)       |
| 4531   | Professional Services                     | 11,676            | 3,200                        | 15,500                 | 15,500            | 15,500            | -                                   | -              |
| 4532   | Communications                            | 927               | 972                          | 1,220                  | 1,220             | 1,250             | 30                                  | 2.46%          |
| 4533   | Travel & Transportation                   | 4,743             | 5,739                        | 11,000                 | 11,000            | 11,000            | -                                   | -              |
| 4534   | Advertising                               | -                 | -                            | -                      | -                 | -                 | -                                   | -              |
| 4535   | Printing & Binding                        | -                 | -                            | -                      | -                 | -                 | -                                   | -              |
| 4536   | Insurance                                 | -                 | -                            | -                      | -                 | -                 | -                                   | -              |
| 4537   | Utilities                                 | -                 | -                            | -                      | -                 | -                 | -                                   | -              |
| 4538   | Repair & Maintenance                      | -                 | -                            | -                      | -                 | -                 | -                                   | -              |
| 4539   | Rentals                                   | -                 | -                            | -                      | -                 | -                 | -                                   | -              |
| 4540   | Equip. Fund Pmts.                         | -                 | -                            | -                      | -                 | -                 | -                                   | -              |
| 4541   | Postage                                   | -                 | -                            | -                      | -                 | -                 | -                                   | -              |
| 4666   | Books                                     | 431               | 1,410                        | 2,975                  | 2,975             | 2,925             | (50)                                | (1.68%)        |
| 4667   | Dues & Publications                       | 1,544             | 1,459                        | 2,000                  | 2,000             | 2,000             | -                                   | -              |
| 4999   | General Contingency                       | -                 | -                            | -                      | -                 | -                 | -                                   | -              |
| 5041   | Miscellaneous                             | 68                | 104                          | 500                    | 500               | 500               | -                                   | -              |
| 5045   | Depreciation                              | -                 | -                            | -                      | -                 | -                 | -                                   | -              |
| 5047   | Grants to Agencies                        | -                 | -                            | -                      | -                 | -                 | -                                   | -              |
|  | <b>Total Maint. and Operations</b>        | <b>\$ 20,901</b>  | <b>\$ 14,431</b>             | <b>\$ 35,875</b>       | <b>\$ 35,875</b>  | <b>\$ 35,780</b>  | <b>\$ (95)</b>                      | <b>(0.26%)</b> |
| <b><u>Capital Outlay &amp; Transfers</u></b> |   |                   |                              |                        |                   |                   |                                     |                |
| 8061   | Land                                      | -                 | -                            | -                      | -                 | -                 | -                                   | -              |
| 8062   | Buildings                                 | -                 | -                            | -                      | -                 | -                 | -                                   | -              |
| 8063   | Improvements                              | -                 | -                            | -                      | -                 | -                 | -                                   | -              |
| 8064   | Machinery & Equipment                     | -                 | -                            | -                      | -                 | -                 | -                                   | -              |
| 9090   | Transfers                                 | -                 | -                            | -                      | -                 | -                 | -                                   | -              |
|  | <b>Total Capital Outlay and Transfers</b> | <b>\$ -</b>       | <b>\$ -</b>                  | <b>\$ -</b>            | <b>\$ -</b>       | <b>\$ -</b>       | <b>\$ -</b>                         | <b>-</b>       |
|  | <b>Department Total:</b>                  | <b>\$ 421,975</b> | <b>\$ 367,625</b>            | <b>\$ 466,601</b>      | <b>\$ 466,601</b> | <b>\$ 464,975</b> | <b>\$ (1,626)</b>                   | <b>(0.35%)</b> |

**City of Kenai  
Fiscal Year 2027 Operating Budget**

**Fund: 001 - General Fund  
Department: 12 - Legal**

|   |   |
|---|---|
| <b>2026 Computer Software.</b> Includes annual fees for general office softwares.   | <b>4533 Travel &amp; Transportation.</b> Includes funds for continuing education of department staff, City Attorney automobile allowance, and travel related to litigation. |
| <b>4531 Professional Services.</b> Funds for outside legal council and process serving services should they be necessary. | <b>4666 Books.</b> Westlaw subscription, Alaska Rules of Court, Alaska Directory of Attorneys, Alaska State Statues, etc.   |

**City of Kenai  
Fiscal Year 2027 Operating Budget**

**Fund 001 – General Fund  
Department 413 – City Manager**

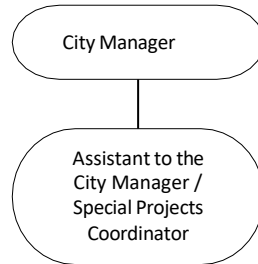
**Mission**

To serve the citizens of Kenai by supporting the City Council and leading City operations to ensure essential services, quality of life, future planning, and continuous service improvement that reflects community priorities.

**Functions & Responsibilities**

Under the City’s Charter, the City Council appoints the City Manager, who serves as the City Administrator. The City Manager is responsible for enforcing the City's laws and ordinances and overseeing all administrative departments, agencies, officers, and employees. Additionally, the City Manager oversees the City's budget, finances, and administrative operations, and provides policy recommendations and guidance to the City Council.

**Organizational Chart**



**Staffing**

| Position Title  | FY23 Actual |       | FY24 Actual |       | FY25 Actual |       | Projected FY26 |       | Proposed FY27 |       | Projected FY28 |       |
|---|-------------|-------|-------------|-------|-------------|-------|----------------|-------|---------------|-------|----------------|-------|
|   | FTE         | Grade | FTE         | Grade | FTE         | Grade | FTE            | Grade | FTE           | Grade | FTE            | Grade |
| City Manager  | 1           | NG    | 1           | NG    | 1           | NG    | 1              | NG    | 1             | NG    | 1              | NG    |
| Assistant to City Manager/ Special Projects Coordinator | 1           | 23    | 1           | 23    | 1           | 23    | 1              | 23    | 1             | 23    | 1              | 23    |
| Temporary Grant Writer                                  | 1           | T15   | 1           | T15   | -           | -     | -              | -     | -             | -     | -              | -     |

**Average Overtime Per Position (hours)**

| Position Title  | FY23 Actual | FY24 Actual | FY25 Actual | Projected FY26 | Proposed FY27 | Projected FY28 |
|---|-------------|-------------|-------------|----------------|---------------|----------------|
| City Manager  | N/A         | N/A         | N/A         | N/A            | N/A           | N/A            |
| Assistant to City Manager/ Special Projects Coordinator | 0           | 0           | 0           | 0              | 10            | 10             |
| Temporary Grant Writer                                  | -           | -           | -           | -              | -             | -              |

**Performance Measures**

| Fiscal Year                     | 2022 | 2023 | 2024 | 2025 | 2026* |
|---------------------------------|------|------|------|------|-------|
| Percent of Department Goals Met | 83%  | 86%  | 83%  | 85%  | 85%*  |

\*Projected Figures based on year-to-date information.

\*\*Estimated reduction COVID-19 Impact

**FY26 Department Goals Evaluation**

- Budget Preparation and Adoption.** The FY26 annual budget was prepared and presented to the City Council in compliance with applicable financial regulations and reporting standards. The adopted budget reflects Council priorities and supports essential services. The process was completed on schedule, with input from the department and Council direction.

  - Achieved.*
- Employee Engagement and Development.** Citywide training was provided through the Target Solutions platform, as well as Generative AI training and leadership development for Department Heads. Administration supported cross-departmental coordination through regular meetings, coordination of the Administrative Assistants Working Group, and the Annual Employee Appreciation Event.

  - Achieved.*
- Support Community Development.** Progress continued on initiatives related to quality of life, economic development, and land use. Administration collaborated on a joint Community Development Block Grant (CDBG) application to support infrastructure improvements for low-income and senior housing and met with federal, regional, and local partners regarding residential and commercial development. Review of subdivision, utility, and infrastructure standards is ongoing.

Meetings were coordinated with the Kenaitze Indian Tribe and the Salamatof Tribe. Business outreach was conducted along the Kenai Spur Highway corridor.

Administration supported the completion of the Kenai bronze bear sculpture project, securing a Rasmuson Foundation Grant. The sculpture was donated to the City in November and enhances the airport as a community gateway.

- Substantially Achieved. Ongoing.*

- Strengthen Communication and Public Engagement.** Regular department head meetings and policy coordination supported internal communication.

Administration managed the City’s first statistically valid community survey since 2007, prepared the annual State of the City presentation, and coordinated development of the City’s first Popular Annual Financial Report (PAFR) in partnership with Finance.

Public outreach included coordinated promotions with the City’s marketing consultant and the Kenai Chamber of Commerce and Visitor Center, as well as the continuation of the City’s radio advertising program. The Administration also supported the transition of the Challenger Center to City ownership.

- Achieved.*

## **FY27 Department Goals**

### **1. Budget Preparation and Adoption**

Prepare and present the annual budget to the City Council in compliance with financial regulations, reporting standards, and Council priorities.

### **2. Employee Engagement and Development**

Provide at least one professional development or training opportunity for all administrative staff to enhance efficiency, service delivery, and teamwork.

### **3. Support Community Development**

Advance community development initiatives aligned with *Imagine Kenai 2030* Goals (Goals 1–3: Quality of Life, Economic Development, and Land Use) and the 2025 Community Survey, including economic development, local business growth, infrastructure improvements, and housing affordability.

a) Implement at least one new policy or initiative to improve Kenai’s business-friendly environment.

b) Develop and present at least one development proposal to the City Council.

c) Launch at least three initiatives addressing survey-identified priorities: jobs, small business support, infrastructure, and housing availability/affordability.

## **Future Considerations**

The 2025 Community Survey demonstrated that Kenai residents prioritize jobs, economic development, local business support, infrastructure, and housing availability and affordability. Looking ahead, the potential Alaska LNG project could significantly impact the local economy, workforce, and infrastructure needs. The City Manager’s office will continue to focus on initiatives that support business growth, job creation, and essential services while ensuring public participation and effective administration in response to these evolving opportunities and community priorities.

City of Kenai  
Fiscal Year 2027 Operating Budget

Fund: 001 - General Fund  
Department: City Manager

| Account Number                               | Expense Description                       | FY2025 Actual     | Five year Historical Average | Original Budget FY2026 | Amended Budget    | Proposed FY2027   | Increase (Decrease) FY2026 Original | % Change      |
|--|---|-------------------|------------------------------|------------------------|-------------------|-------------------|-------------------------------------|---------------|
| <b><u>Salaries and Benefits</u></b>          |   |                   |                              |                        |                   |                   |                                     |               |
| 0100   | Salaries                                  | \$ 291,533        | \$ 261,948                   | \$ 303,557             | \$ 303,557        | \$ 314,589        | \$ 11,032                           | 3.63%         |
| 0200   | Overtime                                  | 77                | 15                           | 814                    | 814               | 844               | 30                                  | 3.69%         |
| 0250   | Holiday Pay                               | -                 | -                            | -                      | -                 | -                 | -                                   | -             |
| 0300   | Leave                                     | 10,782            | 6,612                        | 15,177                 | 15,177            | 15,685            | 508                                 | 3.35%         |
| 0400   | Medicare                                  | 4,318             | 3,860                        | 4,633                  | 4,633             | 4,802             | 169                                 | 3.65%         |
| 0450   | Social Security                           | -                 | 271                          | -                      | -                 | -                 | -                                   | -             |
| 0500   | PERS                                      | 64,153            | 56,844                       | 66,962                 | 66,962            | 69,396            | 2,434                               | 3.63%         |
| 0600   | Unemployment Insurance                    | -                 | 45                           | 1,598                  | 1,598             | 1,656             | 58                                  | 3.63%         |
| 0700   | Workers Compensation                      | 700               | 561                          | 671                    | 671               | 945               | 274                                 | 40.83%        |
| 0800   | Health & Life Insurance                   | 53,444            | 58,564                       | 53,444                 | 53,444            | 40,084            | (13,360)                            | (25.00%)      |
| 0900   | Supplemental Retirement                   | 9,504             | 5,089                        | 9,300                  | 9,300             | 9,300             | -                                   | -             |
|  | <b>Total Salaries &amp; Benefits</b>      | <b>\$ 434,511</b> | <b>\$ 393,809</b>            | <b>\$ 456,156</b>      | <b>\$ 456,156</b> | <b>\$ 457,301</b> | <b>\$ 1,145</b>                     | <b>0.25%</b>  |
| <b><u>Maintenance and Operations</u></b>     |   |                   |                              |                        |                   |                   |                                     |               |
| 2021   | Office Supplies                           | -                 | 42                           | 300                    | 300               | 300               | -                                   | -             |
| 2022   | Operating & Repair Supplies               | -                 | -                            | -                      | -                 | -                 | -                                   | -             |
| 2023   | Repair & Maintenance Supplies             | -                 | -                            | -                      | -                 | -                 | -                                   | -             |
| 2024   | Small Tools/Minor Equipment               | 955               | 1,432                        | 1,200                  | 1,200             | 1,300             | 100                                 | 8.33%         |
| 2026   | Computer Software                         | 1,322             | 1,314                        | 1,620                  | 1,620             | 2,250             | 630                                 | 38.89%        |
| 4531   | Professional Services                     | 37,420            | 60,280                       | 60,000                 | 60,000            | 95,000            | 35,000                              | 58.33%        |
| 4532   | Communications                            | 1,719             | 1,530                        | 2,440                  | 2,440             | 2,500             | 60                                  | 2.46%         |
| 4533   | Travel & Transportation                   | 11,203            | 9,505                        | 17,600                 | 13,700            | 17,600            | -                                   | -             |
| 4534   | Advertising                               | -                 | 968                          | 2,000                  | 2,000             | 2,000             | -                                   | -             |
| 4535   | Printing & Binding                        | -                 | -                            | -                      | -                 | -                 | -                                   | -             |
| 4536   | Insurance                                 | -                 | -                            | -                      | -                 | -                 | -                                   | -             |
| 4537   | Utilities                                 | -                 | -                            | -                      | -                 | -                 | -                                   | -             |
| 4538   | Repair & Maintenance                      | -                 | -                            | -                      | -                 | -                 | -                                   | -             |
| 4539   | Rentals                                   | -                 | -                            | -                      | -                 | -                 | -                                   | -             |
| 4540   | Equip. Fund Pmts.                         | -                 | -                            | -                      | -                 | -                 | -                                   | -             |
| 4541   | Postage                                   | -                 | -                            | -                      | -                 | -                 | -                                   | -             |
| 4666   | Books                                     | -                 | -                            | -                      | -                 | -                 | -                                   | -             |
| 4667   | Dues & Publications                       | 1,750             | 1,556                        | 1,900                  | 1,900             | 1,900             | -                                   | -             |
| 4999   | General Contingency                       | -                 | -                            | -                      | -                 | -                 | -                                   | -             |
| 5041   | Miscellaneous                             | 551               | 600                          | 500                    | 500               | 1,000             | 500                                 | 100.00%       |
| 5045   | Depreciation                              | -                 | -                            | -                      | -                 | -                 | -                                   | -             |
| 5047   | Grants to Agencies                        | -                 | -                            | -                      | -                 | -                 | -                                   | -             |
|  | <b>Total Maint. and Operations</b>        | <b>\$ 54,920</b>  | <b>\$ 77,227</b>             | <b>\$ 87,560</b>       | <b>\$ 83,660</b>  | <b>\$ 123,850</b> | <b>\$ 36,290</b>                    | <b>41.45%</b> |
| <b><u>Capital Outlay &amp; Transfers</u></b> |   |                   |                              |                        |                   |                   |                                     |               |
| 8061   | Land                                      | -                 | -                            | -                      | -                 | -                 | -                                   | -             |
| 8062   | Buildings                                 | -                 | -                            | -                      | -                 | -                 | -                                   | -             |
| 8063   | Improvements                              | -                 | -                            | -                      | -                 | -                 | -                                   | -             |
| 8064   | Machinery & Equipment                     | -                 | -                            | -                      | -                 | -                 | -                                   | -             |
| 9090   | Transfers                                 | -                 | -                            | -                      | -                 | -                 | -                                   | -             |
|  | <b>Total Capital Outlay and Transfers</b> | <b>\$ -</b>       | <b>\$ -</b>                  | <b>\$ -</b>            | <b>\$ -</b>       | <b>\$ -</b>       | <b>\$ -</b>                         | <b>-</b>      |
|  | <b>Department Total:</b>                  | <b>\$ 489,431</b> | <b>\$ 471,036</b>            | <b>\$ 543,716</b>      | <b>\$ 539,816</b> | <b>\$ 581,151</b> | <b>\$ 37,435</b>                    | <b>6.89%</b>  |

**City of Kenai  
Fiscal Year 2027 Operating Budget**

**Fund: 001 - General Fund  
Department: 13 - City Manager**

|  |  |
|--|--|
| <b>2024 Small Tools/Minor Equipment.</b> Charge for 4 computer replacements.     | <b>4531 Professional Services.</b> Marketing and tourism professional services and Strategic Plan Development.                       |
| <b>2026 Computer Software.</b> Includes annual fees for general office software. | <b>4533 Travel &amp; Transportation.</b> Car allowance, training and travel expenses for City Manager and Assistant to City Manager. |

**City of Kenai  
Fiscal Year 2027 Operating Budget**

**Fund 001 – General Fund  
Department 414 – Human  
Resources**

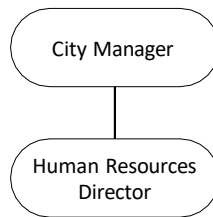
**Mission**

The Human Resources Department is committed to developing, implementing, and continually improving human resource services, practices, and programs that support the City’s goals and its employees in a fair and equitable manner.

**Functions & Responsibilities**

The Human Resources Department is responsible for directing, coordinating, and administering the City’s human resources processes, functions, and activities, including recruitment and retention of qualified employees, benefits administration, employee relations, training, performance management, leadership consultation, and employment law compliance as well as providing consistent and comprehensive professional Human Resources support to employees and supervisors.

**Organizational Chart**



**Staffing**

| Position Title | FY23 Actual |       | FY24 Actual |       | FY25 Actual |       | FY26 Actual |       | Proposed FY27 |       | Projected FY28 |       |
|----------------|-------------|-------|-------------|-------|-------------|-------|-------------|-------|---------------|-------|----------------|-------|
|                | FTE         | Grade | FTE         | Grade | FTE         | Grade | FTE         | Grade | FTE           | Grade | FTE            | Grade |
| HR Director    | 1           | 23    | 1           | 23    | 1           | 23    | 1           | 23    | 1             | 23    | 1              | 23    |

**Performance Measures**

| Calendar Year   | 2022    | 2023    | 2024 | 2025 | 2026* |
|---|---------|---------|------|------|-------|
| Total Recruitments<br>Regular Full-time & Part-time Positions           | 26      | 25      | 22   | 27   | 25    |
| Annual Turnover Rate<br>Regular Full-time & Part-time Positions         | 21%     | 19%     | 17%  | 19%  | 18%   |
| Average Number of Applicants<br>Regular Full-time & Part-time Positions | 9       | 13      | 14   | 16   | 15    |
| Average Number of Days to Fill<br>Vacant Positions                      | No Data | No Data | 70   | 69   | 68    |

*\*Projected Figures based on year-to-date information.*

## **FY26 Department Goals Evaluation**

The following goals supported Imagine Kenai: 2030 City of Kenai Comprehensive Plan Goal 4 – Provide adequate public improvements and services in Kenai, as they directly support the efficiency, effectiveness, and compliance of City operations.

1. Conduct a review of Human Resources policies and procedures, update at least 10 key policies, and implement necessary changes with clear employee communication and training to ensure compliance and best practices.
  - *Achieved.*
2. Develop and distribute a Supervisor Guidebook covering key management topics, to provide supervisors with guidance on City policies and best practices.
  - *Achieved*
3. Organize, catalog, and properly label all active and archived employee files, using RMS SIMPLE Records Manager to ensure compliance with record retention policies, improve accessibility of records, and prepare records for future digitization.
  - *Substantially Achieved. Employee files have been organized, cataloged, and properly labeled. Entry of files into the RMS SIMPLE Records Manager has begun and will continue.*

## **FY27 Department Goals**

The following goals continue to support the Comprehensive Plan Goal 4 by enhancing workforce effectiveness and operational compliance.

1. Create a comprehensive HR Desk Manual documenting key processes, procedures, and responsibilities within the Human Resources Department. The manual will serve as a reference for current staff, support continuity in the event of turnover or absences, and provide a foundation for onboarding and cross-training.
2. Partner with the Alaska Public Risk Alliance (APRA) to provide supervisor training. Coordinate with APRA to offer at least two training sessions in FY27 with a goal of at least 90% supervisor participation.
3. Establish a standardized process for digitizing archived employee files and scanning them into Laserfiche, completing approximately 50-75 files per quarter, maintaining accurate indexing and compliance with retention standards.

## **Future Considerations**

Ensuring continuity of operations is a key priority for the City. Human Resources can support this by documenting key processes, maintaining up-to-date procedures, and facilitating cross-training initiatives to help preserve institutional knowledge and minimize operational disruptions.

The Human Resources Department is currently staffed by one employee, which meets FY27 needs. However, as recruitment, onboarding, performance evaluations, supervisor training, records management, benefits administration, and compliance responsibilities continue to grow, additional part-time support may be needed in the future to maintain coverage during absences and support ongoing operational efficiency.

City of Kenai  
Fiscal Year 2027 Operating Budget

Fund: 001 - General Fund  
Department: Human Resources

| Account Number                               | Expense Description                       | FY2025 Actual     | Five year Historical Average | Original Budget FY2026 | Amended Budget    | Proposed FY2027   | Increase (Decrease) FY2026 Original | % Change     |
|--|---|-------------------|------------------------------|------------------------|-------------------|-------------------|-------------------------------------|--------------|
| <b><u>Salaries and Benefits</u></b>          |   |                   |                              |                        |                   |                   |                                     |              |
| 0100   | Salaries                                  | \$ 111,293        | \$ 101,647                   | \$ 116,855             | \$ 116,855        | \$ 122,730        | \$ 5,875                            | 5.03%        |
| 0200   | Overtime                                  | -                 | -                            | -                      | -                 | -                 | -                                   | -            |
| 0250   | Holiday Pay                               | -                 | -                            | -                      | -                 | -                 | -                                   | -            |
| 0300   | Leave                                     | -                 | 37                           | 3,134                  | 3,134             | 3,286             | 152                                 | 4.85%        |
| 0400   | Medicare                                  | 1,647             | 1,466                        | 1,740                  | 1,740             | 1,828             | 88                                  | 5.06%        |
| 0450   | Social Security                           | -                 | -                            | -                      | -                 | -                 | -                                   | -            |
| 0500   | PERS                                      | 24,484            | 22,365                       | 25,708                 | 25,708            | 27,001            | 1,293                               | 5.03%        |
| 0600   | Unemployment Insurance                    | -                 | 51                           | 600                    | 600               | 630               | 30                                  | 5.00%        |
| 0700   | Workers Compensation                      | 267               | 222                          | 302                    | 302               | 360               | 58                                  | 19.21%       |
| 0800   | Health & Life Insurance                   | 26,722            | 26,423                       | 26,722                 | 26,722            | 20,042            | (6,680)                             | (25.00%)     |
| 0900   | Supplemental Retirement                   | 2,325             | 1,686                        | 2,325                  | 2,325             | 2,325             | -                                   | -            |
|  | <b>Total Salaries &amp; Benefits</b>      | <b>\$ 166,738</b> | <b>\$ 153,897</b>            | <b>\$ 177,386</b>      | <b>\$ 177,386</b> | <b>\$ 178,202</b> | <b>\$ 816</b>                       | <b>0.46%</b> |
| <b><u>Maintenance and Operations</u></b>     |   |                   |                              |                        |                   |                   |                                     |              |
| 2021   | Office Supplies                           | 98                | 168                          | 500                    | 500               | 500               | -                                   | -            |
| 2022   | Operating & Repair Supplies               | -                 | -                            | -                      | -                 | -                 | -                                   | -            |
| 2023   | Repair & Maintenance Supplies             | -                 | -                            | -                      | -                 | -                 | -                                   | -            |
| 2024   | Small Tools/Minor Equipment               | 603               | 1,185                        | 300                    | 300               | 325               | 25                                  | 8.33%        |
| 2026   | Computer Software                         | 6,425             | 5,685                        | 6,780                  | 6,780             | 7,130             | 350                                 | 5.16%        |
| 4531   | Professional Services                     | 5,201             | 6,362                        | 300                    | 300               | 500               | 200                                 | 66.67%       |
| 4532   | Communications                            | 748               | 698                          | 970                    | 970               | 985               | 15                                  | 1.55%        |
| 4533   | Travel & Transportation                   | 4,527             | 2,436                        | 5,750                  | 5,750             | 5,950             | 200                                 | 3.48%        |
| 4534   | Advertising                               | 148               | 331                          | 750                    | 750               | 450               | (300)                               | (40.00%)     |
| 4535   | Printing & Binding                        | -                 | -                            | -                      | -                 | -                 | -                                   | -            |
| 4536   | Insurance                                 | -                 | -                            | -                      | -                 | -                 | -                                   | -            |
| 4537   | Utilities                                 | -                 | -                            | -                      | -                 | -                 | -                                   | -            |
| 4538   | Repair & Maintenance                      | -                 | -                            | -                      | -                 | -                 | -                                   | -            |
| 4539   | Rentals                                   | -                 | -                            | -                      | -                 | -                 | -                                   | -            |
| 4540   | Equip. Fund Pmts.                         | -                 | -                            | -                      | -                 | -                 | -                                   | -            |
| 4541   | Postage                                   | -                 | -                            | -                      | -                 | -                 | -                                   | -            |
| 4666   | Books                                     | -                 | -                            | -                      | -                 | -                 | -                                   | -            |
| 4667   | Dues & Publications                       | 475               | 364                          | 600                    | 600               | 549               | (51)                                | (8.50%)      |
| 4999   | General Contingency                       | -                 | -                            | -                      | -                 | -                 | -                                   | -            |
| 5041   | Miscellaneous                             | 11,703            | 4,049                        | 12,000                 | 12,000            | 12,000            | -                                   | -            |
| 5045   | Depreciation                              | -                 | -                            | -                      | -                 | -                 | -                                   | -            |
| 5047   | Grants to Agencies                        | -                 | -                            | -                      | -                 | -                 | -                                   | -            |
|  | <b>Total Maint. and Operations</b>        | <b>\$ 29,928</b>  | <b>\$ 21,278</b>             | <b>\$ 27,950</b>       | <b>\$ 27,950</b>  | <b>\$ 28,389</b>  | <b>\$ 439</b>                       | <b>1.57%</b> |
| <b><u>Capital Outlay &amp; Transfers</u></b> |   |                   |                              |                        |                   |                   |                                     |              |
| 8061   | Land                                      | -                 | -                            | -                      | -                 | -                 | -                                   | -            |
| 8062   | Buildings                                 | -                 | -                            | -                      | -                 | -                 | -                                   | -            |
| 8063   | Improvements                              | -                 | -                            | -                      | -                 | -                 | -                                   | -            |
| 8064   | Machinery & Equipment                     | -                 | -                            | -                      | -                 | -                 | -                                   | -            |
| 9090   | Transfers                                 | -                 | -                            | -                      | -                 | -                 | -                                   | -            |
|  | <b>Total Capital Outlay and Transfers</b> | <b>\$ -</b>       | <b>\$ -</b>                  | <b>\$ -</b>            | <b>\$ -</b>       | <b>\$ -</b>       | <b>\$ -</b>                         | <b>-</b>     |
|  | <b>Department Total:</b>                  | <b>\$ 196,666</b> | <b>\$ 175,175</b>            | <b>\$ 205,336</b>      | <b>\$ 205,336</b> | <b>\$ 206,591</b> | <b>\$ 1,255</b>                     | <b>0.61%</b> |

City of Kenai  
Fiscal Year 2027 Operating Budget

Fund: 001 - General Fund  
Department: 14 - Human Resources

|   |   |
|---|---|
| <b>2021 Office Supplies.</b> Miscellaneous supplies.            | <b>4534 Advertising.</b> Advertising for Job Fair.  |
| <b>4531 Professional Services.</b> Consulting.                  | <b>4667 Dues &amp; Publications.</b> SHRM annual membership and PRH recertification exam fee. |
| <b>4533 Travel &amp; Transportation.</b> Travel for Conference. | <b>5041 Miscellaneous.</b> Education Assistance Program.                                      |

**City of Kenai  
Fiscal Year 2027 Operating Budget**

**Fund 001 – General Fund  
Department 415 – Finance**

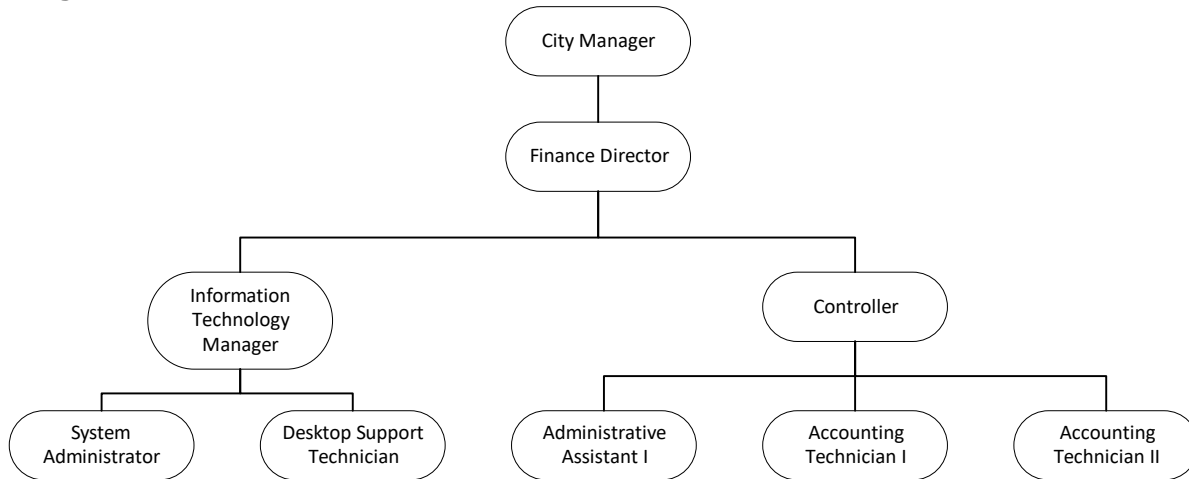
**Mission**

To provide timely, accurate, clear, and complete information and support to other city departments, citizens, and the City Council for the purpose of making informed financial decisions.

**Functions & Responsibilities**

The Finance Department is responsible for the financial and budgetary operations of the City and the operations of the City’s information technology network. The Finance Department processes purchase orders, issues vendor checks, processes the citywide payroll, compiles the budget, processes all accounts receivable transactions, including the water and sewer utility bills, and invests the City’s money. The department is involved in numerous day-to-day activities of City operations, including special assessments, land sales, land leases, personnel matters, insurance, pensions, and general accounting.

**Organizational Chart**



**Staffing**

| Position Title             | FY23 Actual |       | FY24 Actual |       | FY25 Actual |       | Projected FY26 |       | Proposed FY27 |       | Projected FY28 |       |
|----------------------------|-------------|-------|-------------|-------|-------------|-------|----------------|-------|---------------|-------|----------------|-------|
|                            | FTE         | Grade | FTE         | Grade | FTE         | Grade | FTE            | Grade | FTE           | Grade | FTE            | Grade |
| Finance Director           | 1           | 29    | 1           | 29    | 1           | 28    | 1              | 28    | 1             | 28    | 1              | 28    |
| Controller                 | 1           | 25    | 1           | 25    | 1           | 25    | 1              | 25    | 1             | 25    | 1              | 25    |
| IT Manager                 | 1           | 23    | 1           | 23    | .98         | 23    | .98            | 23    | .98           | 23    | .98            | 23    |
| IT System Administrator    | -           | -     | -           | -     | -           | -     | -              | -     | 1             | 19    | 1              | 19    |
| Desktop Support Technician | .5          | 13    | .5          | 13    | .58         | 15    | .58            | 15    | .58           | 15    | .58            | 15    |
| Accounting Tech II         | 1           | 16    | 1           | 16    | 1           | 16    | 1              | 16    | 1             | 16    | 1              | 16    |
| Accounting Tech I          | .5          | 15    | .5          | 15    | .5          | 14    | .5             | 14    | .5            | 14    | .5             | 14    |
| Administrative Assistant I | .32         | 13    | .32         | 13    | .32         | 13    | .32            | 13    | .32           | 13    | .32            | 13    |
| IT Intern                  | .1          | T6    | -           | T6    | -           | T6    | -              | T6    | -             | T6    | -              | T6    |

### Average Overtime Per Position (hours)

| Position Title             | FY23 Actual | FY24 Actual | FY25 Actual | FY26 Budgeted | FY27 Requested | FY28 Projected |
|----------------------------|-------------|-------------|-------------|---------------|----------------|----------------|
| Finance Director           | N/A         | N/A         | N/A         | N/A           | N/A            | N/A            |
| Controller                 | N/A         | N/A         | N/A         | N/A           | N/A            | N/A            |
| IT Manager                 | 24          | 4           | 10          | 45            | 20             | 20             |
| Desktop Support Technician | 0           | 0           | 0           | 0             | 0              | 0              |
| Accounting Tech II         | 0           | 0           | 2.76        | 0             | 0              | 0              |
| Accounting Tech I          | 0           | 0           | 4           | 10            | 10             | 10             |
| Administrative Assistant I | 0           | 0           | 0           | 0             | 0              | 0              |

### Performance Measures

| Fiscal Year          | 2022   | 2023   | 2024   | 2025   | 2026*  |
|----------------------|--------|--------|--------|--------|--------|
| Purchase Orders      | 2,279  | 2,392  | 2,490  | 2,546  | 2,475  |
| Vendor Checks        | 2,908  | 3,279  | 3,180  | 2,953  | 2,796  |
| Payroll Checks       | 3,534  | 4,580  | 4,625  | 4,135  | 3,842  |
| Utility Customers    | 2,033  | 2,044  | 2,050  | 2,080  | 2,095  |
| Paper Invoices       | 21,321 | 20,988 | 20,712 | 19,886 | 19,711 |
| Electronic Invoices  | 4,816  | 5,380  | 5,868  | 6,504  | 6,955  |
| Customers on AutoPay | 897    | 919    | 1,000  | 1,025  | 1,046  |
| Federal Grants       | 24     | 13     | 12     | 11     | 9      |
| State Grants         | 5      | 7      | 7      | 7      | 6      |
| FTE's per IT Staff   | 69     | 76     | 76     | 76     | 48     |

\*Projected Figures based on year-to-date information.

### FY26 Department Goals Evaluation

- The IT department will evaluate the cybersecurity assessment, recommend, and implement cybersecurity improvements.
  - Achieved. The cybersecurity plan is on track. We selected a vendor to develop and document a Disaster Recovery Plan. Policies are being developed. Continual ongoing project.*
- Complete the automation of the P-card process and update the P-card policy to support the process.
  - Not Achieved. This was paused until our banking services RFP process is completed. This will allow us to ensure our system aligns with the selected bank. Continual ongoing project.*
- Complete the documentation of 10 department policies and procedures in FY26, with a goal of completing the remaining policies and procedures in FY27.
  - Achieved.*

### FY27 Department Goals

- Implement changes in cybersecurity improvements, completing the FY26 goals outlined in the Cyber Security Remediation Plan.
- Complete the automation of the P-card process and update the P-card policy to support the process.
- Complete the documentation of 10 department policies and procedures in FY27.

## **Future Considerations**

The Finance Department currently operates with Accounting Technician positions and a Controller, without an intermediate professional accounting-level position. As financial reporting requirements, internal control expectations, and analytical responsibilities continue to expand, the Department will need to evaluate adding an Accountant position to provide professional-level accounting support between the Accounting Technicians and the Controller. Establishing this position would strengthen financial oversight, enhance the Department's capacity to perform complex reconciliations and financial reporting functions, and support operational continuity and succession planning. While funding for this position is not proposed in the current budget cycle, it may be considered in future budget discussions as the City evaluates long-term staffing needs within the Finance Department.

City of Kenai  
Fiscal Year 2027 Operating Budget

Fund: 001 - General Fund  
Department: Finance

| Account Number                               | Expense Description                       | FY2025 Actual     | Five year Historical Average | Original Budget FY2026 | Amended Budget      | Proposed FY2027     | Increase (Decrease) FY2026 Original | % Change      |
|--|---|-------------------|------------------------------|------------------------|---------------------|---------------------|-------------------------------------|---------------|
| <b><u>Salaries and Benefits</u></b>          |   |                   |                              |                        |                     |                     |                                     |               |
| 0100   | Salaries                                  | \$ 520,849        | \$ 470,518                   | \$ 508,317             | \$ 508,317          | \$ 627,148          | \$ 118,831                          | 23.38%        |
| 0200   | Overtime                                  | 1,059             | 979                          | 215                    | 215                 | 1,959               | 1,744                               | 811.16%       |
| 0250   | Holiday Pay                               | -                 | -                            | -                      | -                   | -                   | -                                   | -             |
| 0300   | Leave                                     | 18,707            | 8,971                        | 16,587                 | 16,587              | 21,793              | 5,206                               | 31.39%        |
| 0400   | Medicare                                  | 7,688             | 6,828                        | 7,614                  | 7,614               | 9,439               | 1,825                               | 23.97%        |
| 0450   | Social Security                           | 727               | 472                          | -                      | -                   | -                   | -                                   | -             |
| 0500   | PERS                                      | 112,021           | 101,235                      | 111,877                | 111,877             | 138,404             | 26,527                              | 23.71%        |
| 0600   | Unemployment Insurance                    | -                 | 217                          | 2,626                  | 2,626               | 3,255               | 629                                 | 23.95%        |
| 0700   | Workers Compensation                      | 934               | 877                          | 1,322                  | 1,322               | 1,859               | 537                                 | 40.62%        |
| 0800   | Health & Life Insurance                   | 126,288           | 124,066                      | 125,350                | 125,350             | 116,093             | (9,257)                             | (7.38%)       |
| 0900   | Supplemental Retirement                   | 18,825            | 10,725                       | 17,150                 | 17,150              | 19,397              | 2,247                               | 13.10%        |
|  | <b>Total Salaries &amp; Benefits</b>      | <b>\$ 807,098</b> | <b>\$ 724,888</b>            | <b>\$ 791,058</b>      | <b>\$ 791,058</b>   | <b>\$ 939,347</b>   | <b>\$ 148,289</b>                   | <b>18.75%</b> |
| <b><u>Maintenance and Operations</u></b>     |   |                   |                              |                        |                     |                     |                                     |               |
| 2021   | Office Supplies                           | 2,919             | 3,337                        | 5,000                  | 5,000               | 5,000               | -                                   | -             |
| 2022   | Operating & Repair Supplies               | -                 | -                            | -                      | -                   | -                   | -                                   | -             |
| 2023   | Repair & Maintenance Supplies             | -                 | -                            | -                      | -                   | -                   | -                                   | -             |
| 2024   | Small Tools/Minor Equipment               | 4,747             | 5,357                        | 4,900                  | 5,232               | 13,275              | 8,375                               | 170.92%       |
| 2026   | Computer Software                         | 51,359            | 39,713                       | 59,585                 | 59,585              | 61,705              | 2,120                               | 3.56%         |
| 4531   | Professional Services                     | 105,693           | 78,441                       | 109,954                | 109,954             | 128,850             | 18,896                              | 17.19%        |
| 4532   | Communications                            | 2,625             | 2,803                        | 3,660                  | 3,660               | 4,470               | 810                                 | 22.13%        |
| 4533   | Travel & Transportation                   | 6,828             | 7,512                        | 19,430                 | 19,430              | 21,690              | 2,260                               | 11.63%        |
| 4534   | Advertising                               | 542               | 584                          | 800                    | 800                 | 800                 | -                                   | -             |
| 4535   | Printing & Binding                        | 893               | 221                          | 7,500                  | 7,500               | 7,500               | -                                   | -             |
| 4536   | Insurance                                 | -                 | -                            | -                      | -                   | -                   | -                                   | -             |
| 4537   | Utilities                                 | -                 | -                            | -                      | -                   | -                   | -                                   | -             |
| 4538   | Repair & Maintenance                      | -                 | -                            | -                      | -                   | -                   | -                                   | -             |
| 4539   | Rentals                                   | -                 | -                            | -                      | -                   | -                   | -                                   | -             |
| 4540   | Equip. Fund Pmts.                         | -                 | -                            | -                      | -                   | -                   | -                                   | -             |
| 4541   | Postage                                   | -                 | -                            | -                      | -                   | -                   | -                                   | -             |
| 4666   | Books                                     | -                 | -                            | -                      | -                   | -                   | -                                   | -             |
| 4667   | Dues & Publications                       | 630               | 952                          | 2,040                  | 2,040               | 2,040               | -                                   | -             |
| 4999   | General Contingency                       | -                 | -                            | -                      | -                   | -                   | -                                   | -             |
| 5041   | Miscellaneous                             | 56                | 158                          | 500                    | 500                 | 500                 | -                                   | -             |
| 5045   | Depreciation                              | -                 | -                            | -                      | -                   | -                   | -                                   | -             |
| 5047   | Grants to Agencies                        | -                 | -                            | -                      | -                   | -                   | -                                   | -             |
|  | <b>Total Maint. and Operations</b>        | <b>\$ 176,292</b> | <b>\$ 139,078</b>            | <b>\$ 213,369</b>      | <b>\$ 213,701</b>   | <b>\$ 245,830</b>   | <b>\$ 32,461</b>                    | <b>15.21%</b> |
| <b><u>Capital Outlay &amp; Transfers</u></b> |   |                   |                              |                        |                     |                     |                                     |               |
| 8061   | Land                                      | -                 | -                            | -                      | -                   | -                   | -                                   | -             |
| 8062   | Buildings                                 | -                 | -                            | -                      | -                   | -                   | -                                   | -             |
| 8063   | Improvements                              | -                 | -                            | -                      | -                   | -                   | -                                   | -             |
| 8064   | Machinery & Equipment                     | -                 | -                            | -                      | -                   | -                   | -                                   | -             |
| 9090   | Transfers                                 | -                 | -                            | -                      | -                   | -                   | -                                   | -             |
|  | <b>Total Capital Outlay and Transfers</b> | <b>\$ -</b>       | <b>\$ -</b>                  | <b>\$ -</b>            | <b>\$ -</b>         | <b>\$ -</b>         | <b>\$ -</b>                         | <b>-</b>      |
|  | <b>Department Total:</b>                  | <b>\$ 983,390</b> | <b>\$ 863,966</b>            | <b>\$ 1,004,427</b>    | <b>\$ 1,004,759</b> | <b>\$ 1,185,177</b> | <b>\$ 180,750</b>                   | <b>18.00%</b> |

**City of Kenai  
Fiscal Year 2027 Operating Budget**

**Fund: 001 - General Fund  
Department: 15 - Finance**

**2024 Small Tools/Minor Equipment.** Charge for (7) seven computers and miscellaneous other items. Accounts payable replacement printer.

**2026 Computer Software.** Includes annual fees for general office software's, Caselle financial management software, Laserfiche LSAP software and various software's to support the City's IT Manager. Also includes IT subscriptions for software, Adobe, Microsoft and Server Cals and Laserfiche LSAP costs.

**4531 Professional Services.** FICA Administration fees, online sales tax commission fees and Laserfiche support. Special Project: Website Redesign \$10,000.

**4533 Travel & Transportation.** Car allowance. Funds for continuing education of department staff including travel for the City's Finance Director to annual conferences, IT Manager and Help Desk Tech to specialized training and one accounting staff travel to annual Caselle user conference. Laserfiche annual conference travel.

**4535 Printing & Binding.** City PAFR (Popular Annual Financial Report).

**4667 Dues & Publications.** Includes funds for professional organization dues for the Finance Director and Controller and certification fees for the Annual Budget and Annual Comprehensive Financial Report.

**City of Kenai  
Fiscal Year 2027 Operating Budget**

**Fund 001 – General Fund  
Department 416 – Land Administration**

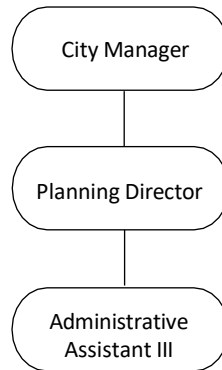
**Mission**

To coordinate, promote, implement, and conserve City land and resources consistent with the City’s priorities and public policy.

**Functions & Responsibilities**

City-owned lands and tidelands are managed pursuant to Kenai Municipal Code, Title 21 – *City Airport Reserve Lands* and Title 22 *City-Owned Lands* through the City Manager’s Office in coordination with the Planning and Zoning Department.

**Organizational Chart**



**Staffing**

| Position Title               | FY23 Actual |       | FY24 Actual |       | FY25 Actual |       | Projected FY26 |       | Proposed FY27 |       | Projected FY28 |       |
|------------------------------|-------------|-------|-------------|-------|-------------|-------|----------------|-------|---------------|-------|----------------|-------|
|                              | FTE         | Grade | FTE         | Grade | FTE         | Grade | FTE            | Grade | FTE           | Grade | FTE            | Grade |
| Planning Director            | N/A         | N/A   | N/A         | N/A   | N/A         | N/A   | .05            | 24    | .05           | 24    | .05            | 24    |
| Administrative Assistant III | N/A         | N/A   | N/A         | N/A   | N/A         | N/A   | .5             | 15    | .75           | 15    | .75            | 15    |

**Performance Measures**

| Fiscal Year                 | 2022 | 2023 | 2024 | 2025 | 2026* |
|-----------------------------|------|------|------|------|-------|
| Existing Leases             | 19   | 22   | 22   | 24   | 20    |
| New Leases                  | 1    | 0    | 2    | 0    | 0     |
| Lease Amendments/Extensions | 2    | 2    | 4    | 0    | 0     |
| Lease Terminations          | 0    | 0    | 0    | 0    | 1     |
| Land Acquisitions           | 4    | 0    | 2    | 0    | 0     |
| Land Sales/Donations        | 4    | 0    | 2    | 12   | 0     |
| Special Use Permits         | 4    | 4    | 5    | 5    | 2     |
| Shore Fisheries             | 10   | 10   | 10   | 10   | 10    |

*Note: General Fund Land does not include Airport Lands.*

*\*Projected Figures based on year-to-date information*

## Airport Fund Leases

| Fiscal Year                         | 2022 | 2023 | 2024 | 2025 | 2026* |
|-------------------------------------|------|------|------|------|-------|
| Existing Leases                     | 65   | 42   | 42   | 43   | 42    |
| New Leases                          | 5    | 0    | 4    | 2    | 2     |
| Lease Amendments/Extensions         | -    | 6    | 4    | 0    | 0     |
| Lease Terminations                  | 1    | 1    | 3    | 1    | 0     |
| Land Acquisitions                   | 0    | 0    | 0    | 0    | 0     |
| Development Incentives Applications | 2    | 1    | 2    | 3    | 0     |
| Land Sales                          | 2    | 0    | 4    | 2    | 0     |
| Special Use Permits                 | 2    | 1    | 2    | 2    | 4     |

\*Projected Figures based on year-to-date information.

## FY26 Department Goals Evaluation

1. Create an interactive GIS map (and a printed companion map) of all city-owned properties identified in the Land Management Plan with detailed information on each parcel.
  - *Achieved. This map is also being used to determine subsurface mineral rights and track which City-owned lands have been released by the FAA to date. Expected final draft in Spring 2026.*
2. Recreate the Airport Reserve Lease App (GIS map) of available lease parcels.
  - *Not Achieved. Awaiting the final Airport Layout Plan from the consultant working on the Airport Master Plan. One property is available as of February 2026.*
3. Create and update a comprehensive GIS map of all city lands to support internal operations, project planning and management, and reporting.
  - *Achieved. This map is also being used to determine subsurface mineral rights and track which City-owned lands have been released by the FAA to date. Expected final draft in Spring 2026.*
4. Review and update the 2016 Comprehensive Plan and Official Zoning Map to ensure compatibility and consistency between the Land Use Plan and Land Management Plan.
  - *Achieved. Rezoning efforts in 2025 and 2026 are moving the City toward better alignment.*
5. Consider incentives to encourage infill and redevelopment of vacant properties and buildings and ensure they support the intent of Code for City-owned lands and put findings into a report to be submitted to the Planning & Zoning Commission.
  - *Not Achieved. Deferred goal to FY2027.*
6. Strategize actions for undeveloped subdivisions, including the examination of parcel layouts that may no longer be optimal, and strategize ways to attract development of unfinished subdivisions and put findings into a report to be submitted to the Planning & Zoning Commission.
  - *Partially Achieved. Working with the developer to make Dena'ina Point subdivision a viable project.*

7. Market the availability of parcels for lease and communicate development incentives and leases with option to purchase by updating the City Lease Lands Brochure.
  - *Partially Achieved. Need drone aerial imagery for newly updated brochure. Anticipated completion in Spring or Summer 2026, may be completed in early FY2027, pending weather and drone availability.*
8. Configure an existing software subscription to manage leases and implement a solution to streamline the City's process of lease management.
  - *Not Achieved. The lease database has been reconfigured and updated. Once the database is completed, automated reminders will be set up for the Lands Management Analyst and the Planning Director in the Monday.com task management software.*

### **FY27 Department Goals**

1. Complete & Implement new Lease Database with hyperlinks to fully digitized lease files.
2. Create an interactive map for available lands within the City of Kenai.
3. Review and suggest updates to Titles 21 & 22.

### **Future Considerations**

An update to the City of Kenai Land Management Inventory and Land Management Plan is needed to ensure an accurate picture of what lands the city manages. Additional considerations would include an economic development webpage showcasing city-owned properties, as well as other privately held vacant lands ready for improvements or divestment.

Further work is needed to ensure that the Kenai Municipal Airport and the City of Kenai Planning & Zoning Department have accurate, up-to-date mapping and land records. This will streamline project planning processes and make data sharing easier during the development of various Master Plans and the upcoming update to the City's Comprehensive Plan.

City of Kenai  
Fiscal Year 2027 Operating Budget

Fund: 001 - General Fund  
Department: Land Administration

| Account Number                               | Expense Description                       | FY2025 Actual    | Five year Historical Average | Original Budget FY2026 | Amended Budget    | Proposed FY2027   | Increase (Decrease) FY2026 Original | % Change       |
|--|---|------------------|------------------------------|------------------------|-------------------|-------------------|-------------------------------------|----------------|
| <b><u>Salaries and Benefits</u></b>          |   |                  |                              |                        |                   |                   |                                     |                |
| 0100   | Salaries                                  | \$ -             | \$ -                         | \$ 37,285              | \$ 37,285         | \$ 55,655         | \$ 18,370                           | 49.27%         |
| 0200   | Overtime                                  | -                | -                            | -                      | -                 | -                 | -                                   | -              |
| 0250   | Holiday Pay                               | -                | -                            | -                      | -                 | -                 | -                                   | -              |
| 0300   | Leave                                     | -                | -                            | 574                    | 574               | 1,012             | 438                                 | 76.31%         |
| 0400   | Medicare                                  | -                | -                            | 549                    | 549               | 821               | 272                                 | 49.54%         |
| 0450   | Social Security                           | -                | -                            | -                      | -                 | -                 | -                                   | -              |
| 0500   | PERS                                      | -                | -                            | 8,203                  | 8,203             | 12,244            | 4,041                               | 49.26%         |
| 0600   | Unemployment Insurance                    | -                | -                            | 189                    | 189               | 283               | 94                                  | 49.74%         |
| 0700   | Workers Compensation                      | -                | -                            | 96                     | 96                | 162               | 66                                  | 68.75%         |
| 0800   | Health & Life Insurance                   | -                | -                            | 14,697                 | 14,697            | 16,033            | 1,336                               | 9.09%          |
| 0900   | Supplemental Retirement                   | -                | -                            | 2,441                  | 2,441             | 1,860             | (581)                               | (23.80%)       |
|  | <b>Total Salaries &amp; Benefits</b>      | <b>\$ -</b>      | <b>\$ -</b>                  | <b>\$ 64,034</b>       | <b>\$ 64,034</b>  | <b>\$ 88,070</b>  | <b>\$ 24,036</b>                    | <b>37.54%</b>  |
| <b><u>Maintenance and Operations</u></b>     |   |                  |                              |                        |                   |                   |                                     |                |
| 2021   | Office Supplies                           | -                | 79                           | 200                    | 200               | 200               | -                                   | -              |
| 2022   | Operating & Repair Supplies               | -                | -                            | -                      | -                 | -                 | -                                   | -              |
| 2023   | Repair & Maintenance Supplies             | -                | -                            | -                      | -                 | -                 | -                                   | -              |
| 2024   | Small Tools/Minor Equipment               | -                | 70                           | -                      | 10,000            | -                 | -                                   | -              |
| 2026   | Computer Software                         | -                | -                            | -                      | -                 | 1,000             | 1,000                               | -              |
| 4531   | Professional Services                     | 45,958           | 29,679                       | 12,000                 | 50,960            | 32,000            | 20,000                              | 166.67%        |
| 4532   | Communications                            | -                | -                            | -                      | 200               | 720               | 720                                 | -              |
| 4533   | Travel & Transportation                   | -                | -                            | -                      | -                 | 180               | 180                                 | -              |
| 4534   | Advertising                               | 343              | 233                          | 250                    | 2,050             | 2,000             | 1,750                               | 700.00%        |
| 4535   | Printing & Binding                        | -                | 59                           | 250                    | 250               | 750               | 500                                 | 200.00%        |
| 4536   | Insurance                                 | -                | -                            | -                      | 16,000            | 16,000            | 16,000                              | -              |
| 4537   | Utilities                                 | 1,135            | 957                          | 3,300                  | 56,980            | 89,450            | 86,150                              | 2,610.61%      |
| 4538   | Repair & Maintenance                      | -                | -                            | -                      | 4,770             | -                 | -                                   | -              |
| 4539   | Rentals                                   | -                | -                            | -                      | -                 | -                 | -                                   | -              |
| 4540   | Equip. Fund Pmts.                         | -                | -                            | -                      | -                 | -                 | -                                   | -              |
| 4541   | Postage                                   | -                | -                            | -                      | -                 | -                 | -                                   | -              |
| 4666   | Books                                     | -                | -                            | -                      | -                 | -                 | -                                   | -              |
| 4667   | Dues & Publications                       | -                | -                            | -                      | -                 | -                 | -                                   | -              |
| 4999   | General Contingency                       | -                | -                            | -                      | -                 | -                 | -                                   | -              |
| 5041   | Miscellaneous                             | 114              | 214                          | 200                    | 200               | 250               | 50                                  | 25.00%         |
| 5045   | Depreciation                              | -                | -                            | -                      | -                 | -                 | -                                   | -              |
| 5047   | Grants to Agencies                        | 19,846           | 3,969                        | 30,000                 | 36,458            | 30,000            | -                                   | -              |
|  | <b>Total Maint. and Operations</b>        | <b>\$ 67,396</b> | <b>\$ 35,260</b>             | <b>\$ 46,200</b>       | <b>\$ 178,068</b> | <b>\$ 172,550</b> | <b>\$ 126,350</b>                   | <b>273.48%</b> |
| <b><u>Capital Outlay &amp; Transfers</u></b> |   |                  |                              |                        |                   |                   |                                     |                |
| 8061   | Land                                      | -                | 2,425                        | -                      | -                 | -                 | -                                   | -              |
| 8062   | Buildings                                 | -                | -                            | -                      | -                 | -                 | -                                   | -              |
| 8063   | Improvements                              | -                | -                            | -                      | -                 | -                 | -                                   | -              |
| 8064   | Machinery & Equipment                     | -                | -                            | -                      | -                 | -                 | -                                   | -              |
| 9090   | Transfers                                 | -                | -                            | -                      | -                 | -                 | -                                   | -              |
|  | <b>Total Capital Outlay and Transfers</b> | <b>\$ -</b>      | <b>\$ 2,425</b>              | <b>\$ -</b>            | <b>\$ -</b>       | <b>\$ -</b>       | <b>\$ -</b>                         | <b>-</b>       |
|  | <b>Department Total:</b>                  | <b>\$ 67,396</b> | <b>\$ 37,685</b>             | <b>\$ 110,234</b>      | <b>\$ 242,102</b> | <b>\$ 260,620</b> | <b>\$ 150,386</b>                   | <b>136.42%</b> |

City of Kenai  
Fiscal Year 2027 Operating Budget

Fund: 001 - General Fund  
Department: 16 - Land Administration

**4531 Professional Services.** Cost of surveys and subdivisions, and lease recordings.

**5041 Miscellaneous.** Recording fees for leased parcels.

**4535 Printing and Binding.** Cost of Noticing signs.

**5047 Grant to Other Agencies.** Storefront and streetscapes Improvement grants.

**4536 Insurance.** Challenger Center insurance

**4537 Utilities.** Includes Peninsula Oilers Water and Sewer and Challenger Center utilities.

**City of Kenai  
Fiscal Year 2027 Operating Budget**

**Fund 001 – General Fund  
Department: 418 – Non-Departmental**

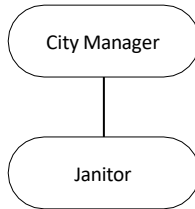
**Mission**

To provide for goods and services and account for expenditures that benefit all departments of the City’s General Fund and are not included in or accounted for in another specific department.

**Functions & Responsibilities**

The non-departmental budget covers administrative expenditures not accounted for by any specific department. It includes the day-to-day expenses of City operations, including insurance, utilities, operating supplies, repairs and maintenance, printing and binding, City Hall janitorial services, postage for City Hall, and City-wide information technology costs, including software and system maintenance. The non-departmental budget also includes rent to the Airport Land System for General Fund use of the City Shop property, Contingency and transfers to other funds for debt service, senior citizen programs, and capital projects funded by the City’s General Fund.

**Organizational Chart**



**Staffing**

| Position Title | FY23 Actual |       | FY24 Actual |       | FY25 Actual |       | Projected FY26 |       | Proposed FY27 |       | Projected FY28 |       |
|----------------|-------------|-------|-------------|-------|-------------|-------|----------------|-------|---------------|-------|----------------|-------|
|                | FTE         | Grade | FTE         | Grade | FTE         | Grade | FTE            | Grade | FTE           | Grade | FTE            | Grade |
| Janitor        | .30         | 3     | .30         | 5     | .35         | 6     | .35            | 6     | .70           | 6     | .70            | 6     |

**City of Kenai  
Fiscal Year 2027 Operating Budget**

**Fund: 001 - General Fund  
Department: Non-Departmental**

| <u>Account Number</u>                        | <u>Expense Description</u>                       | <u>FY2025 Actual</u>       | <u>Five year Historical Average</u> | <u>Original Budget FY2026</u> | <u>Amended Budget</u>      | <u>Proposed FY2027</u>     | <u>Increase (Decrease) FY2026 Original</u> | <u>% Change</u>       |
|--|--|----------------------------|-------------------------------------|-------------------------------|----------------------------|----------------------------|--|-----------------------|
| <b><u>Salaries and Benefits</u></b>          |  |                            |                                     |                               |                            |                            |  |                       |
| 0100   | Salaries   | \$ 11,323                  | \$ 9,298                            | \$ 13,919                     | \$ 13,919                  | \$ 28,028                  | \$ 14,109                                  | 101.37%               |
| 0200   | Overtime   | -                          | -                                   | -                             | -                          | -                          | -  | -                     |
| 0250   | Holiday Pay                                      | -                          | -                                   | -                             | -                          | -                          | -  | -                     |
| 0300   | Leave  | -                          | -                                   | -                             | -                          | -                          | -  | -                     |
| 0400   | Medicare   | 169                        | 137                                 | 202                           | 202                        | 407                        | 205  | 101.49%               |
| 0450   | Social Security                                  | 724                        | 587                                 | 863                           | 863                        | 1,738                      | 875  | 101.39%               |
| 0500   | PERS   | 348,765                    | 381,160                             | 541,742                       | 541,742                    | 730,882                    | 189,140                                    | 34.91%                |
| 0600   | Unemployment Insurance                           | -                          | 4                                   | 70                            | 70                         | 140                        | 70   | 100.00%               |
| 0700   | Workers Compensation                             | 170                        | 128                                 | 219                           | 219                        | 462                        | 243  | 110.96%               |
| 0800   | Health & Life Insurance                          | -                          | -                                   | -                             | -                          | -                          | -  | -                     |
| 0900   | Supplemental Retirement                          | -                          | -                                   | -                             | -                          | -                          | -  | -                     |
|  | <b><u>Total Salaries &amp; Benefits</u></b>      | <b><u>\$ 361,151</u></b>   | <b><u>\$ 391,314</u></b>            | <b><u>\$ 557,015</u></b>      | <b><u>\$ 557,015</u></b>   | <b><u>\$ 761,657</u></b>   | <b><u>\$ 204,642</u></b>                   | <b><u>36.74%</u></b>  |
| <b><u>Maintenance and Operations</u></b>     |  |                            |                                     |                               |                            |                            |  |                       |
| 2021   | Office Supplies                                  | 403                        | 172                                 | 500                           | 500                        | 500                        | -  | -                     |
| 2022   | Operating & Repair Supplies                      | 861                        | 2,826                               | 500                           | 500                        | 500                        | -  | -                     |
| 2023   | Repair & Maintenance Supplies                    | 1,230                      | 773                                 | 1,500                         | 1,500                      | 1,500                      | -  | -                     |
| 2024   | Small Tools/Minor Equipment                      | 9,835                      | 8,798                               | 7,000                         | 18,200                     | 7,000                      | -  | -                     |
| 2026   | Computer Software                                | 59,858                     | 30,945                              | 99,700                        | 86,700                     | 64,700                     | (35,000)                                   | (35.11%)              |
| 4531   | Professional Services                            | 1,097                      | 19,051                              | 43,000                        | 61,000                     | 3,000                      | (40,000)                                   | (93.02%)              |
| 4532   | Communications                                   | 978                        | 941                                 | 20,980                        | 20,980                     | 1,430                      | (19,550)                                   | (93.18%)              |
| 4533   | Travel & Transportation                          | (9,528)                    | (10,042)                            | -                             | -                          | -                          | -  | -                     |
| 4534   | Advertising                                      | 5,788                      | 1,158                               | 14,000                        | 14,000                     | 14,000                     | -  | -                     |
| 4535   | Printing & Binding                               | 5,159                      | 6,319                               | 7,500                         | 7,500                      | 7,500                      | -  | -                     |
| 4536   | Insurance  | 381,636                    | 342,027                             | 473,567                       | 473,567                    | 504,693                    | 31,126                                     | 6.57%                 |
| 4537   | Utilities  | 47,345                     | 44,316                              | 48,160                        | 48,160                     | 50,259                     | 2,099                                      | 4.36%                 |
| 4538   | Repair & Maintenance                             | 1,738                      | 1,816                               | 2,280                         | 2,280                      | 2,280                      | -  | -                     |
| 4539   | Rentals  | 68,234                     | 63,522                              | 69,735                        | 69,735                     | 71,199                     | 1,464                                      | 2.10%                 |
| 4540   | Equip. Fund Pmts.                                | 44,925                     | 40,438                              | 47,532                        | 47,532                     | 47,532                     | -  | -                     |
| 4541   | Postage  | 4,598                      | 4,421                               | 8,000                         | 8,000                      | 8,000                      | -  | -                     |
| 4666   | Books  | -                          | -                                   | -                             | -                          | -                          | -  | -                     |
| 4667   | Dues & Publications                              | -                          | -                                   | -                             | -                          | -                          | -  | -                     |
| 4999   | General Contingency                              | -                          | -                                   | 90,000                        | 87,792                     | 90,000                     | -  | -                     |
| 5041   | Miscellaneous                                    | 9,338                      | 8,534                               | 7,500                         | 11,400                     | 10,000                     | 2,500                                      | 33.33%                |
| 5045   | Depreciation                                     | -                          | -                                   | -                             | -                          | -                          | -  | -                     |
| 5047   | Grants to Agencies                               | -                          | 154,200                             | -                             | -                          | -                          | -  | -                     |
|  | <b><u>Total Maint. and Operations</u></b>        | <b><u>\$ 633,495</u></b>   | <b><u>\$ 720,215</u></b>            | <b><u>\$ 941,454</u></b>      | <b><u>\$ 959,346</u></b>   | <b><u>\$ 884,093</u></b>   | <b><u>\$ (57,361)</u></b>                  | <b><u>(6.09%)</u></b> |
| <b><u>Capital Outlay &amp; Transfers</u></b> |  |                            |                                     |                               |                            |                            |  |                       |
| 8061   | Land   | -                          | -                                   | -                             | -                          | -                          | -  | -                     |
| 8062   | Buildings  | -                          | -                                   | -                             | -                          | -                          | -  | -                     |
| 8063   | Improvements                                     | -                          | -                                   | -                             | -                          | -                          | -  | -                     |
| 8064   | Machinery & Equipment                            | -                          | 7,812                               | 23,000                        | 24,800                     | -                          | (23,000)                                   | (100.00%)             |
| 9090   | Transfers  | 1,140,730                  | 1,943,032                           | 2,412,022                     | 2,413,134                  | 2,757,125                  | 345,103                                    | 14.31%                |
|  | <b><u>Total Capital Outlay and Transfers</u></b> | <b><u>\$ 1,140,730</u></b> | <b><u>\$ 1,950,844</u></b>          | <b><u>\$ 2,435,022</u></b>    | <b><u>\$ 2,437,934</u></b> | <b><u>\$ 2,757,125</u></b> | <b><u>\$ 322,103</u></b>                   | <b><u>13.23%</u></b>  |
|  | <b>Department Total:</b>                         | <b><u>\$ 2,135,376</u></b> | <b><u>\$ 3,062,373</u></b>          | <b><u>\$ 3,933,491</u></b>    | <b><u>\$ 3,954,295</u></b> | <b><u>\$ 4,402,875</u></b> | <b><u>\$ 469,384</u></b>                   | <b><u>11.93%</u></b>  |

**City of Kenai  
Fiscal Year 2027 Operating Budget**

**Fund: 001 - General Fund  
Department: 18 - Non-Departmental**

|   |  |              |            |                                    |         |              |                  |  |                     |
|---|--|--------------|------------|------------------------------------|---------|--------------|------------------|--|---------------------|
| <p><b>0500 PERS.</b> To account for the General Fund's share of State of Alaska Public Employee's Retirements System on-behalf funding.</p> | <p><b>4535 Printing and Binding.</b> City Hall copier service agreement.</p>   |              |            |                                    |         |              |                  |  |                     |
| <p><b>2023 Repair &amp; Maintenance Supplies.</b> Janitorial supplies.</p>  | <p><b>4536 Insurance.</b> For the purchase of general liability, property, auto, heavy equipment, physician sponsor, marine, and other City insurances.</p>  |              |            |                                    |         |              |                  |  |                     |
| <p><b>2024 Small Tools/Minor Equipment.</b> Network miscellaneous hardware and computer items.</p>  | <p><b>4538 Repair &amp; Maintenance Service.</b> City Hall carpet cleaning, window cleaning and security.</p>  |              |            |                                    |         |              |                  |  |                     |
| <p><b>2026 Computer Software.</b> Includes city-wide annual fees for network device licensing.</p>  | <p><b>4539 Rentals.</b> Rental of Airport Fund property (Tract A, FBO Subdivision), \$40,961 and the Automated Flight Service Station lot, \$30,238.</p>   |              |            |                                    |         |              |                  |  |                     |
| <p><b>4531 Professional Services.</b> Network technical support. Cybersecurity managed detection and response service.</p>                  | <p><b>5041 Miscellaneous.</b> Employee Appreciation.</p>   |              |            |                                    |         |              |                  |  |                     |
| <p><b>4532 Communications.</b> Three phones and City Hall elevator phone.</p>   | <p><b>9090 Transfers.</b> To account for fund transfers to other funds of the City for operations or capital projects.</p>   |              |            |                                    |         |              |                  |  |                     |
| <p><b>4534 Advertising.</b> City-wide radio advertising.</p>  | <table style="width: 100%; border-collapse: collapse;"> <tr> <td style="padding-left: 20px;">Debt Service</td> <td style="text-align: right; padding-left: 20px;">\$ 125,375</td> </tr> <tr> <td style="padding-left: 20px;">Senior Citizen Fund for operations</td> <td style="text-align: right; padding-left: 20px;">251,750</td> </tr> <tr> <td style="padding-left: 20px;">Capital Plan</td> <td style="text-align: right; padding-left: 20px;"><u>2,380,000</u></td> </tr> <tr> <td></td> <td style="text-align: right;"><u>\$ 2,757,125</u></td> </tr> </table> | Debt Service | \$ 125,375 | Senior Citizen Fund for operations | 251,750 | Capital Plan | <u>2,380,000</u> |  | <u>\$ 2,757,125</u> |
| Debt Service  | \$ 125,375   |              |            |                                    |         |              |                  |  |                     |
| Senior Citizen Fund for operations  | 251,750  |              |            |                                    |         |              |                  |  |                     |
| Capital Plan  | <u>2,380,000</u>   |              |            |                                    |         |              |                  |  |                     |
|   | <u>\$ 2,757,125</u>  |              |            |                                    |         |              |                  |  |                     |

**City of Kenai  
Fiscal Year 2027 Operating Budget**

**Fund 001 – General Fund  
Department 419 – Planning and Zoning**

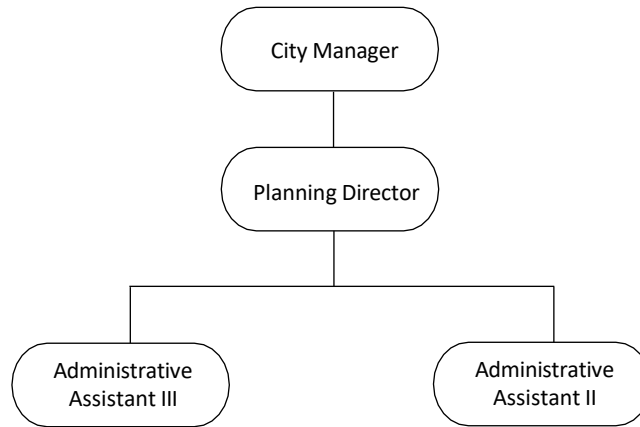
**Mission**

To assist the residents of Kenai in achieving an orderly and efficient pattern of growth that promotes economic development, enhances the quality of life, aesthetics, and environment in the City, preserves historic resources, and conforms to the City's Comprehensive Plan and the City's Zoning Code.

**Functions and Responsibilities**

The Planning and Zoning Department determines the City's current and future planning needs. The Department is responsible for all functions, operations, activities, and personnel relevant to planning and zoning, floodplain management, GIS data, code enforcement, land use and permitting applications, and land sale and lease administration. The Department provides administrative support and acts as staff liaison to the Planning & Zoning Commission. The Planning & Zoning Department also maintains the City's official zoning and land-use maps.

**Organizational Chart**



**Staffing**

| Position Title                 | FY23 Actual |       | FY24 Actual |       | FY25 Actual |       | Projected FY26 |       | Proposed FY27 |       | Projected FY28 |       |
|--------------------------------|-------------|-------|-------------|-------|-------------|-------|----------------|-------|---------------|-------|----------------|-------|
|                                | FTE         | Grade | FTE         | Grade | FTE         | Grade | FTE            | Grade | FTE           | Grade | FTE            | Grade |
| Planning Director              | .7          | 23    | .7          | 24    | .7          | 24    | .65            | 24    | .65           | 24    | .65            | 24    |
| Administrative Assistant III   | 1           | 15    | 1           | 15    | 1           | 15    | .5             | 15    | .25           | 15    | .25            | 15    |
| Administrative Assistant II    | -           | -     | .5          | 14    | .5          | 14    | .5             | 14    | .6            | 14    | .6             | 14    |
| Planning & Zoning Commissioner | 7           | NG    | 7           | NG    | 7           | NG    | 7              | NG    | 7             | NG    | 7              | NG    |

**Average Overtime Per Position (hours)**

| Position Title                 | FY23 Actual | FY24 Actual | FY25 Actual | Projected FY26 | Proposed FY27 | Projected FY28 |
|--------------------------------|-------------|-------------|-------------|----------------|---------------|----------------|
| Planning Director              | N/A         | N/A         | N/A         | N/A            | N/A           | N/A            |
| Administrative Assistant III   | 3.5         | 0           | 3           | 0              | 0             | 0              |
| Planning & Zoning Commissioner | N/A         | N/A         | N/A         | N/A            | N/A           | N/A            |

**Performance Measures**

| <b>Fiscal Year</b>             | <b>2022</b> | <b>2023</b> | <b>2024</b> | <b>2025</b> | <b>2026*</b> |
|--------------------------------|-------------|-------------|-------------|-------------|--------------|
| <b>Conditional Use Permits</b> | 10          | 7           | 8           | 9           | 7            |
| Preliminary Plats              | 6           | 11          | 12          | 20          | 3            |
| Others, including Site Plan    | 23          | 18          | 24          | 3           | 3            |
| <b>Total Permits</b>           | 39          | 36          | 44          | 32          | 13           |
| Code Violations                | 9           | 34          | 25          | 45          | 27           |
| Kenai Municipal Code Changes   | 1           | 3           | 4           | 3           | 1            |

*\*Projected Figures based on year-to-date information.*

**FY26 Department Goals Evaluation**

1. Updates to the Kenai Municipal Code, specifically Title 14 (and others as needed), to address inconsistencies and ambiguity within the Sign Code and Conditional Use Permit process.
  - *Partially Achieved. Planning & Zoning Commission initiated review of CUP process. Other changes were made due to the Harbor Commission's sunset.*
  
2. Review existing Conditional Use Permits to determine the feasibility and appropriateness of rezoning areas of the City where development has already occurred. This will reduce the administrative burden on business owners and City personnel.
  - *Achieved. Rezoning efforts along N. Forest Drive and Redoubt Avenue eliminated CUPs.*
  
3. Initiate work on updating the City of Kenai Hazard Mitigation Plan.
  - *Not Achieved. The federal government eliminated the grant funding program used for this effort. No additional funding was made available.*
  
4. Prepare staff for the upcoming FY27 Comprehensive Plan update process.
  - *Achieved. Zoning changes and elimination of split zones are complete.*
  
5. Develop an initial Economic Development framework to guide efforts for future investments in the community.
  - *Not Achieved. Defer this goal to FY2027.*
  
6. Continue to progress the Waterfront Redevelopment project by seeking grants for the design of potential alternatives for development.
  - *Not Achieved. Defer this goal to FY2027.*

## **FY27 Department Goals**

1. Undertake a full review of the Code Enforcement program. Ensure compliance with internal policies and make suggestions for Kenai Municipal Code changes, if needed.
2. Review and update the Conditional Use Permitting process in conjunction with the Planning & Zoning Commission.
3. Implement a new records retention policy and eliminate duplicative records. Strive for a less paper-based department, and continue to streamline/automate procedures where possible.
4. Review public notification processes to ensure the widest possible distribution to the residents of Kenai.
5. Review and suggest updates to Title 14.
6. Develop a new Comprehensive Plan for the City of Kenai with a horizon year of 2050.

## **Future Considerations**

The City's Comprehensive Plan is now 10 years old and needs to be updated to reflect the community's evolving needs. This plan will likely be headed up by a consultant and augmented by Planning Department staff, with initial efforts kicking off in Summer 2026. Based on feedback from the City's residents in a survey, the development of a new city economic development strategy is also being considered to bolster growth over the next few years.

A full review of KMC Titles 14, 21, & 22 is recommended to ensure development is not stymied by vague or conflicting regulations. Also, all forms and applications will need to be reviewed and updated to streamline development processes.

City of Kenai  
Fiscal Year 2027 Operating Budget

Fund: 001 - General Fund  
Department: Planning and Zoning

| Account Number                               | Expense Description                       | FY2025 Actual     | Five year Historical Average | Original Budget FY2026 | Amended Budget    | Proposed FY2027   | Increase (Decrease) FY2026 Original | % Change        |
|--|---|-------------------|------------------------------|------------------------|-------------------|-------------------|-------------------------------------|-----------------|
| <b><u>Salaries and Benefits</u></b>          |   |                   |                              |                        |                   |                   |                                     |                 |
| 0100   | Salaries                                  | \$ 170,617        | \$ 132,473                   | \$ 133,271             | \$ 133,271        | \$ 127,310        | \$ (5,961)                          | (4.47%)         |
| 0200   | Overtime                                  | 133               | 68                           | -                      | -                 | -                 | -                                   | -               |
| 0250   | Holiday Pay                               | -                 | -                            | -                      | -                 | -                 | -                                   | -               |
| 0300   | Leave                                     | 4,988             | 3,842                        | 2,044                  | 2,044             | 1,411             | (633)                               | (30.97%)        |
| 0400   | Medicare                                  | 2,599             | 1,944                        | 1,962                  | 1,962             | 1,866             | (96)                                | (4.89%)         |
| 0450   | Social Security                           | 515               | 829                          | -                      | -                 | -                 | -                                   | -               |
| 0500   | PERS                                      | 33,389            | 27,122                       | 29,320                 | 29,320            | 28,008            | (1,312)                             | (4.47%)         |
| 0600   | Unemployment Insurance                    | -                 | 57                           | 677                    | 677               | 643               | (34)                                | (5.02%)         |
| 0700   | Workers Compensation                      | 410               | 286                          | 342                    | 342               | 368               | 26                                  | 7.60%           |
| 0800   | Health & Life Insurance                   | 72,149            | 50,264                       | 44,091                 | 44,091            | 18,037            | (26,054)                            | (59.09%)        |
| 0900   | Supplemental Retirement                   | 6,702             | 2,792                        | 5,746                  | 5,746             | 4,357             | (1,389)                             | (24.17%)        |
|  | <b>Total Salaries &amp; Benefits</b>      | <b>\$ 291,502</b> | <b>\$ 219,677</b>            | <b>\$ 217,453</b>      | <b>\$ 217,453</b> | <b>\$ 182,000</b> | <b>\$ (35,453)</b>                  | <b>(16.30%)</b> |
| <b><u>Maintenance and Operations</u></b>     |   |                   |                              |                        |                   |                   |                                     |                 |
| 2021   | Office Supplies                           | 359               | 493                          | 500                    | 500               | 1,000             | 500                                 | 100.00%         |
| 2022   | Operating & Repair Supplies               | -                 | 277                          | 500                    | 500               | 1,000             | 500                                 | 100.00%         |
| 2023   | Repair & Maintenance Supplies             | -                 | -                            | -                      | -                 | -                 | -                                   | -               |
| 2024   | Small Tools/Minor Equipment               | 2,839             | 2,028                        | 2,100                  | 2,100             | 4,300             | 2,200                               | 104.76%         |
| 2026   | Computer Software                         | 9,311             | 5,169                        | 9,090                  | 9,090             | 6,320             | (2,770)                             | (30.47%)        |
| 4531   | Professional Services                     | 1,007             | 2,056                        | 2,500                  | 2,500             | 2,500             | -                                   | -               |
| 4532   | Communications                            | 946               | 802                          | 2,190                  | 2,190             | 1,515             | (675)                               | (30.82%)        |
| 4533   | Travel & Transportation                   | 10,677            | 5,310                        | 8,360                  | 8,360             | 8,180             | (180)                               | (2.15%)         |
| 4534   | Advertising                               | 2,856             | 2,837                        | 2,500                  | 2,500             | 3,800             | 1,300                               | 52.00%          |
| 4535   | Printing & Binding                        | 1,347             | 637                          | 2,500                  | 2,500             | 2,250             | (250)                               | (10.00%)        |
| 4536   | Insurance                                 | -                 | -                            | -                      | -                 | -                 | -                                   | -               |
| 4537   | Utilities                                 | -                 | -                            | -                      | -                 | -                 | -                                   | -               |
| 4538   | Repair & Maintenance                      | -                 | -                            | -                      | -                 | -                 | -                                   | -               |
| 4539   | Rentals                                   | -                 | -                            | -                      | -                 | -                 | -                                   | -               |
| 4540   | Equip. Fund Pmts.                         | -                 | -                            | -                      | -                 | -                 | -                                   | -               |
| 4541   | Postage                                   | -                 | -                            | -                      | -                 | -                 | -                                   | -               |
| 4666   | Books                                     | -                 | -                            | -                      | -                 | -                 | -                                   | -               |
| 4667   | Dues & Publications                       | 898               | 924                          | 1,300                  | 1,300             | 1,410             | 110                                 | 8.46%           |
| 4999   | General Contingency                       | -                 | -                            | -                      | -                 | -                 | -                                   | -               |
| 5041   | Miscellaneous                             | 191               | 3,098                        | 500                    | 500               | 500               | -                                   | -               |
| 5045   | Depreciation                              | -                 | -                            | -                      | -                 | -                 | -                                   | -               |
| 5047   | Grants to Agencies                        | 7,108             | 3,422                        | -                      | 3,542             | -                 | -                                   | -               |
|  | <b>Total Maint. and Operations</b>        | <b>\$ 37,539</b>  | <b>\$ 27,053</b>             | <b>\$ 32,040</b>       | <b>\$ 35,582</b>  | <b>\$ 32,775</b>  | <b>\$ 735</b>                       | <b>2.29%</b>    |
| <b><u>Capital Outlay &amp; Transfers</u></b> |   |                   |                              |                        |                   |                   |                                     |                 |
| 8061   | Land                                      | -                 | -                            | -                      | -                 | -                 | -                                   | -               |
| 8062   | Buildings                                 | -                 | -                            | -                      | -                 | -                 | -                                   | -               |
| 8063   | Improvements                              | -                 | -                            | -                      | -                 | -                 | -                                   | -               |
| 8064   | Machinery & Equipment                     | -                 | -                            | -                      | -                 | -                 | -                                   | -               |
| 9090   | Transfers                                 | -                 | -                            | -                      | -                 | -                 | -                                   | -               |
|  | <b>Total Capital Outlay and Transfers</b> | <b>\$ -</b>       | <b>\$ -</b>                  | <b>\$ -</b>            | <b>\$ -</b>       | <b>\$ -</b>       | <b>\$ -</b>                         | <b>-</b>        |
|  | <b>Department Total:</b>                  | <b>\$ 329,041</b> | <b>\$ 246,730</b>            | <b>\$ 249,493</b>      | <b>\$ 253,035</b> | <b>\$ 214,775</b> | <b>\$ (34,718)</b>                  | <b>(13.92%)</b> |

City of Kenai  
Fiscal Year 2027 Operating Budget

Fund: 001 - General Fund  
Department: 19 - Planning & Zoning

**2024 Small Tools/Minor Equipment.** Charge for (4) four computer, (2) iPad replacements, and office chair replacements.

**4533 Travel & Transportation.** Includes AKAPA Conference travel for department staff and planning commissioners training. Car allowance.

**4531 Professional Services.** Tow services for junk/abandoned vehicles.

**4667 Dues & Publications.** APA Association dues and publications, continuing education, miscellaneous subscriptions and dues.

**City of Kenai  
Fiscal Year 2027 Operating Budget**

**Fund 001 – General Fund  
Department 420 – Safety**

**Mission**

The Safety department ensures that both the public and City employees are protected from potential hazards.

**Functions & Responsibilities**

Maintaining safe and healthy working conditions and fostering a culture focusing on awareness, open communication, safety education and supervision, and safe working methods.

The Public Works Director is responsible for planning and directing the implementation and administration of the City Safety Program, which trains employees and keeps them informed about workplace safety and health, as well as current safety issues, rules, and regulations. Safety is the responsibility of all employees.

**Staffing**

| Position Title | FY23 Actual |       | FY24 Actual |       | Projected FY25 |       | Proposed FY26 |       | Projected FY27 |       |
|----------------|-------------|-------|-------------|-------|----------------|-------|---------------|-------|----------------|-------|
|                | FTE         | Grade | FTE         | Grade | FTE            | Grade | FTE           | Grade | FTE            | Grade |
| N/A            | N/A         | N/A   | N/A         | N/A   | N/A            | N/A   | N/A           | N/A   | N/A            | N/A   |

**Performance Measures**

| Fiscal Year  | 2022 | 2023 | 2024 | 2025 | 2026** |
|--|------|------|------|------|--------|
| Workers Compensation Claims                        | 16   | 18   | 7    | 9    | 3      |
| OSHA 300 Cases                                     | 6    | 8    | 4    | 5    | 1      |
| Total Cases of Days Away from Work                 | 4    | 3    | 2    | 2    | 1      |
| Total cases of Days of Job Transfer or Restriction | 0    | 2    | 2    | 2    | 0      |
| Safety Committee Meetings (annual)                 | 0*   | 4    | 0    | 4    | 3      |

\*COVID affected the normal schedule; the lack of a Building Official affected scheduled meetings

\*\*Year-to-date figures as of March 31, 2026

**FY26 Department Goals Evaluation**

1. Qualify for full safety incentives from the new insurance provider and revise the safety program to meet their requirements
  - *Achieved. Safety Meetings are occurring, and necessary employee training is being completed.*
  
2. Develop policy and procedure for accident reporting, near-miss safety reporting, and updating the SDS database for departments/buildings.
  - *Partially Achieved. New SDS software is being implemented for updating the SDS database. Policies and procedures to be developed.*

## **FY27 Department Goals**

1. Qualify for full safety incentives from the new insurance provider and revise the safety program to meet their requirements. This will support Imagine Kenai 2030 City of Kenai Comprehensive Plan Goal 2 – Provide economic development to support the fiscal health of Kenai.
2. Develop policy and procedure for accident reporting, near-miss safety reporting, and updating the SDS database for departments/buildings.

## **Future Considerations**

Reviewing the current setup with the Safety Manager role being in the Building Official job description. The Safety Manager role may be better suited to a position in Utilities, Streets, Shop, or Building Maintenance.

City of Kenai  
Fiscal Year 2027 Operating Budget

Fund: 001 - General Fund  
Department: Safety

| Account Number                               | Expense Description                       | FY2025 Actual   | Five year Historical Average | Original Budget FY2026 | Amended Budget  | Proposed FY2027 | Increase (Decrease) FY2026 Original | % Change |
|--|---|-----------------|------------------------------|------------------------|-----------------|-----------------|-------------------------------------|----------|
| <b><u>Salaries and Benefits</u></b>          |   |                 |                              |                        |                 |                 |                                     |          |
| 0100   | Salaries                                  | \$ -            | \$ -                         | \$ -                   | \$ -            | \$ -            | \$ -                                | -        |
| 0200   | Overtime                                  | -               | -                            | -                      | -               | -               | -                                   | -        |
| 0250   | Holiday Pay                               | -               | -                            | -                      | -               | -               | -                                   | -        |
| 0300   | Leave                                     | -               | -                            | -                      | -               | -               | -                                   | -        |
| 0400   | Medicare                                  | -               | -                            | -                      | -               | -               | -                                   | -        |
| 0450   | Social Security                           | -               | -                            | -                      | -               | -               | -                                   | -        |
| 0500   | PERS                                      | -               | -                            | -                      | -               | -               | -                                   | -        |
| 0600   | Unemployment Insurance                    | -               | -                            | -                      | -               | -               | -                                   | -        |
| 0700   | Workers Compensation                      | -               | -                            | -                      | -               | -               | -                                   | -        |
| 0800   | Health & Life Insurance                   | -               | -                            | -                      | -               | -               | -                                   | -        |
| 0900   | Supplemental Retirement                   | -               | -                            | -                      | -               | -               | -                                   | -        |
|  | <b>Total Salaries &amp; Benefits</b>      | <b>\$ -</b>     | <b>\$ -</b>                  | <b>\$ -</b>            | <b>\$ -</b>     | <b>\$ -</b>     | <b>\$ -</b>                         | <b>-</b> |
| <b><u>Maintenance and Operations</u></b>     |   |                 |                              |                        |                 |                 |                                     |          |
| 2021   | Office Supplies                           | -               | -                            | -                      | -               | -               | -                                   | -        |
| 2022   | Operating & Repair Supplies               | -               | 39                           | -                      | -               | -               | -                                   | -        |
| 2023   | Repair & Maintenance Supplies             | -               | -                            | -                      | -               | -               | -                                   | -        |
| 2024   | Small Tools/Minor Equipment               | 383             | 77                           | 500                    | 500             | 500             | -                                   | -        |
| 2026   | Computer Software                         | -               | -                            | -                      | -               | -               | -                                   | -        |
| 4531   | Professional Services                     | 1,691           | 1,293                        | 2,100                  | 2,100           | 2,100           | -                                   | -        |
| 4532   | Communications                            | -               | -                            | -                      | -               | -               | -                                   | -        |
| 4533   | Travel & Transportation                   | 727             | 145                          | 750                    | 750             | 750             | -                                   | -        |
| 4534   | Advertising                               | -               | -                            | -                      | -               | -               | -                                   | -        |
| 4535   | Printing & Binding                        | -               | -                            | -                      | -               | -               | -                                   | -        |
| 4536   | Insurance                                 | -               | -                            | -                      | -               | -               | -                                   | -        |
| 4537   | Utilities                                 | -               | -                            | -                      | -               | -               | -                                   | -        |
| 4538   | Repair & Maintenance                      | -               | -                            | -                      | -               | -               | -                                   | -        |
| 4539   | Rentals                                   | -               | -                            | -                      | -               | -               | -                                   | -        |
| 4540   | Equip. Fund Pmts.                         | -               | -                            | -                      | -               | -               | -                                   | -        |
| 4541   | Postage                                   | -               | -                            | -                      | -               | -               | -                                   | -        |
| 4666   | Books                                     | -               | -                            | 300                    | 300             | 300             | -                                   | -        |
| 4667   | Dues & Publications                       | -               | -                            | -                      | -               | -               | -                                   | -        |
| 4999   | General Contingency                       | -               | -                            | -                      | -               | -               | -                                   | -        |
| 5041   | Miscellaneous                             | -               | -                            | -                      | -               | -               | -                                   | -        |
| 5045   | Depreciation                              | -               | -                            | -                      | -               | -               | -                                   | -        |
| 5047   | Grants to Agencies                        | -               | -                            | -                      | -               | -               | -                                   | -        |
|  | <b>Total Maint. and Operations</b>        | <b>\$ 2,801</b> | <b>\$ 1,554</b>              | <b>\$ 3,650</b>        | <b>\$ 3,650</b> | <b>\$ 3,650</b> | <b>\$ -</b>                         | <b>-</b> |
| <b><u>Capital Outlay &amp; Transfers</u></b> |   |                 |                              |                        |                 |                 |                                     |          |
| 8061   | Land                                      | -               | -                            | -                      | -               | -               | -                                   | -        |
| 8062   | Buildings                                 | -               | -                            | -                      | -               | -               | -                                   | -        |
| 8063   | Improvements                              | -               | -                            | -                      | -               | -               | -                                   | -        |
| 8064   | Machinery & Equipment                     | -               | -                            | -                      | -               | -               | -                                   | -        |
| 9090   | Transfers                                 | -               | -                            | -                      | -               | -               | -                                   | -        |
|  | <b>Total Capital Outlay and Transfers</b> | <b>\$ -</b>     | <b>\$ -</b>                  | <b>\$ -</b>            | <b>\$ -</b>     | <b>\$ -</b>     | <b>\$ -</b>                         | <b>-</b> |
|  | <b>Department Total:</b>                  | <b>\$ 2,801</b> | <b>\$ 1,554</b>              | <b>\$ 3,650</b>        | <b>\$ 3,650</b> | <b>\$ 3,650</b> | <b>\$ -</b>                         | <b>-</b> |

City of Kenai  
Fiscal Year 2027 Operating Budget

Fund: 001 - General Fund  
Department: 20 - Safety

**2024 Small Tools & Minor Equipment.** Ice cleats, hard hats and vests. **4533 Transportation.** Travel to AMLJIA Safety/Risk conference.

**4531 Professional Services.** Employee random drug testing. **4666 Books.** Safety literature.

**City of Kenai  
Fiscal Year 2027 Operating Budget**

**Fund 001 – General Fund  
Department 421 – Police**

**Mission**

The Department’s mission, together with the community of Kenai, is to make the City a place where all people live safely and without fear.

**Functions & Responsibilities**

In 2022, the Police Department became accredited, and in 2025, it was reaccredited by the Northwest Accreditation Alliance. The accreditation process ensures that the agency operates in accordance with “Best Practices” for police agencies.

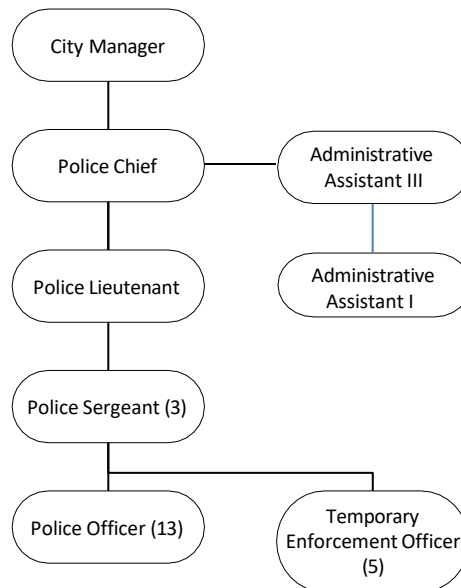
A recent community survey identified “Keeping the community safe” as the most important service provided by the City. Survey results also showed a high level of satisfaction with these services, underscoring the community’s importance of public safety and the Department’s responsibility to continue meeting those expectations.

The Kenai Police Department provides police protection to residents within Kenai City limits and works cooperatively with other agencies to provide police services beyond the city limits. The Department is responsible for supervising the City’s 911 communications and animal control centers and their staff. Kenai police officers enforce traffic laws, conduct routine preventive patrols, and respond to crimes in progress. After initial contact by patrol officers, investigators may be requested to respond to crimes against persons and property and provide assistance to victims and witnesses.

Outreach programs and presentations are conducted year-round in order to strengthen community relations and educate the public on crime prevention. When staffing allows, a school resource officer participates in school-based activities designed to prevent criminal activity among juveniles and inform youth on the role of law enforcement in the community.

The Department also plays a significant role in the safety and operations of the Kenai River Dipnet Fishery. This is accomplished with the assistance of Temporary Enforcement Officers.

**Organizational Chart**



## Staffing

| Position Title                | FY23 Actual |       | FY24 Actual |       | FY25 Actual |       | Projected FY26 |       | Proposed FY27 |       | Projected FY28 |       |
|-------------------------------|-------------|-------|-------------|-------|-------------|-------|----------------|-------|---------------|-------|----------------|-------|
|                               | FTE         | Grade | FTE         | Grade | FTE         | Grade | FTE            | Grade | FTE           | Grade | FTE            | Grade |
| Police Chief                  | 1           | 28    | 1           | 28    | 1           | 28    | 1              | 28    | 1             | 28    | 1              | 28    |
| Lieutenant                    | 1           | 27    | 1           | 27    | 1           | 27    | 1              | 27    | 1             | 27    | 1              | 27    |
| Sergeant                      | 3           | 24    | 3           | 24    | 3           | 24    | 3              | 24    | 3             | 24    | 3              | 24    |
| Officer                       | 13          | 21    | 13          | 21    | 13          | 21    | 13             | 21    | 13.5          | 21    | 13.5           | 21    |
| Administrative Assistant III  | 1           | 15    | 1           | 15    | 1           | 15    | 1              | 15    | 1             | 15    | 1              | 15    |
| Administrative Assistant I    | -           | -     | -           | -     | -           | -     | .35            | 13    | .35           | 13    | .35            | 13    |
| Temporary Enforcement Officer | .85         | T8    | .60         | T8    | .60         | T8    | .60            | T8    | .56           | T8    | .56            | T8    |
| Janitor                       | .30         | 3     | .30         | 5     | .30         | 6     | .30            | 6     | .30           | 6     | .35            | 6     |

## Average Overtime Per Position (hours)

| Position Title                | FY23 Actual | FY24 Actual | FY25 Actual | Projected FY26 | Proposed FY27 | Projected FY28 |
|-------------------------------|-------------|-------------|-------------|----------------|---------------|----------------|
| Chief                         | N/A         | N/A         | N/A         | N/A            | N/A           | N/A            |
| Lieutenant                    | N/A         | N/A         | N/A         | N/A            | N/A           | N/A            |
| Sergeant                      | 394         | 347         | 585         | 500            | 300           | 300            |
| Officer                       | 1,591       | 1,713       | 2,466       | 1,650          | 1,547         | 1,547          |
| Administrative Assistant I    |             |             | 0           | 0              | 0             | 0              |
| Administrative Assistant III  | 0           | 27.5        | 35.5        | 0              | 0             | 0              |
| Temporary Enforcement Officer | 291         | 5           | 5           | 0              | 0             | 0              |

## Performance Measures

| Fiscal Year                                   | 2022  | 2023  | 2024  | 2025  | 2026* |
|---|-------|-------|-------|-------|-------|
| Total Police Service Calls                    | 7,231 | 6,950 | 6,178 | 6,282 | 6,750 |
| Total Motor Vehicle Collisions                | 261   | 270   | 240   | 186   | 220   |
| Property Crime Reports <sup>1</sup>           | 177   | 144   | 140   | 164   | 150   |
| DUI Arrests                                   | 87    | 72    | 79    | 47    | 50    |
| Training hours per sworn officer <sup>2</sup> | 60    | 80    | 92    | 83    | 80    |
| Traffic Contacts                              | 2,605 | 2,700 | 3,115 | 1,849 | 2,400 |
| Patrol Hours                                  | 5,535 | 6,000 | 6,682 | 6,113 | 6,500 |

\* Projected Figures based on year-to-date information.

<sup>1</sup> Property Crimes, including reported: Burglary, Theft, and Vehicle Theft

<sup>2</sup> Officer Training hours include all training except basic academy, lateral academy, and FBI Academy.

## FY26 Department Goals Evaluation

- The Police Department will become re-accredited through the Northwest Accreditation Alliance.
  - Achieved. On September 9, 2025, the Kenai Police Department became re-accredited for the next three years.*
- The Police Department will train and incorporate a new Administrative Assistant position in a manner that creates more efficiency and backup to the current Evidence Custodian's duties.
  - Achieved. The Department hired and incorporated a 14-hour-per-week administrative assistant primarily to assist with transmitting and documenting electronic legal discovery items. This position has been instrumental amid ongoing changes to that process by the State Department of Law.*

3. The Police Department will meet with local retailers and collaborate with them on initiatives to reduce shoplifting.
  - *Achieved. The Police Department conducted a shoplifting enforcement operation with Home Depot. There was significant coordination with other law enforcement agencies and with Home Depot security from Anchorage. The operation successfully arrested shoplifters and deterred shoplifting in the area. Additional shoplifting enforcement operations are anticipated.*

## **FY27 Department Goals**

1. The Police Department will expand its drone program to include indoor drone operations by incorporating new equipment and specialized training, building on the successful development and implementation of its outdoor drone program over the past several years. This will support Imagine Kenai 2030 City of Kenai Comprehensive Plan Goal 4 – Provide adequate public improvements and services in Kenai.
2. The Police Department will establish a goal for patrol officers to achieve 28% “available time” for the year, an increase from approximately 26% last year. “Available time” is defined as time spent actively patrolling rather than working on cases, attending training, or performing administrative duties. Achieving this goal will require improved operational efficiency and deliberate prioritization of patrol activities. The intended outcome is to deter crime, enhance roadway safety, and maintain a visible presence that promotes a sense of security among residents. This will support Imagine Kenai 2030 City of Kenai Comprehensive Plan Goal 4 – Provide adequate public improvements and services in Kenai.
3. The Police Department will prepare for an upcoming transition in department leadership through deliberate planning, targeted training, and the structured transfer of responsibilities in a manner that ensures operational continuity and maintains public trust. This effort is necessary because a majority of the department’s leadership positions (three of five) are currently held by individuals who will be eligible to retire in FY27. This will support Imagine Kenai 2030 City of Kenai Comprehensive Plan Goal 4 – Provide adequate public improvements and services in Kenai.

## **Future Considerations**

Adapting to changes in technology. The Alaska Department of Law is transitioning to Evidence.com for digital evidence management and discovery, and the Alaska State Troopers are making a similar transition. The Police Department currently operates multiple systems, including WatchGuard in-car cameras, Axon body-worn cameras, and a separate digital evidence storage platform. Maintaining multiple systems is increasingly complex and labor-intensive, and each platform continues to evolve. Over the long term, the Department will need to evaluate and potentially transition to a single, integrated digital evidence system that is compatible with State systems. This transition is expected to involve significantly increased annual costs.

The City is currently conducting a consultant-led study to evaluate options for a new or renovated public safety building. As this process continues, the City will need to assess potential solutions to address the challenges posed by the aging facility and determine an appropriate course of action.

In addition to the City’s broader evaluation of workforce impacts associated with a potential large-scale project (Alaska Natural Gas Line), it will be important to assess the potential effects on public safety services and police staffing. Given the extended time required to recruit, hire, and train a police officer, advance planning will be necessary to ensure adequate staffing levels are maintained.

City of Kenai  
Fiscal Year 2027 Operating Budget

Fund: 001 - General Fund  
Department: Police

| Account Number                               | Expense Description                       | FY2025 Actual       | Five year Historical Average | Original Budget FY2026 | Amended Budget      | Proposed FY2027     | Increase (Decrease) FY2026 Original | % Change     |
|--|---|---------------------|------------------------------|------------------------|---------------------|---------------------|-------------------------------------|--------------|
| <b><u>Salaries and Benefits</u></b>          |   |                     |                              |                        |                     |                     |                                     |              |
| 0100   | Salaries                                  | \$ 1,926,174        | \$ 1,652,197                 | \$ 2,046,270           | \$ 2,046,270        | \$ 2,200,865        | \$ 154,595                          | 7.55%        |
| 0200   | Overtime                                  | 193,478             | 132,028                      | 133,423                | 133,423             | 148,877             | 15,454                              | 11.58%       |
| 0250   | Holiday Pay                               | 94,325              | 76,125                       | 102,507                | 102,507             | 109,990             | 7,483                               | 7.30%        |
| 0300   | Leave                                     | 51,159              | 38,986                       | 73,876                 | 73,876              | 75,618              | 1,742                               | 2.36%        |
| 0400   | Medicare                                  | 32,331              | 26,911                       | 34,163                 | 34,163              | 36,763              | 2,600                               | 7.61%        |
| 0450   | Social Security                           | 2,438               | 1,906                        | 4,067                  | 4,067               | 3,676               | (391)                               | (9.61%)      |
| 0500   | PERS                                      | 480,987             | 403,023                      | 488,981                | 488,981             | 528,094             | 39,113                              | 8.00%        |
| 0600   | Unemployment Insurance                    | -                   | 881                          | 11,780                 | 11,780              | 12,677              | 897                                 | 7.61%        |
| 0700   | Workers Compensation                      | 57,486              | 46,104                       | 64,899                 | 64,899              | 79,633              | 14,734                              | 22.70%       |
| 0800   | Health & Life Insurance                   | 507,718             | 455,575                      | 507,718                | 507,718             | 370,777             | (136,941)                           | (26.97%)     |
| 0900   | Supplemental Retirement                   | 60,130              | 39,816                       | 60,838                 | 60,838              | 63,414              | 2,576                               | 4.23%        |
|  | <b>Total Salaries &amp; Benefits</b>      | <b>\$ 3,406,226</b> | <b>\$ 2,873,552</b>          | <b>\$ 3,528,522</b>    | <b>\$ 3,528,522</b> | <b>\$ 3,630,384</b> | <b>\$ 101,862</b>                   | <b>2.89%</b> |
| <b><u>Maintenance and Operations</u></b>     |   |                     |                              |                        |                     |                     |                                     |              |
| 2021   | Office Supplies                           | 785                 | 818                          | 1,250                  | 1,250               | 1,250               | -                                   | -            |
| 2022   | Operating & Repair Supplies               | 78,967              | 82,179                       | 92,350                 | 92,350              | 103,635             | 11,285                              | 12.22%       |
| 2023   | Repair & Maintenance Supplies             | 332                 | 529                          | 600                    | 600                 | 600                 | -                                   | -            |
| 2024   | Small Tools/Minor Equipment               | 45,969              | 44,194                       | 32,450                 | 35,467              | 33,900              | 1,450                               | 4.47%        |
| 2026   | Computer Software                         | 13,517              | 13,836                       | 30,200                 | 30,200              | 22,870              | (7,330)                             | (24.27%)     |
| 4531   | Professional Services                     | 17,482              | 16,130                       | 24,600                 | 24,600              | 26,000              | 1,400                               | 5.69%        |
| 4532   | Communications                            | 14,929              | 14,969                       | 18,790                 | 18,790              | 19,480              | 690                                 | 3.67%        |
| 4533   | Travel & Transportation                   | 25,905              | 34,307                       | 48,500                 | 48,500              | 50,500              | 2,000                               | 4.12%        |
| 4534   | Advertising                               | 755                 | 251                          | 1,000                  | 1,000               | 1,000               | -                                   | -            |
| 4535   | Printing & Binding                        | 911                 | 1,196                        | 2,500                  | 2,500               | 2,500               | -                                   | -            |
| 4536   | Insurance                                 | -                   | -                            | -                      | -                   | -                   | -                                   | -            |
| 4537   | Utilities                                 | 43,346              | 43,350                       | 50,809                 | 50,809              | 51,011              | 202                                 | 0.40%        |
| 4538   | Repair & Maintenance                      | 3,570               | 3,834                        | 9,500                  | 9,500               | 9,500               | -                                   | -            |
| 4539   | Rentals                                   | -                   | -                            | -                      | -                   | -                   | -                                   | -            |
| 4540   | Equip. Fund Pmts.                         | 83,164              | 83,521                       | 90,099                 | 90,099              | 89,610              | (489)                               | (0.54%)      |
| 4541   | Postage                                   | 2,530               | 2,259                        | 3,000                  | 3,000               | 3,200               | 200                                 | 6.67%        |
| 4666   | Books                                     | 1,986               | 1,832                        | 2,175                  | 2,175               | 2,175               | -                                   | -            |
| 4667   | Dues & Publications                       | 1,952               | 2,975                        | 4,270                  | 4,270               | 4,270               | -                                   | -            |
| 4999   | General Contingency                       | -                   | -                            | -                      | -                   | -                   | -                                   | -            |
| 5041   | Miscellaneous                             | 13,934              | 14,255                       | 16,350                 | 16,350              | 16,350              | -                                   | -            |
| 5045   | Depreciation                              | -                   | -                            | -                      | -                   | -                   | -                                   | -            |
| 5047   | Grants to Agencies                        | -                   | -                            | -                      | -                   | -                   | -                                   | -            |
|  | <b>Total Maint. and Operations</b>        | <b>\$ 350,034</b>   | <b>\$ 360,435</b>            | <b>\$ 428,443</b>      | <b>\$ 431,460</b>   | <b>\$ 437,851</b>   | <b>\$ 9,408</b>                     | <b>2.20%</b> |
| <b><u>Capital Outlay &amp; Transfers</u></b> |   |                     |                              |                        |                     |                     |                                     |              |
| 8061   | Land                                      | -                   | -                            | -                      | -                   | -                   | -                                   | -            |
| 8062   | Buildings                                 | -                   | -                            | -                      | -                   | -                   | -                                   | -            |
| 8063   | Improvements                              | -                   | -                            | -                      | -                   | -                   | -                                   | -            |
| 8064   | Machinery & Equipment                     | -                   | 11,098                       | -                      | -                   | -                   | -                                   | -            |
| 9090   | Transfers                                 | -                   | -                            | -                      | -                   | -                   | -                                   | -            |
|  | <b>Total Capital Outlay and Transfers</b> | <b>\$ -</b>         | <b>\$ 11,098</b>             | <b>\$ -</b>            | <b>\$ -</b>         | <b>\$ -</b>         | <b>\$ -</b>                         | <b>-</b>     |
|  | <b>Department Total:</b>                  | <b>\$ 3,756,260</b> | <b>\$ 3,245,085</b>          | <b>\$ 3,956,965</b>    | <b>\$ 3,959,982</b> | <b>\$ 4,068,235</b> | <b>\$ 111,270</b>                   | <b>2.81%</b> |

**City of Kenai  
Fiscal Year 2027 Operating Budget**

**Fund: 001 - General Fund  
Department: 21 - Police**

**2022 Operating & Repair Supplies.** For the purchase of department operating supplies including ammunition, cleaning supplies, vehicle fuel, and other departmental supplies. Special Project: Office Furniture \$12,000.

**2024 Small Tools & Minor Equipment.** Cost for 19 desktop computer replacements and related computer hardware/peripherals. 1 rugged laptop computer and docking station. Body armor, gas masks, protective equipment, digital cameras and accessories, body cameras, radar, training materials, vehicle camera replacement, portable breath testers, taser replacement and office furniture.

**2026 Computer Software.** Miscellaneous office software for 26 users, including WatchGuard for Evidence and Encryption for emails.

**4531 Professional Services.** Vehicle towing services for investigative impounds, laboratory and emergency room charges, and medical/psychological exams for department applicants. Miscellaneous professional services and Northwest Accreditation Association.

**4533 Transportation.** Police Academy and various police training seminars and conferences.

**4538 Repair & Maintenance.** Department annual building inspection services, miscellaneous equipment repairs and tuning. Printer maintenance, radio programming and maintenance, radar tuning fork testing, small equipment repairs and miscellaneous. Preventative maintenance inspections on new mobile/portable radios.

**5041 Miscellaneous.** Uniform allowance for (18) eighteen sworn officers, bio-hazard material handling, and officer plaques and pins.

**City of Kenai  
Fiscal Year 2027 Operating Budget**

**Fund 001 – General Fund  
Department 422 – Fire**

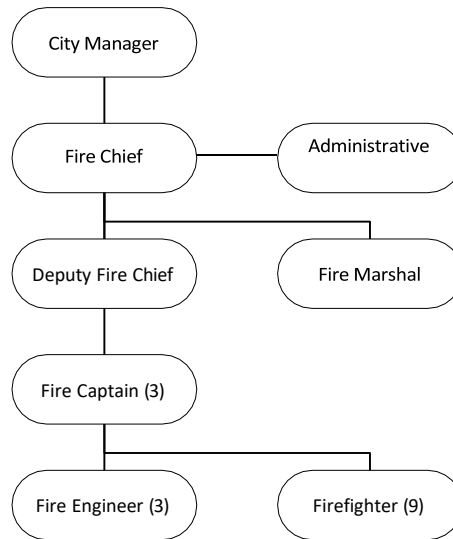
**Mission**

The Kenai Fire Department is dedicated to safeguarding the lives, property, and environment of our community through exceptional services in education, preparedness, prevention and response to emergency incidents.

**Functions & Responsibilities**

The City of Kenai Fire Department (KFD) provides fire, emergency medical services, airport rescue firefighting (ARFF), technical rescue, water rescue, code enforcement, fire investigation, fire prevention/public education, and other related services. The Department maintains a staff of Fire/EMS professionals who provide service to the citizens of Kenai from two stations staffed 24/7/365.

**Organizational Chart**



**Staffing**

| Position Title              | FY23 Actual |       | FY24 Actual |       | FY25 Actual |       | Projected FY26 |       | Proposed FY27 |       | Projected FY28 |       |
|-----------------------------|-------------|-------|-------------|-------|-------------|-------|----------------|-------|---------------|-------|----------------|-------|
|                             | FTE         | Grade | FTE         | Grade | FTE         | Grade | FTE            | Grade | FTE           | Grade | FTE            | Grade |
| Fire Chief                  | 1           | 27    | 1           | 27    | 1           | 27    | 1              | 27    | 1             | 27    | 1              | 27    |
| Deputy Fire Chief           | 1           | 25    | 1           | 25    | 1           | 25    | 1              | 25    | 1             | 25    | 1              | 25    |
| Fire Marshal                | 1           | 22    | 1           | 22    | 1           | 22    | 1              | 22    | 1             | 22    | 1              | 22    |
| Captain                     | 3           | 21    | 3           | 21    | 3           | 21    | 3              | 21    | 3             | 21    | 3              | 21    |
| Engineer                    | 3           | 20    | 3           | 20    | 3           | 20    | 3              | 20    | 3             | 20    | 3              | 20    |
| Firefighter                 | 10          | 18    | 9           | 18    | 9           | 18    | 12             | 18    | 12            | 18    | 12             | 18    |
| Administrative Assistant II | 1           | 14    | 1           | 14    | 1           | 14    | 1              | 14    | 1             | 14    | 1              | 14    |

## Average Overtime Per Position (hours)

| Position Title          | FY23 Actual  | FY24 Actual  | FY25 Actual  | Projected FY26 | Proposed FY27 | Projected FY28 |
|-------------------------|--------------|--------------|--------------|----------------|---------------|----------------|
| Fire Chief              | N/A          | N/A          | N/A          | N/A            | N/A           | N/A            |
| Deputy Fire Chief       | N/A          | N/A          | N/A          | N/A            | N/A           | N/A            |
| Fire Marshal            | 191          | 364          | 446          | 225            | 60            | 60             |
| Captain                 | 1476         | 1383         | 1,519        | 781            | 667           | 667            |
| Engineer                | 716          | 128          | 1,260        | 437            | 447           | 447            |
| Firefighter             | 3,393        | 4,145        | 4,265        | 1,977          | 1,796         | 1,796          |
| Administrative Asst. II | 0            | 0            | 0            | 10             | 10            | 10             |
| FLSA                    | <u>2,368</u> | <u>2,140</u> | <u>2,120</u> | <u>2,480</u>   | <u>2,700</u>  | <u>2,700</u>   |
| <b>TOTAL</b>            | <b>8,144</b> | <b>9,160</b> | <b>9,610</b> | <b>5,910</b>   | <b>5,690</b>  | <b>5,690</b>   |

## Performance Measures

### 1. Reduce fire loss through fire-code compliance inspections

There are 419 Commercial occupancies in Kenai. Of which 237 occupancies are classified as requiring fire code inspection every two years. If deficiencies are found, follow-up inspections may be required for the same occupancy within the same calendar year.

| Occupancy Inspections           | CY2022 | CY2023 | CY2024 | CY2025 | C2026* |
|---------------------------------|--------|--------|--------|--------|--------|
| Total Number of Occupancies     | 237    | 237    | 237    | 237    | 237    |
| Occupancy Inspections Completed | 124    | 137    | 135    | 124    | 28     |
| % of Inspections Completed      | 52%    | 58%    | 57%    | 52%    | 12%    |

\*Projected Figures based on year-to-date information.

CY-Calendar Year

## FY26 Department Goals Evaluation

- Update Accreditation with the State of Alaska Division of Fire and Life Safety. We are currently due to renew our accreditation for the following nationally recognized levels: Firefighter I, Firefighter II, Hazardous Materials Awareness and Operations, Fire Apparatus Operator/Driver, Fire Apparatus Operator/Pumper, Fire Officer I, and Rapid Intervention Technician. We would like to add Aircraft Rescue & Fire Fighting to that list during accreditation updates.
  - Achieved.*
- Work with Public Works to finalize Phase 3 and implement forest mitigation grant monies from the State of Alaska and the United States Forest Service.
  - Achieved. In progress: renewed contract extension with Alaska Forestry through 2026 to allow for an increased timeline to spend funds. Public Works has adjusted the scope and awarded the contract to exhaust available funding.*
- Improve and implement new personnel testing procedures to enhance the candidate pool and the acquisition of quality firefighter candidates. KFD is now testing the National Training Network for standardized written and physical fire candidate services (CPAT). Our first recruitment cycle since implementation has shown a 300% increase in applicants and a significant improvement in quality. KFD's goal is to increase the applicant pool from 10-15 up to at least 50 per posting.

- *Achieved. With the new partnership between KFD and NTN (National Testing Network), our applicant pool has almost tripled.*
4. Consolidate fire department database services for potential cost savings and improved data tracking/dissemination. This will also help address some of the points we lost during our last ISO evaluation. The goal is to improve various data areas to obtain a higher grade/point average to improve our ISO retrograde status. We are currently beta-testing ESO and enhanced PSTRAX to consolidate services.
    - *Partially Achieved. In Progress: KFD has successfully migrated 7 RMS subscriptions/platforms into a single platform: FirstDue RMS. We are still in the integration stage and uploading past data from previous platforms. The customization and tailoring of modules to best suit KFD is ongoing. FirstDue provides capabilities we previously lacked, helping us plan and manage logistics and data more effectively.*
  5. Improve Paramedic and Advanced EMT accuracy when administering meds/interventions in the field. We are testing options now with the hope of implementing HandTevy's advanced oversight software in the field. This will significantly reduce intervention/med administration time while also eliminating the risk of human error. Thus, providing higher-quality care and improved survivability for our patients.
    - *Achieved. KFD has implemented the HandTevy App/Program in the field. We have since had zero "0" medication errors, and intervention times have improved for patients.*

## **FY27 Department Goals**

The following goals support Imagine Kenai 2030 City of Kenai Comprehensive Plan Goal 7: Prepare and Protect the Citizens of Kenai from Natural Hazards and Disasters, and Goal 4: Provide Adequate Public Improvements and Services in Kenai.

1. Improve the efficiency and effectiveness of the fire department's response to emergencies in limited-access areas such as beaches and forested areas. The goal will target equipment acquisition and training. This will support EMS and Wildfire response capabilities.
2. Develop a multi-year training and leadership development framework to prepare the next generation of company officers and chief officers. Emphasis will be placed on instructor development, officer readiness, incident command proficiency, and acting officer programs.
3. Continue targeted improvements in data reporting, training documentation, water supply coordination, and response reliability to position the department for a stronger score in the next Insurance Services Office evaluation.
4. Build on recent recruiting success by implementing retention-focused strategies such as mentorship programs, structured onboarding, career development pathways, and evaluation of compensation competitiveness.
5. Develop a formal CRR (Community Risk Reduction) framework aligned with national best practices to proactively address the leading causes of fires, injuries, and medical emergencies within Kenai. This includes targeted inspection programs, public education campaigns, and data-driven deployment models.

6. Pursue aggressive replacement/updating of essential life safety and fire ground equipment that needs to be retired or removed from service.
7. Acquire essential hazardous materials (HAZMAT) response equipment necessary to bring KFD's response capabilities to our adopted minimum response level (HAZMAT OPS).

### **Future Considerations**

With the recent expansion of staffing, KFD is seeing a significant drop in reliance on Overtime Shift Coverage, improved morale, greater sustainability for current staff, and improved fire-level response for the citizens of Kenai.

Note: Until all new personnel are fully trained (Driver/Operator; ARFF; AEMT; etc.), we will not see the full reduction benefit in Overtime that we should.

KFD leadership participated in the Public Safety Facility feasibility study. We have a critical need to work towards new facility programming for the Kenai Fire Department. Otherwise, major renovation projects need to be facilitated.

KFD leadership has been evaluating and continues to evaluate our fleet for cost savings, size reduction, and improved mission capabilities.

The Kenai Fire Department is hosting the 2026 Alaska State Firefighter Conference.

City of Kenai  
Fiscal Year 2027 Operating Budget

Fund: 001 - General Fund  
Department: Fire

| Account Number                               | Expense Description                       | FY2025 Actual       | Five year Historical Average | Original Budget FY2026 | Amended Budget      | Proposed FY2027     | Increase (Decrease) FY2026 Original | % Change       |
|--|---|---------------------|------------------------------|------------------------|---------------------|---------------------|-------------------------------------|----------------|
| <b><u>Salaries and Benefits</u></b>          |   |                     |                              |                        |                     |                     |                                     |                |
| 0100   | Salaries                                  | \$ 1,732,765        | \$ 1,466,798                 | \$ 2,040,295           | \$ 2,040,295        | \$ 2,176,895        | \$ 136,600                          | 6.70%          |
| 0200   | Overtime                                  | 381,536             | 268,599                      | 129,191                | 129,191             | 195,285             | 66,094                              | 51.16%         |
| 0250   | Holiday Pay                               | 76,416              | 60,736                       | 92,741                 | 92,741              | 111,107             | 18,366                              | 19.80%         |
| 0300   | Leave                                     | 74,611              | 38,817                       | 73,821                 | 73,821              | 82,000              | 8,179                               | 11.08%         |
| 0400   | Medicare                                  | 31,860              | 25,589                       | 33,873                 | 33,873              | 37,197              | 3,324                               | 9.81%          |
| 0450   | Social Security                           | -                   | 157                          | -                      | -                   | -                   | -                                   | -              |
| 0500   | PERS                                      | 479,273             | 394,201                      | 497,690                | 497,690             | 546,324             | 48,634                              | 9.77%          |
| 0600   | Unemployment Insurance                    | -                   | 856                          | 11,680                 | 11,680              | 12,829              | 1,149                               | 9.84%          |
| 0700   | Workers Compensation                      | 77,093              | 54,466                       | 99,435                 | 99,435              | 120,245             | 20,810                              | 20.93%         |
| 0800   | Health & Life Insurance                   | 507,718             | 465,517                      | 587,884                | 587,884             | 440,924             | (146,960)                           | (25.00%)       |
| 0900   | Supplemental Retirement                   | 62,700              | 39,898                       | 66,648                 | 66,648              | 70,169              | 3,521                               | 5.28%          |
|  | <b>Total Salaries &amp; Benefits</b>      | <b>\$ 3,423,972</b> | <b>\$ 2,815,634</b>          | <b>\$ 3,633,258</b>    | <b>\$ 3,633,258</b> | <b>\$ 3,792,975</b> | <b>\$ 159,717</b>                   | <b>4.40%</b>   |
| <b><u>Maintenance and Operations</u></b>     |   |                     |                              |                        |                     |                     |                                     |                |
| 2021   | Office Supplies                           | 330                 | 342                          | 700                    | 700                 | 700                 | -                                   | -              |
| 2022   | Operating & Repair Supplies               | 71,499              | 62,202                       | 136,986                | 106,957             | 84,235              | (52,751)                            | (38.51%)       |
| 2023   | Repair & Maintenance Supplies             | -                   | -                            | -                      | -                   | -                   | -                                   | -              |
| 2024   | Small Tools/Minor Equipment               | 50,344              | 40,159                       | 29,200                 | 39,929              | 31,425              | 2,225                               | 7.62%          |
| 2026   | Computer Software                         | 5,435               | 6,762                        | 6,960                  | 6,960               | 7,690               | 730                                 | 10.49%         |
| 4531   | Professional Services                     | 84,084              | 55,123                       | 93,482                 | 93,562              | 89,601              | (3,881)                             | (4.15%)        |
| 4532   | Communications                            | 13,679              | 12,344                       | 25,118                 | 25,118              | 23,906              | (1,212)                             | (4.83%)        |
| 4533   | Travel & Transportation                   | 18,688              | 12,545                       | 19,000                 | 19,000              | 24,000              | 5,000                               | 26.32%         |
| 4534   | Advertising                               | 500                 | 492                          | 1,400                  | 1,400               | 1,400               | -                                   | -              |
| 4535   | Printing & Binding                        | 1,452               | 1,303                        | 2,180                  | 2,180               | 2,180               | -                                   | -              |
| 4536   | Insurance                                 | -                   | -                            | -                      | -                   | -                   | -                                   | -              |
| 4537   | Utilities                                 | 48,793              | 49,243                       | 51,577                 | 51,577              | 51,898              | 321                                 | 0.62%          |
| 4538   | Repair & Maintenance                      | 19,667              | 7,442                        | 24,213                 | 24,213              | 24,213              | -                                   | -              |
| 4539   | Rentals                                   | -                   | -                            | -                      | -                   | -                   | -                                   | -              |
| 4540   | Equip. Fund Pmts.                         | 214,122             | 156,010                      | 259,371                | 259,371             | 271,632             | 12,261                              | 4.73%          |
| 4541   | Postage                                   | 168                 | 211                          | 700                    | 700                 | 700                 | -                                   | -              |
| 4666   | Books                                     | 2,225               | 2,282                        | 2,835                  | 2,835               | 2,950               | 115                                 | 4.06%          |
| 4667   | Dues & Publications                       | 2,849               | 2,312                        | 3,805                  | 3,805               | 3,705               | (100)                               | (2.63%)        |
| 4999   | General Contingency                       | -                   | -                            | -                      | -                   | -                   | -                                   | -              |
| 5041   | Miscellaneous                             | 7,500               | 8,400                        | 11,000                 | 11,000              | 11,000              | -                                   | -              |
| 5045   | Depreciation                              | -                   | -                            | -                      | -                   | -                   | -                                   | -              |
| 5047   | Grants to Agencies                        | -                   | -                            | -                      | -                   | -                   | -                                   | -              |
|  | <b>Total Maint. and Operations</b>        | <b>\$ 541,335</b>   | <b>\$ 417,172</b>            | <b>\$ 668,527</b>      | <b>\$ 649,307</b>   | <b>\$ 631,235</b>   | <b>\$ (37,292)</b>                  | <b>(5.58%)</b> |
| <b><u>Capital Outlay &amp; Transfers</u></b> |   |                     |                              |                        |                     |                     |                                     |                |
| 8061   | Land                                      | -                   | -                            | -                      | -                   | -                   | -                                   | -              |
| 8062   | Buildings                                 | -                   | -                            | -                      | -                   | -                   | -                                   | -              |
| 8063   | Improvements                              | -                   | -                            | -                      | -                   | -                   | -                                   | -              |
| 8064   | Machinery & Equipment                     | -                   | 45,675                       | -                      | 19,300              | 41,000              | 41,000                              | -              |
| 9090   | Transfers                                 | -                   | -                            | -                      | -                   | -                   | -                                   | -              |
|  | <b>Total Capital Outlay and Transfers</b> | <b>\$ -</b>         | <b>\$ 45,675</b>             | <b>\$ -</b>            | <b>\$ 19,300</b>    | <b>\$ 41,000</b>    | <b>\$ 41,000</b>                    | <b>-</b>       |
|  | <b>Department Total:</b>                  | <b>\$ 3,965,307</b> | <b>\$ 3,278,481</b>          | <b>\$ 4,301,785</b>    | <b>\$ 4,301,865</b> | <b>\$ 4,465,210</b> | <b>\$ 163,425</b>                   | <b>3.80%</b>   |

**City of Kenai  
Fiscal Year 2027 Operating Budget**

**Fund: 001 - General Fund  
Department: 22 - Fire**

**2022 Operating & Repair Supplies.** This line item includes the department general supply budget as well as EMS Supplies including pharmaceuticals. New hire costs, oxygen/nitrogen refills, gasoline and diesel fuels, Class A foam and fire prevention supplies.

**2024 Small Tools/Minor Maintenance.** This line item includes funds for miscellaneous Fire and EMS equipment, firefighter turnout gear and the new computer and ipad replacement program. Office furniture replacement, SCBA replacement parts.

**4531 Professional Services.** This line item includes the department's ambulance billing service, medical advisor fee, firefighter physicals, and other service and software contracts. Foam disposal.

**4533 Travel & Transportation.** This line item includes travel and registration for department members to attend training such as the National Fire Academy, the Alaska Fire Chiefs Associations Leadership Summit, the Alaska Building Officials Forum, Fire Officer Training Development and the Alaska State Arson Symposium.

**4538 Repair & Maintenance.** Ladder inspections, SCBA air sampling, mat cleaning service, maintenance contract, floor waxing and miscellaneous repair and maintenance.

**4540 Equipment Replacement Fund Payments.** Annual payment to the City's Equipment Replacement Fund for equipment purchased by the fund and utilized by the Fire Department.

|                  |                   |
|------------------|-------------------|
| Safe boat        | \$ 9,464          |
| Engine 2         | 35,559            |
| Ambulance F7     | 31,685            |
| Hurricane Aerial | 88,436            |
| Hurricane Tanker | 27,837            |
| Ambulance F8     | 30,829            |
| Pumper Engine E2 | 17,034            |
| Ambulance F6     | 17,230            |
| F-10             | 2,574             |
| F-11             | 2,574             |
| F-12             | 2,695             |
| P-11             | 5,717             |
|                  | <u>\$ 271,634</u> |

**8064 Machinery & Equipment.** Special Project: Hazmat Response Trailer & equipment. \$30,000.

**City of Kenai  
Fiscal Year 2027 Operating Budget**

**Fund 001 – General Fund  
Department 423 – Communications**

**Mission**

To protect the lives and property of the citizens of Kenai and its visitors through prompt, courteous, and efficient call processing and dispatching of emergency services.

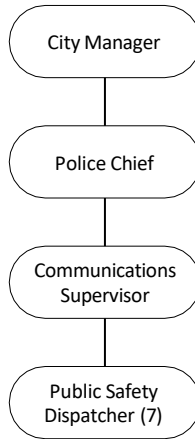
**Functions & Responsibilities**

The Department staffs and maintains a 911 communications system and responds to calls for assistance. A recent community survey identified keeping the community safe with police, fire, and emergency services as the City’s most important service, underscoring the critical role of the dispatch center in supporting timely and effective emergency response.

Core functions of the department:

- Answer and dispatch 911 calls
- Answer administrative phones and walk-in customers for the Police Department.
- Administrative support to the Police & Fire Departments
- Alarm monitoring/dispatching (city buildings)
- Answer/dispatch the FAA direct hotline for airport disasters

**Organizational Chart**



**Staffing**

| Position Title            | FY23 Actual |       | FY24 Actual |       | FY25 Actual |       | Projected FY26 |       | Proposed FY27 |       | Projected FY28 |       |
|---------------------------|-------------|-------|-------------|-------|-------------|-------|----------------|-------|---------------|-------|----------------|-------|
|                           | FTE         | Grade | FTE         | Grade | FTE         | Grade | FTE            | Grade | FTE           | Grade | FTE            | Grade |
| Communications Supervisor | 1           | 17    | 1           | 17    | 1           | 18    | 1              | 18    | 1             | 18    | 1              | 18    |
| Public Safety Dispatcher  | 7           | 14    | 7           | 14    | 7           | 15    | 7              | 15    | 7             | 15    | 7              | 15    |

## Average Overtime Per Position (hours)

| Position Title            | FY23 Actual | FY24 Actual | FY25 Actual | Projected FY26 | Proposed FY27 | Projected FY28 |
|---------------------------|-------------|-------------|-------------|----------------|---------------|----------------|
| Communications Supervisor | 260         | 334         | 252         | 205            | 89            | 89             |
| Public Safety Dispatcher  | 248         | 331         | 245         | 360            | 267           | 267            |

## Performance Measures

| Fiscal Year                          | 2022  | 2023  | 2024  | 2025  | 2026* |
|--------------------------------------|-------|-------|-------|-------|-------|
| Police Calls for Service Dispatched  | 7,231 | 6,950 | 6,178 | 6,282 | 6,750 |
| Medical Calls for Service Dispatched | 1,184 | 1,240 | 1,333 | 1,144 | 1,400 |
| Fire Calls for Service Dispatched    | 366   | 383   | 301   | 399   | 220   |
| 911 Calls Received                   | 3,590 | 3,200 | 3,004 | 3,392 | 3,400 |
| Training Hours Per Dispatcher        | 55    | 50    | 55    | 65    | 67    |

\* Projected Figures based on year-to-date information.

## FY26 Department Goals Evaluation

- The Dispatch Center will incorporate Emergency Medical Dispatching from the third dispatch position in the dispatch center.
  - Partially Achieved. The dispatch center was able to use a floating software license during this fiscal year, enabling EMD dispatching from the third station. That system has proved problematic, and the need for a third software license is anticipated in the coming year.*
- The Dispatch Center will work with the State Department of Public Safety through the CJIS Modernization Project and implement the new Alaska Public Safety Information Network (APSIN) software.
  - Achieved. This dispatch supervisor diligently worked with the State for months in preparation for a major software transition in dispatch. Ongoing internal and external training is being conducted to get all staff up to speed on the new system that went live in January.*
- The Dispatch Center will evaluate the feasibility of becoming accredited under the Northwest Accreditation Alliance, which is the organization that accredits the Police Department.
  - Achieved. Information was collected from the Northwest Accreditation Alliance and from an already accredited dispatch center. That information was analyzed to assess the potential for dispatch center accreditation. It was determined that it would be feasible to become accredited and that the best approach would be a multi-year upgrade of policy and procedure manuals and alignment of accreditation timing with police re-accreditation in 2028.*

## FY27 Department Goals

- Initiate the update of the Dispatch Center Standard Operating Procedures and revise at least 50% of dispatch policies to ensure compliance with current FBI Criminal Justice Information Services (CJIS) requirements and applicable Northwest Accreditation Alliance standards. This supports Comprehensive Plan Goal 4, Public Improvements and Services: Promote and encourage quality of life in Kenai by enhancing public safety and providing adequate public improvements and services.

2. Provide specialized training for one dispatcher to join the Quality Control Call Review Team and fully train and integrate a second dispatcher into the National Incident-Based Reporting System (NIBRS) for crime data submission to the State of Alaska, which in turn reports Uniform Crime Report data to the FBI. Comprehensive Plan Goal 1 Quality of life: Promote and encourage quality of life in Kenai by enhancing public safety.

### **Future Considerations**

The Department will continue to evaluate a potential transition from operating our own records management system to joining the State Department of Public Safety's records management system.

The Dispatch Center flooring and dispatch furniture are nearing the end of their usable life, and replacement parts are increasingly difficult to obtain. As the City considers renovation or construction of a new public safety facility, the timing of replacement for these items will need to be evaluated alongside those long-term facility decisions.

City of Kenai  
Fiscal Year 2027 Operating Budget

Fund: 001 - General Fund  
Department: Communications

| Account Number                               | Expense Description                       | FY2025 Actual       | Five year Historical Average | Original Budget FY2026 | Amended Budget      | Proposed FY2027     | Increase (Decrease) FY2026 Original | % Change       |
|--|---|---------------------|------------------------------|------------------------|---------------------|---------------------|-------------------------------------|----------------|
| <b><u>Salaries and Benefits</u></b>          |   |                     |                              |                        |                     |                     |                                     |                |
| 0100   | Salaries                                  | \$ 508,124          | \$ 408,729                   | \$ 526,061             | \$ 526,061          | \$ 550,707          | \$ 24,646                           | 4.69%          |
| 0200   | Overtime                                  | 25,218              | 22,404                       | 14,926                 | 14,926              | 14,742              | (184)                               | (1.23%)        |
| 0250   | Holiday Pay                               | 28,978              | 22,203                       | 34,717                 | 34,717              | 37,071              | 2,354                               | 6.78%          |
| 0300   | Leave                                     | 14,586              | 5,853                        | 13,197                 | 13,197              | 16,937              | 3,740                               | 28.34%         |
| 0400   | Medicare                                  | 8,172               | 6,459                        | 8,539                  | 8,539               | 8,981               | 442                                 | 5.18%          |
| 0450   | Social Security                           | -                   | 3                            | -                      | -                   | -                   | -                                   | -              |
| 0500   | PERS                                      | 123,193             | 100,093                      | 118,038                | 118,038             | 132,554             | 14,516                              | 12.30%         |
| 0600   | Unemployment Insurance                    | -                   | 214                          | 2,945                  | 2,945               | 3,098               | 153                                 | 5.20%          |
| 0700   | Workers Compensation                      | 1,327               | 921                          | 2,906                  | 2,906               | 1,755               | (1,151)                             | (39.61%)       |
| 0800   | Health & Life Insurance                   | 213,776             | 191,821                      | 213,776                | 213,776             | 140,294             | (73,482)                            | (34.37%)       |
| 0900   | Supplemental Retirement                   | 20,392              | 13,035                       | 19,881                 | 19,881              | 19,509              | (372)                               | (1.87%)        |
|  | <b>Total Salaries &amp; Benefits</b>      | <b>\$ 943,766</b>   | <b>\$ 771,735</b>            | <b>\$ 954,986</b>      | <b>\$ 954,986</b>   | <b>\$ 925,648</b>   | <b>\$ (29,338)</b>                  | <b>(3.07%)</b> |
| <b><u>Maintenance and Operations</u></b>     |   |                     |                              |                        |                     |                     |                                     |                |
| 2021   | Office Supplies                           | 208                 | 576                          | 1,000                  | 1,000               | 1,000               | -                                   | -              |
| 2022   | Operating & Repair Supplies               | 233                 | 132                          | 250                    | 250                 | 250                 | -                                   | -              |
| 2023   | Repair & Maintenance Supplies             | -                   | -                            | -                      | -                   | -                   | -                                   | -              |
| 2024   | Small Tools/Minor Equipment               | 5,489               | 5,698                        | 7,300                  | 7,300               | 7,375               | 75                                  | 1.03%          |
| 2026   | Computer Software                         | 2,554               | 2,808                        | 13,220                 | 13,220              | 4,220               | (9,000)                             | (68.08%)       |
| 4531   | Professional Services                     | 3,445               | 2,199                        | 3,770                  | 3,770               | 3,770               | -                                   | -              |
| 4532   | Communications                            | 1,830               | 1,652                        | 3,950                  | 3,950               | 4,040               | 90                                  | 2.28%          |
| 4533   | Travel & Transportation                   | 8,560               | 8,465                        | 10,000                 | 10,000              | 10,000              | -                                   | -              |
| 4534   | Advertising                               | -                   | 225                          | 600                    | 600                 | 600                 | -                                   | -              |
| 4535   | Printing & Binding                        | 62                  | 56                           | 400                    | 400                 | -                   | (400)                               | (100.00%)      |
| 4536   | Insurance                                 | -                   | -                            | -                      | -                   | -                   | -                                   | -              |
| 4537   | Utilities                                 | -                   | -                            | -                      | -                   | -                   | -                                   | -              |
| 4538   | Repair & Maintenance                      | 32,442              | 31,119                       | 43,950                 | 45,600              | 51,000              | 7,050                               | 16.04%         |
| 4539   | Rentals                                   | -                   | -                            | -                      | -                   | -                   | -                                   | -              |
| 4540   | Equip. Fund Pmts.                         | -                   | -                            | -                      | -                   | -                   | -                                   | -              |
| 4541   | Postage                                   | -                   | -                            | -                      | -                   | -                   | -                                   | -              |
| 4666   | Books                                     | 72                  | 63                           | 100                    | 100                 | 100                 | -                                   | -              |
| 4667   | Dues & Publications                       | 1,226               | 740                          | 1,350                  | 1,350               | 1,400               | 50                                  | 3.70%          |
| 4999   | General Contingency                       | -                   | -                            | -                      | -                   | -                   | -                                   | -              |
| 5041   | Miscellaneous                             | 255                 | 565                          | 850                    | 850                 | 850                 | -                                   | -              |
| 5045   | Depreciation                              | -                   | -                            | -                      | -                   | -                   | -                                   | -              |
| 5047   | Grants to Agencies                        | -                   | -                            | -                      | -                   | -                   | -                                   | -              |
|  | <b>Total Maint. and Operations</b>        | <b>\$ 56,376</b>    | <b>\$ 54,298</b>             | <b>\$ 86,740</b>       | <b>\$ 88,390</b>    | <b>\$ 84,605</b>    | <b>\$ (2,135)</b>                   | <b>(2.46%)</b> |
| <b><u>Capital Outlay &amp; Transfers</u></b> |   |                     |                              |                        |                     |                     |                                     |                |
| 8061   | Land                                      | -                   | -                            | -                      | -                   | -                   | -                                   | -              |
| 8062   | Buildings                                 | -                   | -                            | -                      | -                   | -                   | -                                   | -              |
| 8063   | Improvements                              | -                   | -                            | -                      | -                   | -                   | -                                   | -              |
| 8064   | Machinery & Equipment                     | 14,283              | 2,857                        | -                      | -                   | -                   | -                                   | -              |
| 9090   | Transfers                                 | -                   | -                            | -                      | -                   | -                   | -                                   | -              |
|  | <b>Total Capital Outlay and Transfers</b> | <b>\$ 14,283</b>    | <b>\$ 2,857</b>              | <b>\$ -</b>            | <b>\$ -</b>         | <b>\$ -</b>         | <b>\$ -</b>                         | <b>-</b>       |
|  | <b>Department Total:</b>                  | <b>\$ 1,014,425</b> | <b>\$ 828,890</b>            | <b>\$ 1,041,726</b>    | <b>\$ 1,043,376</b> | <b>\$ 1,010,253</b> | <b>\$ (31,473)</b>                  | <b>(3.02%)</b> |

**City of Kenai  
Fiscal Year 2027 Operating Budget**

**Fund: 001 - General Fund  
Department: 23 - Communications**

**2024 Small Tools & Minor Equipment.** Replacement computer, monitors, headsets, handsets, hardware and furniture. Replacement printer for Communications Supervisor.

**2026 Computer Software.** Software for 7 computers, 10 users and encryption for emails.

**4531 Professional Services.** Drug screenings for new hires and medical director fees.

**4533 Travel & Transportation.** Continuing education for department staff including emergency communications training and emergency medical dispatch training.

**4538 Repair & Maintenance.** Maintenance of department radio equipment, records management system, call recording equipment and other miscellaneous items.

**City of Kenai  
Fiscal Year 2027 Operating Budget**

**Fund 001 – General Fund  
Department: 29 – Animal Control**

**Mission**

The Kenai Animal Shelter strives to make the community safer for individuals and animals within the City of Kenai. This will be accomplished through public education, spaying/neutering, and ensuring our staff continues to operate in a humane and safe manner in accordance with City, State and national standards regarding animal welfare.

**Functions & Responsibilities**

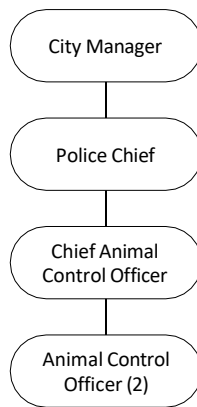
The primary responsibilities of the Kenai Animal Shelter are:

1. Provide temporary care and shelter to a variety of domestic animals.
2. Provide fair enforcement of Title 3 of the Kenai Municipal Code which covers many areas of animal welfare and restraint.
3. Provide shelter services for the City of Soldotna as outlined in the Agreement for Animal Control Shelter Services Contract.

Services provided by the Kenai Animal Shelter include: rabies control, public safety, animal welfare, and public relations/education.

The Kenai Animal Shelter performs regular patrols of neighborhoods, investigates complaints, issues citations to violators, responds to exigent situations, and assists other agencies with animal related issues.

**Organizational Chart**



**Staffing**

| Position Title               | FY23 Actual |       | FY24 Actual |       | FY25 Actual |       | Projected FY26 |       | Proposed FY27 |       | Projected FY28 |       |
|------------------------------|-------------|-------|-------------|-------|-------------|-------|----------------|-------|---------------|-------|----------------|-------|
|                              | Qty         | Grade | Qty         | Grade | Qty         | Grade | Qty            | Grade | Qty           | Grade | Qty            | Grade |
| Chief Animal Control Officer | 1           | 17    | 1           | 17    | 1           | 17    | 1              | 17    | 1             | 17    | 1              | 17    |
| Animal Control Officer       | 2           | 14    | 2           | 14    | 2           | 14    | 2              | 14    | 2             | 14    | 2              | 14    |

**Average Overtime Per Position (hours)**

| Position Title               | FY23 Actual | FY24 Actual | FY25 Actual | Projected FY26 | Proposed FY27 | Projected FY28 |
|------------------------------|-------------|-------------|-------------|----------------|---------------|----------------|
| Chief Animal Control Officer | 35.5        | 21.5        | 28          | 30             | 30            | 30             |
| Animal Control Officer       | 17          | 40          | 41          | 60             | 60            | 60             |

## Performance Measures

| Fiscal Year                    | 2022 | 2023   | 2024  | 2025  | 2026* |
|--------------------------------|------|--------|-------|-------|-------|
| Field investigations & Patrols | 452  | 337    | 261   | 386   | 288   |
| Volunteer Hours Logged         | 128  | 107.79 | 96.65 | 17.35 | 5     |
| Educational Outreach           | 13   | 7      | 3     | 8     | 3     |
| Animal Shelter Intake          | 501  | 558    | 456   | 349   | 300   |

\* Projected Figures based on year-to-date information.

## FY26 Department Goals Evaluation

1. The Kenai Animal Shelter will partake in or host a minimum of seven community outreach events. This will support goals 1 and 4 of the Kenai Comprehensive Plan by increasing community awareness of Kenai Animal Control, the Kenai Animal Shelter, and the resources we offer.
  - *Partially Achieved. Due to the vacancy of the Chief Animal Control Officer position during the first half of FY26 and the vacancy of one Animal Control Officer during the early months of FY26, the animal shelter was forced to prioritize animal care and animal control workloads. For these reasons Only 3 events are projected in FY26.*
2. The Kenai Animal Shelter will restart the volunteer program.
  - *Achievement Anticipated. The development of a limited volunteer program for the use of community outreach and media creation has begun.*
3. The Kenai Animal Shelter will document a minimum of seven Department Policies and Procedures in FY 26.
  - *Partially Achieved. Documentation of seven departmental policies and corresponding procedures is expected by the conclusion of the fiscal year.*

## FY27 Department Goals

1. Kenai Animal Control will engage in, sponsor, or host 2 educational opportunities targeting local Youth. These educational opportunities will center on animal behavior, animal bite prevention, and Rabies control. This will support the Kenai Comprehensive Plan goal four by providing adequate public improvements and services in Kenai.
2. Kenai Animal Control will provide an additional public service event in FY27 that provides a low-cost service to the public, such as a rabies clinic or an adoption event. This will support the Kenai Comprehensive Plan goal four by providing adequate public improvements and services in Kenai.

3. Kenai Animal Control will document all remaining written departmental policies and procedures into the new City of Kenai format in FY27. This will support goals 1 and 4 of the Kenai Comprehensive Plan by increasing community awareness of Kenai Animal Control, the Kenai Animal Shelter, and the resources we offer.

### **Future Considerations**

The Kenai Animal Control staff anticipates the need to update the Animal Control Section of the Kenai Municipal Code. The animal control field and national standards for animal shelters have grown extensively over the last decade. The staff would like to update our code to better reflect changes in the field and support animal welfare in the City.

City of Kenai  
Fiscal Year 2027 Operating Budget

Fund: 001 - General Fund  
Department: Animal Control

| Account Number                               | Expense Description                       | FY2025 Actual     | Five year Historical Average | Original Budget FY2026 | Amended Budget    | Proposed FY2027   | Increase (Decrease) FY2026 Original | % Change       |
|--|---|-------------------|------------------------------|------------------------|-------------------|-------------------|-------------------------------------|----------------|
| <b><u>Salaries and Benefits</u></b>          |   |                   |                              |                        |                   |                   |                                     |                |
| 0100   | Salaries                                  | \$ 170,241        | \$ 177,817                   | \$ 188,067             | \$ 184,567        | \$ 196,069        | \$ 8,002                            | 4.25%          |
| 0200   | Overtime                                  | 3,336             | 3,132                        | 4,973                  | 4,973             | 5,184             | 211                                 | 4.24%          |
| 0250   | Holiday Pay                               | -                 | -                            | -                      | -                 | -                 | -                                   | -              |
| 0300   | Leave                                     | 15,819            | 4,866                        | 2,894                  | 2,894             | 3,754             | 860                                 | 29.72%         |
| 0400   | Medicare                                  | 2,675             | 2,530                        | 2,841                  | 2,841             | 2,972             | 131                                 | 4.61%          |
| 0450   | Social Security                           | 431               | 86                           | -                      | -                 | -                 | -                                   | -              |
| 0500   | PERS                                      | 37,014            | 39,647                       | 42,469                 | 42,469            | 44,276            | 1,807                               | 4.25%          |
| 0600   | Unemployment Insurance                    | -                 | 83                           | 980                    | 980               | 1,025             | 45                                  | 4.59%          |
| 0700   | Workers Compensation                      | 2,363             | 2,354                        | 2,387                  | 2,387             | 3,234             | 847                                 | 35.48%         |
| 0800   | Health & Life Insurance                   | 80,166            | 79,060                       | 80,166                 | 80,166            | 60,126            | (20,040)                            | (25.00%)       |
| 0900   | Supplemental Retirement                   | 6,005             | 5,258                        | 6,975                  | 6,975             | 6,975             | -                                   | -              |
|  | <b>Total Salaries &amp; Benefits</b>      | <b>\$ 318,050</b> | <b>\$ 314,833</b>            | <b>\$ 331,752</b>      | <b>\$ 328,252</b> | <b>\$ 323,615</b> | <b>\$ (8,137)</b>                   | <b>(2.45%)</b> |
| <b><u>Maintenance and Operations</u></b>     |   |                   |                              |                        |                   |                   |                                     |                |
| 2021   | Office Supplies                           | 673               | 509                          | 500                    | 500               | 650               | 150                                 | 30.00%         |
| 2022   | Operating & Repair Supplies               | 14,945            | 12,347                       | 14,590                 | 14,590            | 22,145            | 7,555                               | 51.78%         |
| 2023   | Repair & Maintenance Supplies             | -                 | -                            | -                      | -                 | -                 | -                                   | -              |
| 2024   | Small Tools/Minor Equipment               | 3,936             | 4,220                        | 1,660                  | 3,660             | 3,310             | 1,650                               | 99.40%         |
| 2026   | Computer Software                         | 1,438             | 1,174                        | 1,680                  | 1,680             | 1,880             | 200                                 | -              |
| 4531   | Professional Services                     | 32,830            | 28,732                       | 36,500                 | 36,500            | 36,500            | -                                   | -              |
| 4532   | Communications                            | 1,591             | 1,771                        | 2,396                  | 2,396             | 2,456             | 60                                  | 2.50%          |
| 4533   | Travel & Transportation                   | 6,761             | 4,289                        | 7,500                  | 11,000            | 8,000             | 500                                 | 6.67%          |
| 4534   | Advertising                               | 20                | 8                            | 50                     | 550               | 50                | -                                   | -              |
| 4535   | Printing & Binding                        | 1,042             | 709                          | 1,150                  | 1,150             | 1,150             | -                                   | -              |
| 4536   | Insurance                                 | -                 | -                            | -                      | -                 | -                 | -                                   | -              |
| 4537   | Utilities                                 | 26,361            | 29,627                       | 31,545                 | 31,545            | 29,726            | (1,819)                             | (5.77%)        |
| 4538   | Repair & Maintenance                      | 1,106             | 1,574                        | 2,100                  | 2,100             | 2,100             | -                                   | -              |
| 4539   | Rentals                                   | 48,305            | 47,704                       | 48,491                 | 48,491            | 50,429            | 1,938                               | 4.00%          |
| 4540   | Equip. Fund Pmts.                         | 5,308             | 5,308                        | 8,155                  | 8,155             | 8,155             | -                                   | -              |
| 4541   | Postage                                   | 1,037             | 919                          | 1,600                  | 200               | 250               | (1,350)                             | (84.38%)       |
| 4666   | Books                                     | -                 | 44                           | 250                    | 250               | 500               | 250                                 | 100.00%        |
| 4667   | Dues & Publications                       | 75                | 589                          | 1,015                  | 415               | 1,015             | -                                   | -              |
| 4999   | General Contingency                       | -                 | -                            | -                      | -                 | -                 | -                                   | -              |
| 5041   | Miscellaneous                             | 500               | 1,261                        | 1,700                  | 1,200             | 1,700             | -                                   | -              |
| 5045   | Depreciation                              | -                 | -                            | -                      | -                 | -                 | -                                   | -              |
| 5047   | Grants to Agencies                        | -                 | -                            | -                      | -                 | -                 | -                                   | -              |
|  | <b>Total Maint. and Operations</b>        | <b>\$ 145,928</b> | <b>\$ 140,785</b>            | <b>\$ 160,882</b>      | <b>\$ 164,382</b> | <b>\$ 170,016</b> | <b>\$ 9,134</b>                     | <b>5.68%</b>   |
| <b><u>Capital Outlay &amp; Transfers</u></b> |   |                   |                              |                        |                   |                   |                                     |                |
| 8061   | Land                                      | -                 | -                            | -                      | -                 | -                 | -                                   | -              |
| 8062   | Buildings                                 | -                 | -                            | -                      | -                 | -                 | -                                   | -              |
| 8063   | Improvements                              | -                 | -                            | -                      | -                 | -                 | -                                   | -              |
| 8064   | Machinery & Equipment                     | -                 | -                            | -                      | -                 | -                 | -                                   | -              |
| 9090   | Transfers                                 | -                 | -                            | -                      | -                 | -                 | -                                   | -              |
|  | <b>Total Capital Outlay and Transfers</b> | <b>\$ -</b>       | <b>\$ -</b>                  | <b>\$ -</b>            | <b>\$ -</b>       | <b>\$ -</b>       | <b>\$ -</b>                         | <b>-</b>       |
|  | <b>Department Total:</b>                  | <b>\$ 463,978</b> | <b>\$ 455,618</b>            | <b>\$ 492,634</b>      | <b>\$ 492,634</b> | <b>\$ 493,631</b> | <b>\$ 997</b>                       | <b>0.20%</b>   |

**City of Kenai  
Fiscal Year 2027 Operating Budget**

**Fund: 001 - General Fund  
Department: 29 - Animal Control**

**2022 Operating, Repair & Maintenance Supplies.** Euthanasia drugs/supplies, dog and cat vaccines, animal feed, litter, enrichment toys and beds. Cleaning supplies, volunteer staff supplies and rewards. Vehicle fuel, new uniform and reflective outerwear, officer safety protection gear and rabies clinic costs. Special Project: Kennel Latches \$7,500.

**2024 Small Tools & Minor Equipment.** Computer replacement for two computers. Capture/restraint tools and miscellaneous small tools.

**4531 Professional Services.** Veterinary services including spaying and neutering of animals that are reimbursed by those adopting animals and general veterinary services for care of animals being housed at the shelter.

**4533 Travel & Transportation.** Continuing education for shelter staff on humane treatment of animals and recertifications.

**4539 Rentals.** Annual lease of the Animal Control shelter and land from the City's Airport Fund.

**4667 Dues and Publications.** Professional organization dues for shelter staff and online subscription to continuing education for staff and volunteers.

**City of Kenai  
Fiscal Year 2027 Operating Budget**

**Fund 001 – General Fund  
Department 431 – Public Works Administration**

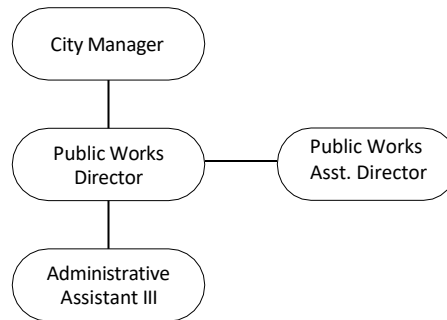
**Mission**

To provide high-quality, cost-effective services that ensure the design, construction, operation, and maintenance of all public infrastructure, facilities, and services are responsive to the needs of the community, businesses, other City Departments, as well as the general public.

**Functions & Responsibilities**

The Public Works Department is responsible for a full range of duties, including supervision and coordination of Building Maintenance, Building Permits, Shop, Streets, Water and Sewer, and Wastewater Treatment Plant. In addition to Purchasing and Contract Management assistance for all departments, management of Capital Projects, infrastructure support, oversight of the City Dock & Harbor and Safety Department, and streetlight maintenance.

**Organizational Chart**



**Staffing**

| Position Title                         | FY23 Actual |       | FY24 Actual |       | FY25 Actual |       | Projected FY26 |       | Proposed FY27 |       | Projected FY28 |       |
|--|-------------|-------|-------------|-------|-------------|-------|----------------|-------|---------------|-------|----------------|-------|
|  | FTE         | Grade | FTE         | Grade | FTE         | Grade | FTE            | Grade | FTE           | Grade | FTE            | Grade |
| <b>Public Works Director</b>           | .71         | 28    | .71         | 28    | .71         | 28    | .70            | 28    | .63           | 28    | .63            | 28    |
| <b>Public Works Assistant Director</b> | -           | N/A   | -           | N/A   | 1           | 22    | .70            | 24    | .63           | 24    | .63            | 24    |
| <b>Administrative Assistant III</b>    | .71         | 15    | .71         | 15    | .71         | 15    | .70            | 15    | .63           | 15    | .63            | 15    |
| <b>Capital Project Manager</b>         | 1           | 23    | 1           | 23    | 1           | 23    | -              | N/A   | -             | N/A   | -              | N/A   |

**Average Overtime Per Position (hours)**

| Position Title                         | FY23 Actual | FY24 Actual | FY25 Actual | Projected FY26 | Proposed FY27 | Projected FY28 |
|--|-------------|-------------|-------------|----------------|---------------|----------------|
| <b>Public Works Director</b>           | N/A         | N/A         | N/A         | N/A            | N/A           | N/A            |
| <b>Public Works Assistant Director</b> | N/A         | N/A         | N/A         | N/A            | N/A           | N/A            |
| <b>Administrative Assistant III</b>    | 0           | 0           | 0           | 6              | 6             | 6              |

## Performance Measures

| Fiscal Year                              | 2022 | 2023 | 2024 | 2025  | 2026*  |
|--|------|------|------|-------|--------|
| Active Capital Projects                  | 16   | 26   | 22   | 18    | 27     |
| Completed Capital Projects               | 8    | 12   | 8    | 6     | 7      |
| RFPs released                            | 7    | 8    | 3    | 6     | 5      |
| ITBs released                            | 10   | 12   | 8    | 19    | 5      |
| Right-of-Way / Excavation Permits Issued | 51   | 58   | 76   | 100** | 100*** |

\*Actual Figures year-to-date 2/18/26.

\*\*590 ENSTAR permits and 30 GCI permits completed as 2 total permits.

\*\*\* Projected

## FY26 Department Goal Evaluation

1. Continue work through active capital project allocations to develop a project schedule for each project or reallocate funding if needed. The goal is to complete 18 capital projects.
  - *Partially Achieved. A schedule for completion was developed in the Capital Improvement Plan, and multiple projects are ongoing that will be completed this fiscal year.*
2. Update construction specifications for road, water, and sewer improvements.
  - *Achieved. Specifications to be approved before the end of the fiscal year.*
3. Incorporate new solutions and programs for procurement, project management, and permitting. Supports Goal 2 of the Comprehensive Plan.
  - *Achieved. Transitioned to the BidExpress platform for online bidding and procurement of permit software to be completed this fiscal year. Project management software is not deemed necessary at this time.*
4. Develop a procedure to accompany the Purchasing Policy and develop a Contracting policy and procedure to assist all departments in the City.
  - *Partially Achieved. Draft procedures developed but not finalized.*

## FY27 Department Goals

1. Continue work through active capital project allocations to develop a project schedule for each project or reallocate funding if needed. The goal is to complete 24 capital projects. Can support all goals associated with the Comprehensive plan, depending upon the project.
2. Develop a procedure to accompany the Purchasing Policy and develop a Contracting policy and procedure to assist all departments in the City.

## Future Considerations

The loss of Capital funding from the State of Alaska will necessitate the increased use of City funds to maintain and improve our infrastructure. Mechanisms for providing this funding will need to be identified and implemented to ensure that critical infrastructure does not fall into disrepair.

**City of Kenai  
Fiscal Year 2027 Operating Budget**

**Fund: 001 - General Fund  
Department: Public Works Administration**

| Account Number                               | Expense Description                       | FY2025 Actual      | Five year Historical Average | Original Budget FY2026 | Amended Budget    | Proposed FY2027   | Increase (Decrease) FY2026 Original | % Change       |
|--|---|--------------------|------------------------------|------------------------|-------------------|-------------------|-------------------------------------|----------------|
| <b><u>Salaries and Benefits</u></b>          |   |                    |                              |                        |                   |                   |                                     |                |
| 0100   | Salaries                                  | \$ 222,661         | \$ 214,183                   | \$ 136,462             | \$ 136,462        | \$ 146,854        | \$ 10,392                           | 7.62%          |
| 0200   | Overtime                                  | -                  | 34                           | 209                    | 209               | 196               | (13)                                | (6.22%)        |
| 0250   | Holiday Pay                               | -                  | -                            | -                      | -                 | -                 | -                                   | -              |
| 0300   | Leave                                     | 19,942             | 4,918                        | 3,096                  | 3,096             | 3,759             | 663                                 | 21.41%         |
| 0400   | Medicare                                  | 3,542              | 3,077                        | 2,027                  | 1,628             | 2,185             | 158                                 | 7.79%          |
| 0450   | Social Security                           | -                  | -                            | -                      | -                 | -                 | -                                   | -              |
| 0500   | PERS                                      | 40,867             | 47,416                       | 30,068                 | 30,068            | 32,352            | 2,284                               | 7.60%          |
| 0600   | Unemployment Insurance                    | -                  | 91                           | 699                    | 699               | 754               | 55                                  | 7.87%          |
| 0700   | Workers Compensation                      | 530                | 455                          | (644)                  | (644)             | 431               | 1,075                               | -              |
| 0800   | Health & Life Insurance                   | 41,265             | 34,230                       | 36,074                 | 36,074            | 27,858            | (8,216)                             | (22.78%)       |
| 0900   | Supplemental Retirement                   | 4,709              | 4,099                        | 8,114                  | 8,114             | 4,670             | (3,444)                             | (42.45%)       |
|  | <b>Total Salaries &amp; Benefits</b>      | <b>\$ 333,516</b>  | <b>\$ 308,503</b>            | <b>\$ 216,105</b>      | <b>\$ 215,706</b> | <b>\$ 219,059</b> | <b>\$ 2,954</b>                     | <b>1.37%</b>   |
| <b><u>Maintenance and Operations</u></b>     |   |                    |                              |                        |                   |                   |                                     |                |
| 2021   | Office Supplies                           | 360                | 850                          | 1,550                  | 1,550             | 1,550             | -                                   | -              |
| 2022   | Operating & Repair Supplies               | -                  | -                            | -                      | -                 | -                 | -                                   | -              |
| 2023   | Repair & Maintenance Supplies             | -                  | -                            | -                      | -                 | -                 | -                                   | -              |
| 2024   | Small Tools/Minor Equipment               | 2,927              | 2,220                        | 3,200                  | 3,200             | 2,125             | (1,075)                             | (33.59%)       |
| 2026   | Computer Software                         | 2,273              | 2,013                        | 2,785                  | 2,785             | 2,610             | (175)                               | (6.28%)        |
| 4531   | Professional Services                     | (91,292)           | (129,485)                    | -                      | -                 | -                 | -                                   | -              |
| 4532   | Communications                            | 1,243              | 1,435                        | 2,190                  | 2,190             | 2,235             | 45                                  | 2.05%          |
| 4533   | Travel & Transportation                   | 445                | 604                          | 9,750                  | 9,750             | 9,750             | -                                   | -              |
| 4534   | Advertising                               | 895                | 406                          | 500                    | 500               | 500               | -                                   | -              |
| 4535   | Printing & Binding                        | -                  | -                            | -                      | -                 | -                 | -                                   | -              |
| 4536   | Insurance                                 | -                  | -                            | -                      | -                 | -                 | -                                   | -              |
| 4537   | Utilities                                 | -                  | -                            | -                      | -                 | -                 | -                                   | -              |
| 4538   | Repair & Maintenance                      | -                  | -                            | -                      | -                 | -                 | -                                   | -              |
| 4539   | Rentals                                   | -                  | -                            | -                      | -                 | -                 | -                                   | -              |
| 4540   | Equip. Fund Pmts.                         | -                  | -                            | -                      | -                 | -                 | -                                   | -              |
| 4541   | Postage                                   | -                  | -                            | -                      | -                 | -                 | -                                   | -              |
| 4666   | Books                                     | -                  | 59                           | 300                    | 300               | 300               | -                                   | -              |
| 4667   | Dues & Publications                       | 496                | 486                          | 800                    | 800               | 800               | -                                   | -              |
| 4999   | General Contingency                       | -                  | -                            | -                      | -                 | -                 | -                                   | -              |
| 5041   | Miscellaneous                             | -                  | -                            | -                      | -                 | -                 | -                                   | -              |
| 5045   | Depreciation                              | -                  | -                            | -                      | -                 | -                 | -                                   | -              |
| 5047   | Grants to Agencies                        | -                  | -                            | -                      | -                 | -                 | -                                   | -              |
|  | <b>Total Maint. and Operations</b>        | <b>\$ (82,653)</b> | <b>\$ (121,412)</b>          | <b>\$ 21,075</b>       | <b>\$ 21,075</b>  | <b>\$ 19,870</b>  | <b>\$ (1,205)</b>                   | <b>(5.72%)</b> |
| <b><u>Capital Outlay &amp; Transfers</u></b> |   |                    |                              |                        |                   |                   |                                     |                |
| 8061   | Land                                      | -                  | -                            | -                      | -                 | -                 | -                                   | -              |
| 8062   | Buildings                                 | -                  | -                            | -                      | -                 | -                 | -                                   | -              |
| 8063   | Improvements                              | -                  | -                            | -                      | -                 | -                 | -                                   | -              |
| 8064   | Machinery & Equipment                     | -                  | -                            | -                      | -                 | -                 | -                                   | -              |
| 9090   | Transfers                                 | -                  | -                            | -                      | -                 | -                 | -                                   | -              |
|  | <b>Total Capital Outlay and Transfers</b> | <b>\$ -</b>        | <b>\$ -</b>                  | <b>\$ -</b>            | <b>\$ -</b>       | <b>\$ -</b>       | <b>\$ -</b>                         | <b>-</b>       |
|  | <b>Department Total:</b>                  | <b>\$ 250,863</b>  | <b>\$ 187,091</b>            | <b>\$ 237,180</b>      | <b>\$ 236,781</b> | <b>\$ 238,929</b> | <b>\$ 1,749</b>                     | <b>0.74%</b>   |

City of Kenai  
Fiscal Year 2027 Operating Budget

Fund: 001 - General Fund  
Department: 31 - Public Works Administration

**2024 Small Tools/Minor Equipment.** Charge for (5) five computer and furniture / chairs. Replacement printer.

**4533 Travel & Transportation.** Continuing education for department staff including FAA annual meeting, AWWMA and AML conferences. Mileage for Director and Assistant Director.

**City of Kenai  
Fiscal Year 2027 Operating Budget**

**Fund 001 – General Fund  
Department 432 – Shop**

**Mission**

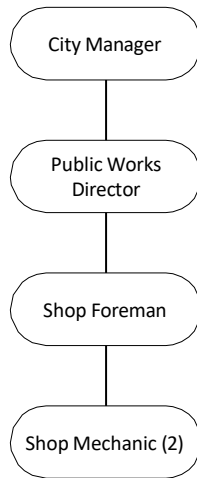
The Kenai Shop serves the citizens of Kenai by providing cost-effective maintenance, repair, and replacement services for the City's vehicles and equipment.

**Functions & Responsibilities**

The Shop Department is a service provider to all city departments, coordinating maintenance operations for the city's equipment fleet. The Shop Department is comprised of one building fully outfitted with office space, mechanical lifts, crane hoists, welding stations, and parts storage. Three employees provide all primary labor for the department to maintain a fleet of approximately 307 vehicles and equipment.

Departments serviced by the Shop include Administration, Animal Control, Airport, Beacon Training Facility, Boating Facility, Building Maintenance, Fire, Police, Parks & Recreation, Senior Center, Shop, Streets, and Utilities.

**Organizational Chart**



**Staffing**

| Position Title | FY23 Actual |       | FY24 Actual |       | FY25 Actual |       | Projected FY26 |       | Proposed FY27 |       | Projected FY28 |       |
|----------------|-------------|-------|-------------|-------|-------------|-------|----------------|-------|---------------|-------|----------------|-------|
|                | FTE         | Grade | FTE         | Grade | FTE         | Grade | FTE            | Grade | FTE           | Grade | FTE            | Grade |
| Shop Foreman   | 1           | 21    | 1           | 21    | 1           | 21    | 1              | 21    | 1             | 21    | 1              | 21    |
| Mechanic       | 2           | 19    | 2           | 19    | 2           | 19    | 2              | 19    | 2             | 19    | 2              | 19    |

**Average Overtime Per Position (hours)**

| Position Title | FY23 Actual | FY24 Actual | FY25 Actual | Projected FY26 | Proposed FY27 | Projected FY28 |
|----------------|-------------|-------------|-------------|----------------|---------------|----------------|
| Shop Foreman   | 136         | 55.5        | 7           | 120            | 120           | 120            |
| Mechanic       | 50.5        | 144         | 5.5         | 100            | 100           | 100            |

**Performance Measures**

| Calendar Year   | 2021       | 2022       | 2023       | 2024       | 2025       |
|-----------------|------------|------------|------------|------------|------------|
| Work Orders     | 1,097      | 1,253      | 865        | 766        | 977        |
| Repair Expenses | \$ 324,509 | \$ 354,958 | \$ 285,699 | \$ 390,169 | \$ 321,093 |

## Fleet by Department

|              | Vehicles | Heavy Equipment | Utility Vehicles | Other* |
|--------------|----------|-----------------|------------------|--------|
| Airport      | 5        | 16              | 9                | 51     |
| Police       | 31       | 0               | 5                | 4      |
| Fire         | 6        | 9               | 9                | 37     |
| Public Works | 13       | 21              | 4                | 108    |
| Parks & Rec  | 7        | 7               | 20               | 104    |
| Senior       | 5        | 0               | 0                | 3      |
| Total        | 67       | 53              | 47               | 307    |

\*Other includes trailers, push mowers, chainsaws, generators, and other motorized non-rideable equipment

### Recent replacements within the Fleet include

- 2025: (3) Police Vehicles, (1) Airport Loader, (2) Senior Vans, (2) Water Utility Trucks, (1) Fire Vehicle

### Ongoing / Pending Fleet Purchases

- (2) Senior Center Vehicles, (1) Snow Blower

### Planned Fleet Purchases for FY26

- (4) Utility Trucks for Public Works, (1) Bucket Truck, (1) Fire Apparatus

### FY26 Department Goals Evaluation

1. Reorganize and inventory parts storage. Staff are working to reduce the excess inventory of parts and to locate items for equipment no longer owned by the City.
  - *Partially Achieved. Work ongoing.*
2. Conduct City Surplus Auction
  - *Achieved. Planning to have annual auctions moving forward.*
3. Develop policy and procedure for surplusage and auction of City assets, inventorying spare parts, and entering work orders into the fleet management system.
  - *Not Achieved. Will be prioritized.*

### FY27 Department Goals

1. Reorganize and inventory parts storage. Staff is working to reduce the excess inventory of parts and to locate items for equipment no longer owned by the City. Supports Goal 2 of the Comprehensive Plan.
2. Develop policy and procedure for surplusage and auction of City assets, inventorying spare parts, and entering work orders into the fleet management system.

### Future Considerations

The ability of the shop to maintain certain equipment or perform certain repairs is becoming more difficult as proprietary technology increasingly requires sending it to a dealer. This may reduce our staff's ability to perform timely repairs on vehicles and equipment, resulting in longer downtime due to scheduling and the need to transport them to dealers for work.

City of Kenai  
Fiscal Year 2027 Operating Budget

Fund: 001 - General Fund  
Department: Shop

| Account Number                               | Expense Description                       | FY2025 Actual     | Five year Historical Average | Original Budget FY2026 | Amended Budget    | Proposed FY2027   | Increase (Decrease) FY2026 Original | % Change     |
|--|---|-------------------|------------------------------|------------------------|-------------------|-------------------|-------------------------------------|--------------|
| <b><u>Salaries and Benefits</u></b>          |   |                   |                              |                        |                   |                   |                                     |              |
| 0100   | Salaries                                  | \$ 256,272        | \$ 240,713                   | \$ 260,634             | \$ 260,634        | \$ 274,749        | \$ 14,115                           | 5.42%        |
| 0200   | Overtime                                  | 781               | 7,471                        | 14,508                 | 14,508            | 15,269            | 761                                 | 5.25%        |
| 0250   | Holiday Pay                               | -                 | -                            | -                      | -                 | -                 | -                                   | -            |
| 0300   | Leave                                     | 7,881             | 13,438                       | 9,292                  | 9,292             | 11,804            | 2,512                               | 27.03%       |
| 0400   | Medicare                                  | 3,701             | 3,611                        | 4,124                  | 4,124             | 4,377             | 253                                 | 6.13%        |
| 0450   | Social Security                           | -                 | -                            | -                      | -                 | -                 | -                                   | -            |
| 0500   | PERS                                      | 56,388            | 54,625                       | 60,531                 | 60,531            | 63,804            | 3,273                               | 5.41%        |
| 0600   | Unemployment Insurance                    | -                 | 120                          | 1,422                  | 1,422             | 1,509             | 87                                  | 6.12%        |
| 0700   | Workers Compensation                      | 7,599             | 6,293                        | 8,713                  | 8,713             | 9,580             | 867                                 | 9.95%        |
| 0800   | Health & Life Insurance                   | 80,166            | 79,270                       | 80,166                 | 80,166            | 60,126            | (20,040)                            | (25.00%)     |
| 0900   | Supplemental Retirement                   | 11,077            | 6,034                        | 9,300                  | 9,300             | 10,075            | 775                                 | 8.33%        |
|  | <b>Total Salaries &amp; Benefits</b>      | <b>\$ 423,865</b> | <b>\$ 411,575</b>            | <b>\$ 448,690</b>      | <b>\$ 448,690</b> | <b>\$ 451,293</b> | <b>\$ 2,603</b>                     | <b>0.58%</b> |
| <b><u>Maintenance and Operations</u></b>     |   |                   |                              |                        |                   |                   |                                     |              |
| 2021   | Office Supplies                           | -                 | 5                            | 200                    | 200               | 200               | -                                   | -            |
| 2022   | Operating & Repair Supplies               | 130,922           | 151,815                      | 188,000                | 186,975           | 188,000           | -                                   | -            |
| 2023   | Repair & Maintenance Supplies             | -                 | -                            | -                      | -                 | -                 | -                                   | -            |
| 2024   | Small Tools/Minor Equipment               | 7,203             | 8,453                        | 8,500                  | 8,500             | 8,500             | -                                   | -            |
| 2026   | Computer Software                         | 5,015             | 1,599                        | 900                    | 1,925             | 1,100             | 200                                 | 22.22%       |
| 4531   | Professional Services                     | 640               | 406                          | 1,200                  | 1,200             | 1,200             | -                                   | -            |
| 4532   | Communications                            | 2,322             | 2,430                        | 3,060                  | 3,060             | 3,150             | 90                                  | 2.94%        |
| 4533   | Travel & Transportation                   | -                 | -                            | 5,000                  | 4,000             | 5,000             | -                                   | -            |
| 4534   | Advertising                               | -                 | -                            | -                      | -                 | -                 | -                                   | -            |
| 4535   | Printing & Binding                        | -                 | -                            | -                      | -                 | -                 | -                                   | -            |
| 4536   | Insurance                                 | -                 | -                            | -                      | -                 | -                 | -                                   | -            |
| 4537   | Utilities                                 | 48,503            | 46,687                       | 54,638                 | 54,638            | 52,864            | (1,774)                             | (3.25%)      |
| 4538   | Repair & Maintenance                      | 28,367            | 12,512                       | 20,300                 | 20,300            | 20,300            | -                                   | -            |
| 4539   | Rentals                                   | -                 | -                            | 500                    | 500               | 500               | -                                   | -            |
| 4540   | Equip. Fund Pmts.                         | 7,440             | 6,565                        | 7,440                  | 7,440             | 7,440             | -                                   | -            |
| 4541   | Postage                                   | -                 | -                            | -                      | -                 | -                 | -                                   | -            |
| 4666   | Books                                     | -                 | -                            | -                      | -                 | -                 | -                                   | -            |
| 4667   | Dues & Publications                       | 3,527             | 4,237                        | 6,200                  | 7,200             | 7,225             | 1,025                               | 16.53%       |
| 4999   | General Contingency                       | -                 | -                            | -                      | -                 | -                 | -                                   | -            |
| 5041   | Miscellaneous                             | 5,855             | 3,249                        | 3,200                  | 3,200             | 7,700             | 4,500                               | 140.63%      |
| 5045   | Depreciation                              | -                 | -                            | -                      | -                 | -                 | -                                   | -            |
| 5047   | Grants to Agencies                        | -                 | -                            | -                      | -                 | -                 | -                                   | -            |
|  | <b>Total Maint. and Operations</b>        | <b>\$ 239,794</b> | <b>\$ 237,958</b>            | <b>\$ 299,138</b>      | <b>\$ 299,138</b> | <b>\$ 303,179</b> | <b>\$ 4,041</b>                     | <b>1.35%</b> |
| <b><u>Capital Outlay &amp; Transfers</u></b> |   |                   |                              |                        |                   |                   |                                     |              |
| 8061   | Land                                      | -                 | -                            | -                      | -                 | -                 | -                                   | -            |
| 8062   | Buildings                                 | -                 | -                            | -                      | -                 | -                 | -                                   | -            |
| 8063   | Improvements                              | -                 | -                            | -                      | -                 | -                 | -                                   | -            |
| 8064   | Machinery & Equipment                     | 30,925            | 6,185                        | -                      | -                 | -                 | -                                   | -            |
| 9090   | Transfers                                 | -                 | -                            | -                      | -                 | -                 | -                                   | -            |
|  | <b>Total Capital Outlay and Transfers</b> | <b>\$ 30,925</b>  | <b>\$ 6,185</b>              | <b>\$ -</b>            | <b>\$ -</b>       | <b>\$ -</b>       | <b>\$ -</b>                         | <b>-</b>     |
|  | <b>Department Total:</b>                  | <b>\$ 694,584</b> | <b>\$ 655,718</b>            | <b>\$ 747,828</b>      | <b>\$ 747,828</b> | <b>\$ 754,472</b> | <b>\$ 6,644</b>                     | <b>0.89%</b> |

**City of Kenai  
Fiscal Year 2027 Operating Budget**

**Fund: 001 - General Fund  
Department: 32 - Shop**

**2022 Operating & Repair Supplies.** Repair parts for City vehicles and equipment, fuel, diesel exhaust fluid, summer tire order, oil & lubricants, and other general department supplies.

**2024 Small Tools & Minor Equipment.** Miscellaneous small tools, computer replacement for (4) computers and metal tags for equipment.

**4533 Travel & Transportation.** Travel and lodging for seminar expenses.

**4538 Repair & Maintenance.** Professional services for crash repairs, dealer repairs and oil furnace service. Crane, joists, and bucket truck annual inspections. Hazardous waste cleanup and miscellaneous repairs.

**4667 Dues & Publications.** Vehicle maintenance manual subscriptions, parts and services manuals, fleet maintenance annual subscription and other annual updates.

**5041 Miscellaneous.** Laundry service for uniforms, floor mat cleaning and vehicle licenses renewals.

City of Kenai  
Fiscal Year 2027 Operating Budget

Fund 001 – General Fund  
Department 433 – Streets

**Mission**

To provide for safe and secure travel throughout the City's road system for all citizens throughout the year.

**Functions & Responsibilities**

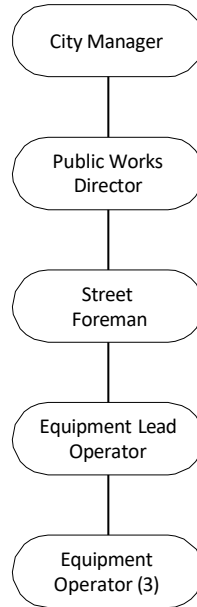
Street Maintenance is a primary responsibility of the City. The Streets division strives to maintain approximately 135.4 lane miles of streets at an acceptable level of service and safety. An important function of street maintenance is to provide snow and ice removal as well as sanding to ensure a safe and accessible transportation system during the winter months. The department maintains all municipal parking lots. The Streets division also plows snow from State-owned sidewalks and bike paths from North Forest Dr. through town to Tinker Ln. All roads, parking lots, and sidewalks are also swept periodically during the summer months.

Operations include pothole repairs, grading gravel roadways, applying calcium chloride for dust control, crack sealing, and repairing or replacing culverts as needed. Clearing and ditching of all rights-of-way as needed. Maintenance of storm drain facilities, including catches, inlets, and outlets. Installing and maintaining roadway signage, including regulatory, cautionary, public information, and street names. Monitoring all streetlights for damage and functionality.

Operating from a 13,200 sq. ft. facility located at 550 Daubenspeck Road, the Streets division performs routine maintenance and operates a full line of equipment listed below:

| <b>Equipment</b>           | <b>Quantity</b> |
|----------------------------|-----------------|
| Road Graders               | 4               |
| Loaders                    | 3               |
| Sand Trucks                | 3               |
| Sweepers                   | 2               |
| Bucket Truck               | 1               |
| Pickups                    | 2               |
| Trackless Equipment        | 2               |
| Loader-mounted snow blower | 1               |
| <b>Total Equipment</b>     | <b>18</b>       |

## Organizational Chart



## Staffing

| Position Title                         | FY23 Actual |       | FY24 Actual |       | FY25 Actual |       | Projected FY26 |       | Proposed FY27 |       | Projected FY28 |       |
|--|-------------|-------|-------------|-------|-------------|-------|----------------|-------|---------------|-------|----------------|-------|
|  | FTE         | Grade | FTE         | Grade | FTE         | Grade | FTE            | Grade | FTE           | Grade | FTE            | Grade |
| Foreman                                | .92         | 21    | .92         | 21    | .93         | 21    | .93            | 21    | .93           | 21    | .93            | 21    |
| Equipment Lead Operator                | .91         | 19    | .91         | 19    | .92         | 19    | .91            | 19    | .91           | 19    | .91            | 19    |
| Equipment Operator                     | 2.66        | 16    | 2.6         | 16    | 2.73        | 16    | 2.73           | 16    | 2.73          | 16    | 2.73           | 16    |
| Temporary Equipment Operator I (hours) | -           | T16   | .38         | T16   | .39         | T16   | .39            | T16   | .39           | T16   | .39            | T16   |

## Average Overtime per Position (hours)

| Position Title          | FY23 Actual | FY24 Actual | FY25 Actual | Projected FY26 | Proposed FY27 | Projected FY28 |
|-------------------------|-------------|-------------|-------------|----------------|---------------|----------------|
| Foreman                 | 120         | 140.5       | 25.5        | 100            | 100           | 100            |
| Equipment Lead Operator | 21.5        | 83.5        | 40.5        | 100            | 100           | 100            |
| Equipment Operator      | 522         | 323.5       | 186         | 270            | 270           | 270            |
| Temp. Equip. Operator   | 6           | 26          | 46          | 20             | 20            | 20             |

## Performance Measures

| Fiscal Year                 | 2022  | 2023  | 2024  | 2025  |
|-----------------------------|-------|-------|-------|-------|
| Lane Miles of Streets*      | 134.7 | 134.7 | 134.7 | 137.4 |
| Miles of Ditching Completed |       |       |       | 2.4   |

\*Number of Lane Miles adjusted through Street Assessment Project.

## **FY26 Department Goals Evaluation**

1. Develop an annual crack sealing plan for contract work through the Street Assessment Project after the determination of annual needs.
  - *Achieved. Priority list developed through Street Assessment, along with annual cost recommendations.*
2. Finalize the City's snow removal plan and post to the City website by November 1<sup>st</sup>, 2025.
  - *Not Achieved. New Staff in the Public Works Administration are reviewing the goal and snow removal policies to provide an update for winter in FY27.*
3. Continue with additional right-of-way clearing and ditching with a goal of 10 miles completed.
  - *Partially Achieved. 2.4 miles of road ditched in the summer of 2025. Additional ditching to occur in spring through the end of the fiscal year.*
4. Develop policy and procedure for regular tasks to be completed by the Streets Department for summer operations, winter operations, transition seasons, and dock activities.
  - *Not Achieved. Work will be prioritized.*

## **FY27 Department Goals**

1. Bid and manage the annual crack sealing contract to improve the regular maintenance of asphalt. This is in support of Goal 4 Public Improvements & Services from the City of Kenai's Comprehensive Plan.
2. Finalize/update the City's snow removal plan or policy and post to the City website by November 1<sup>st</sup>, 2026. This will support Goal 4, Public Improvements and Services, and Goal 5, Transportation, of the City of Kenai's Comprehensive Plan.
3. Continue with additional right-of-way clearing and ditching with a goal of 5 miles completed. This will support Goal 4, Public Improvements and Services, and Goal 5, Transportation, of the City of Kenai's Comprehensive Plan.
4. Develop policy and procedure for regular tasks to be completed by the Streets Department for summer operations, winter operations, transition seasons, and dock activities.

## **Future Considerations**

Live tracking of some City vehicles may be beneficial in assisting staff dealing with phone calls, especially during snow clearing. Typically, the Streets Foreman provides a daily plan for snow clearing and checks in throughout the day to stay on top of issues and provide updates. Live tracking would allow City staff to tell members of the public exactly where equipment has been or currently is. Snow removal plan would need to be developed first.

Deterioration of metal stormwater culverts is becoming an issue in several areas of town. Infrastructure may need significant rehabilitation work in the coming years.

Sand used for roadway traction in the winter is currently stored outside, and smaller amounts are shifted indoors to thaw as space allows. This results in additional use of equipment and fuel to perform the service. An indoor storage facility for winter sand and bulk purchase and storage may be beneficial to the City.

City of Kenai  
Fiscal Year 2027 Operating Budget

Fund: 001 - General Fund  
Department: Streets

| Account Number                               | Expense Description                       | FY2025 Actual       | Five year Historical Average | Original Budget FY2026 | Amended Budget      | Proposed FY2027     | Increase (Decrease) FY2026 Original | % Change       |
|--|---|---------------------|------------------------------|------------------------|---------------------|---------------------|-------------------------------------|----------------|
| <b><u>Salaries and Benefits</u></b>          |   |                     |                              |                        |                     |                     |                                     |                |
| 0100   | Salaries                                  | \$ 352,613          | \$ 349,462                   | \$ 403,541             | \$ 403,541          | \$ 411,652          | \$ 8,111                            | 2.01%          |
| 0200   | Overtime                                  | 16,912              | 30,482                       | 25,483                 | 25,483              | 29,650              | 4,167                               | 16.35%         |
| 0250   | Holiday Pay                               | -                   | -                            | -                      | -                   | -                   | -                                   | -              |
| 0300   | Leave                                     | 5,448               | 4,319                        | 17,111                 | 17,111              | 14,974              | (2,137)                             | (12.49%)       |
| 0400   | Medicare                                  | 5,253               | 5,340                        | 6,469                  | 6,469               | 6,616               | 147                                 | 2.27%          |
| 0450   | Social Security                           | 1,233               | 558                          | 1,548                  | 1,548               | 1,755               | 207                                 | 13.37%         |
| 0500   | PERS                                      | 79,720              | 83,705                       | 77,710                 | 77,710              | 90,860              | 13,150                              | 16.92%         |
| 0600   | Unemployment Insurance                    | -                   | 182                          | 2,231                  | 2,231               | 2,282               | 51                                  | 2.29%          |
| 0700   | Workers Compensation                      | 12,885              | 12,447                       | 16,102                 | 16,102              | 16,206              | 104                                 | 0.65%          |
| 0800   | Health & Life Insurance                   | 122,436             | 124,380                      | 122,119                | 122,119             | 91,591              | (30,528)                            | (25.00%)       |
| 0900   | Supplemental Retirement                   | 14,849              | 9,561                        | 14,725                 | 14,725              | 16,310              | 1,585                               | 10.76%         |
|  | <b>Total Salaries &amp; Benefits</b>      | <b>\$ 611,349</b>   | <b>\$ 620,436</b>            | <b>\$ 687,039</b>      | <b>\$ 687,039</b>   | <b>\$ 681,896</b>   | <b>\$ (5,143)</b>                   | <b>(0.75%)</b> |
| <b><u>Maintenance and Operations</u></b>     |   |                     |                              |                        |                     |                     |                                     |                |
| 2021   | Office Supplies                           | 139                 | 155                          | 240                    | 240                 | 240                 | -                                   | -              |
| 2022   | Operating & Repair Supplies               | 129,565             | 122,470                      | 152,500                | 152,500             | 163,750             | 11,250                              | 7.38%          |
| 2023   | Repair & Maintenance Supplies             | -                   | -                            | -                      | -                   | -                   | -                                   | -              |
| 2024   | Small Tools/Minor Equipment               | 2,752               | 2,211                        | 4,900                  | 6,900               | 2,250               | (2,650)                             | (54.08%)       |
| 2026   | Computer Software                         | 1,323               | 1,076                        | 1,220                  | 1,220               | 1,520               | 300                                 | 24.59%         |
| 4531   | Professional Services                     | (388)               | (8,566)                      | 1,250                  | 5,242               | 1,750               | 500                                 | 40.00%         |
| 4532   | Communications                            | 3,203               | 3,769                        | 4,100                  | 4,100               | 4,130               | 30                                  | 0.73%          |
| 4533   | Travel & Transportation                   | -                   | -                            | -                      | -                   | -                   | -                                   | -              |
| 4534   | Advertising                               | -                   | 571                          | 2,000                  | -                   | 1,500               | (500)                               | (25.00%)       |
| 4535   | Printing & Binding                        | 116                 | 106                          | 250                    | 250                 | 250                 | -                                   | -              |
| 4536   | Insurance                                 | -                   | -                            | -                      | -                   | -                   | -                                   | -              |
| 4537   | Utilities                                 | 25,411              | 30,106                       | 31,589                 | 31,589              | 31,282              | (307)                               | (0.97%)        |
| 4538   | Repair & Maintenance                      | 16,030              | 14,796                       | 60,000                 | 79,000              | 135,000             | 75,000                              | 125.00%        |
| 4539   | Rentals                                   | 21,411              | 14,544                       | 82,200                 | 82,200              | 51,200              | (31,000)                            | (37.71%)       |
| 4540   | Equip. Fund Pmts.                         | 214,555             | 193,428                      | 267,669                | 267,669             | 257,560             | (10,109)                            | (3.78%)        |
| 4541   | Postage                                   | -                   | -                            | -                      | -                   | -                   | -                                   | -              |
| 4666   | Books                                     | -                   | -                            | -                      | -                   | -                   | -                                   | -              |
| 4667   | Dues & Publications                       | -                   | -                            | -                      | -                   | -                   | -                                   | -              |
| 4999   | General Contingency                       | -                   | -                            | -                      | -                   | -                   | -                                   | -              |
| 5041   | Miscellaneous                             | -                   | -                            | -                      | -                   | -                   | -                                   | -              |
| 5045   | Depreciation                              | -                   | -                            | -                      | -                   | -                   | -                                   | -              |
| 5047   | Grants to Agencies                        | -                   | -                            | -                      | -                   | -                   | -                                   | -              |
|  | <b>Total Maint. and Operations</b>        | <b>\$ 414,117</b>   | <b>\$ 374,666</b>            | <b>\$ 607,918</b>      | <b>\$ 630,910</b>   | <b>\$ 650,432</b>   | <b>\$ 42,514</b>                    | <b>6.99%</b>   |
| <b><u>Capital Outlay &amp; Transfers</u></b> |   |                     |                              |                        |                     |                     |                                     |                |
| 8061   | Land                                      | -                   | -                            | -                      | -                   | -                   | -                                   | -              |
| 8062   | Buildings                                 | -                   | -                            | -                      | -                   | -                   | -                                   | -              |
| 8063   | Improvements                              | -                   | -                            | -                      | -                   | -                   | -                                   | -              |
| 8064   | Machinery & Equipment                     | -                   | 4,232                        | -                      | -                   | -                   | -                                   | -              |
| 9090   | Transfers                                 | -                   | -                            | -                      | -                   | -                   | -                                   | -              |
|  | <b>Total Capital Outlay and Transfers</b> | <b>\$ -</b>         | <b>\$ 4,232</b>              | <b>\$ -</b>            | <b>\$ -</b>         | <b>\$ -</b>         | <b>\$ -</b>                         | <b>-</b>       |
|  | <b>Department Total:</b>                  | <b>\$ 1,025,466</b> | <b>\$ 999,334</b>            | <b>\$ 1,294,957</b>    | <b>\$ 1,317,949</b> | <b>\$ 1,332,328</b> | <b>\$ 37,371</b>                    | <b>2.89%</b>   |

**City of Kenai  
Fiscal Year 2027 Operating Budget**

**Fund: 001 - General Fund  
Department: 33 - Streets**

**2022 Operating & Repair Supplies.** Department supplies including barricades, safety supplies, brooms and sweepers, calcium chloride, road sand, equipment cutting edges, fuel and other miscellaneous supplies. Culvert and gravel stock material, pit run/D1, sewer rock. Special Projects: Two sets tires for dump truck \$8,000. New radios \$2,500.

**4538 Repair & Maintenance.** Professional services for parking lot striping, stop bars and pavement markings. Crack sealing contract work.

**4539 Rentals.** Warm storage rental for road sand, excavator rental, and misc. rental equipment, including dozer, compactor, man lift extend-a-boom.

**4540 Equipment Replacement Fund Payments.** Annual payment to the City's Equipment Replacement Fund for equipment purchased by the fund and utilized by the Street's Department.

|                                   |                   |
|-----------------------------------|-------------------|
| Water Truck - ST17                | \$ 10,745         |
| Street Sweeper - ST30             | 21,924            |
| 160 Motor Grader with Wing & Plow | 21,487            |
| Sander Truck - ST23               | 14,447            |
| Sander Truck - ST45               | 13,947            |
| Articulating Snow Blower          | 18,616            |
| Aerial Bucket Truck               | 13,244            |
| 140 H Motor Grader with Wing      | 15,771            |
| MT-6 4x4 Articulating Snow Blower | 12,701            |
| Crosswing Sweeper                 | 12,774            |
| L120 Loader - ST43                | 19,476            |
| 120G Motor Grader - ST31          | 22,817            |
| L110H Loader - ST43               | 19,476            |
| ST-02                             | 26,986            |
| ST-02                             | 4,367             |
| ST-03                             | 6,207             |
| ST-01                             | 2,574             |
|                                   | <u>\$ 257,559</u> |

City of Kenai  
Fiscal Year 2027 Operating Budget

Fund 001 – General Fund  
Department 434 –Buildings

**Mission**

The Building Official strives to safeguard the public and promote health, safety, and welfare in the City of Kenai by enforcing the adopted building codes while providing an excellent level of customer service and relations.

The Building Maintenance team strives to provide maintenance that enables City-owned buildings and equipment to be used productively, safely, comfortably, and economically by the citizens of Kenai and its employees.

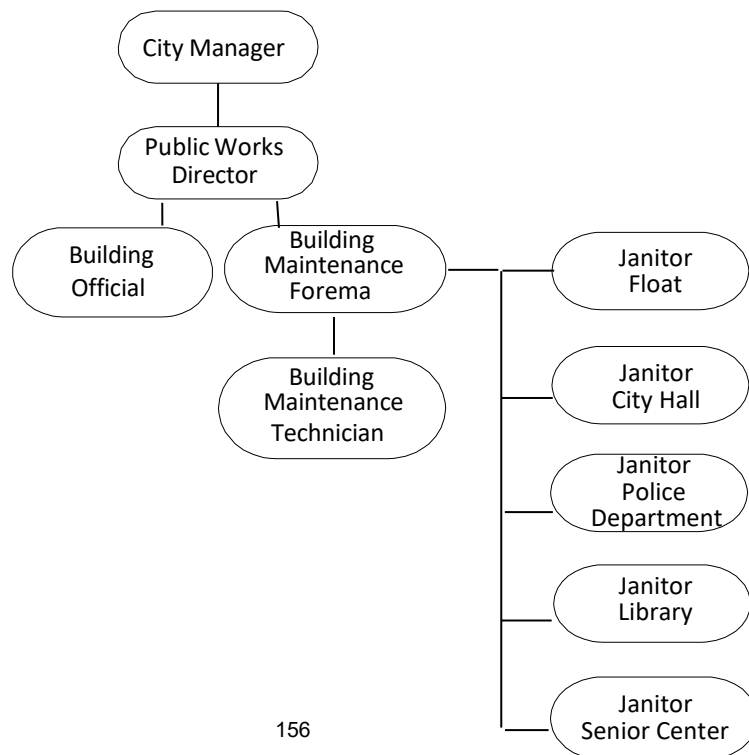
**Functions & Responsibilities**

The Building Official ensures that new construction of private and public buildings follows established codes, laws, and regulations. The work involves plan review, inspection, recordkeeping, and the issuance of permits and certificates of occupancy. The Building Official is responsible for knowledge of construction, skilled trades, and building code regulations.

The Building Maintenance team performs preventative maintenance, emergency response, and general repair of City-owned facilities and equipment. The maintenance team is responsible for the following facilities: City Hall, Library, Park Buildings & Facilities, Recreation Center, Public Safety Building, Visitor Center, Vintage Point, Fine Arts Building, City Shop, Water Treatment Plant, Waste Water Treatment Plant, and Parking Lot & Buildings Exterior Lighting, Airport Terminal and Buildings, Airport Operations Building, Firehouse No. 2, Fire Training Facility, and FAA buildings.

The custodial group that cleans the Library, City Hall, Senior Center, and Police Department is now reporting to the Building Maintenance Foreman. The costs for these employees and building supplies remain with those departments' budgets, not within the Building's budget.

**Organizational Chart**



## Staffing

| Position Title                       | FY23 Actual |       | FY24 Actual |       | FY25 Actual |       | Projected FY26 |       | Proposed FY27 |       | Projected FY28 |       |
|--------------------------------------|-------------|-------|-------------|-------|-------------|-------|----------------|-------|---------------|-------|----------------|-------|
|                                      | FTE         | Grade | FTE         | Grade | FTE         | Grade | FTE            | Grade | FTE           | Grade | FTE            | Grade |
| Building Official                    | 1           | 22    | 1           | 22    | 1           | 21    | 1              | 21    | 1             | 21    | 1              | 21    |
| Building Maintenance Foreman         | -           | -     | -           | -     | -           | -     | .66            | 21    | .66           | 21    | .66            | 21    |
| Building Maintenance Technician      | .66         | 17    | .66         | 17    | .66         | 16    | .66            | 16    | .66           | 16    | .66            | 16    |
| Building Maintenance Lead Technician | .66         | 19    | .66         | 19    | .66         | 19    | -              | -     | -             | -     | -              | -     |

## Average Overtime per Position (hours)

| Position Title                  | Actual FY23 | Actual FY24 | Actual FY25 | Projected FY26 | Proposed FY27 | Projected FY28 |
|---------------------------------|-------------|-------------|-------------|----------------|---------------|----------------|
| Building Official               | 14          | 3           | 0           | 24             | 16            | 16             |
| Building Maintenance Foreman    | 13          | 19          | 41          | 24             | 54            | 54             |
| Building Maintenance Technician | 36.5        | 1           | 51          | 12             | 16            | 16             |

## Performance Measures

| Calendar Year                    | 2022       | 2023       | 2024       | 2025       | 2026*      |
|----------------------------------|------------|------------|------------|------------|------------|
| Building Permits Issued          | 50         | 96         | 92         | 97         | 95         |
| Building Permit/Plan Review Fees | \$ 155,900 | \$ 131,387 | \$ 171,885 | \$ 190,397 | \$ 180,000 |
| Number of Inspections            | 217        | 308        | 372        | 467        | 400        |
| Work Orders                      | 442        | 410        | 353        | 382        | 400        |

\*Projected

\*\*Does not include plan reviews completed and billed directly to the Alaska State Fire Marshall Plan Review Bureau during a gap in Building Officials. These plan review fees would have added \$32,650.

## FY26 Department Goals Evaluation

### Building Official

- Maintain sufficiently licensed staff throughout the year to remain in compliance with our State Fire Marshal deferral.
  - Achieved. A new Building Official was brought on at the start of February.*
- Continuing participation in local and statewide building groups to ensure the continued growth of the new Building Official.
  - Partially Achieved. The new Building Official started in February and is beginning to participate in groups.*

## Building Maintenance

1. Continue with facility assessments in support of the Facility Maintenance Manual with a goal of completing six additional buildings. This is in support of Goal 4 Public Improvements & Services of the City of Kenai Comprehensive Plan.
  - *Not Achieved. The maintenance Department was backlogged in the summer, constructing new dugouts, and this winter, taking over supervision of the Custodians. The plan is to work on these assessments in the coming year and to involve a new Building Official in the process as well.*

## **FY27 Department Goals**

### Building Official

1. Obtain two of the ICC Building, Plumbing, Mechanical, or Electrical Inspector Licenses.
2. Participation in local and statewide building groups to ensure the continued growth of the new Building Official

Both goals support Goal 1 of the City of Kenai Comprehensive Plan, which promotes and encourages quality of life in Kenai.

### Building Maintenance

Continue facility assessments to support the Facility Maintenance Manual, with a goal of completing six additional buildings. This will bring the total to twelve facilities with completed assessments before the end of the fiscal year. This is in support of Goal 4, Public Improvements & Services of the City of Kenai Comprehensive Plan

## **Future Considerations**

Buildings will continue working to improve customer service for our internal customers. The Building Official is implementing new permitting software for use across several departments that will increase communication between staff and the public.

City of Kenai  
Fiscal Year 2027 Operating Budget

Fund: 001 - General Fund  
Department: Buildings

| Account Number                               | Expense Description                       | FY2025 Actual     | Five year Historical Average | Original Budget FY2026 | Amended Budget    | Proposed FY2027   | Increase (Decrease) FY2026 Original | % Change        |
|--|---|-------------------|------------------------------|------------------------|-------------------|-------------------|-------------------------------------|-----------------|
| <b><u>Salaries and Benefits</u></b>          |   |                   |                              |                        |                   |                   |                                     |                 |
| 0100   | Salaries                                  | \$ 190,369        | \$ 152,066                   | \$ 206,319             | \$ 205,919        | \$ 203,568        | \$ (2,751)                          | (1.33%)         |
| 0200   | Overtime                                  | 5,764             | 1,939                        | 1,562                  | 1,562             | 4,229             | 2,667                               | 170.74%         |
| 0250   | Holiday Pay                               | -                 | -                            | -                      | -                 | -                 | -                                   | -               |
| 0300   | Leave                                     | -                 | 3,212                        | 5,622                  | 5,622             | 4,225             | (1,397)                             | (24.85%)        |
| 0400   | Medicare                                  | 2,798             | 2,232                        | 3,096                  | 3,096             | 3,074             | (22)                                | (0.71%)         |
| 0450   | Social Security                           | -                 | -                            | -                      | -                 | -                 | -                                   | -               |
| 0500   | PERS                                      | 42,939            | 33,903                       | 45,734                 | 45,734            | 45,715            | (19)                                | (0.04%)         |
| 0600   | Unemployment Insurance                    | -                 | 57                           | 1,068                  | 1,068             | 1,060             | (8)                                 | (0.75%)         |
| 0700   | Workers Compensation                      | 3,138             | 2,864                        | 3,107                  | 3,107             | 4,178             | 1,071                               | 34.47%          |
| 0800   | Health & Life Insurance                   | 61,994            | 61,213                       | 61,994                 | 61,994            | 46,496            | (15,498)                            | (25.00%)        |
| 0900   | Supplemental Retirement                   | 5,981             | 3,710                        | 6,721                  | 6,721             | 6,222             | (499)                               | (7.42%)         |
|  | <b>Total Salaries &amp; Benefits</b>      | <b>\$ 312,983</b> | <b>\$ 261,196</b>            | <b>\$ 335,223</b>      | <b>\$ 334,823</b> | <b>\$ 318,767</b> | <b>\$ (16,456)</b>                  | <b>(4.91%)</b>  |
| <b><u>Maintenance and Operations</u></b>     |   |                   |                              |                        |                   |                   |                                     |                 |
| 2021   | Office Supplies                           | -                 | 153                          | 300                    | 300               | 300               | -                                   | -               |
| 2022   | Operating & Repair Supplies               | 21,478            | 24,104                       | 37,000                 | 37,000            | 27,000            | (10,000)                            | (27.03%)        |
| 2023   | Repair & Maintenance Supplies             | -                 | -                            | -                      | -                 | -                 | -                                   | -               |
| 2024   | Small Tools/Minor Equipment               | 1,037             | 2,151                        | 2,800                  | 2,800             | 2,175             | (625)                               | (22.32%)        |
| 2026   | Computer Software                         | 2,873             | 1,487                        | 7,200                  | 57,200            | 14,800            | 7,600                               | 105.56%         |
| 4531   | Professional Services                     | 163               | 1,561                        | 12,000                 | 12,000            | 12,000            | -                                   | -               |
| 4532   | Communications                            | 1,572             | 1,397                        | 1,774                  | 1,774             | 1,804             | 30                                  | 1.69%           |
| 4533   | Travel & Transportation                   | 14,977            | 7,047                        | 8,500                  | 8,238             | 8,500             | -                                   | -               |
| 4534   | Advertising                               | -                 | 86                           | -                      | 1,061             | -                 | -                                   | -               |
| 4535   | Printing & Binding                        | -                 | -                            | -                      | -                 | -                 | -                                   | -               |
| 4536   | Insurance                                 | -                 | -                            | -                      | -                 | -                 | -                                   | -               |
| 4537   | Utilities                                 | -                 | -                            | -                      | -                 | -                 | -                                   | -               |
| 4538   | Repair & Maintenance                      | 51,091            | 40,566                       | 86,200                 | 81,200            | 60,000            | (26,200)                            | (30.39%)        |
| 4539   | Rentals                                   | -                 | -                            | -                      | -                 | -                 | -                                   | -               |
| 4540   | Equip. Fund Pmts.                         | 5,464             | 5,464                        | 6,770                  | 6,770             | 6,770             | -                                   | -               |
| 4541   | Postage                                   | -                 | -                            | -                      | -                 | -                 | -                                   | -               |
| 4666   | Books                                     | 318               | 359                          | 1,000                  | 1,000             | 1,000             | -                                   | -               |
| 4667   | Dues & Publications                       | 170               | 193                          | 500                    | 500               | 500               | -                                   | -               |
| 4999   | General Contingency                       | -                 | -                            | -                      | -                 | -                 | -                                   | -               |
| 5041   | Miscellaneous                             | -                 | -                            | -                      | -                 | -                 | -                                   | -               |
| 5045   | Depreciation                              | -                 | -                            | -                      | -                 | -                 | -                                   | -               |
| 5047   | Grants to Agencies                        | -                 | -                            | -                      | -                 | -                 | -                                   | -               |
|  | <b>Total Maint. and Operations</b>        | <b>\$ 99,143</b>  | <b>\$ 84,568</b>             | <b>\$ 164,044</b>      | <b>\$ 209,843</b> | <b>\$ 134,849</b> | <b>\$ (29,195)</b>                  | <b>(17.80%)</b> |
| <b><u>Capital Outlay &amp; Transfers</u></b> |   |                   |                              |                        |                   |                   |                                     |                 |
| 8061   | Land                                      | -                 | -                            | -                      | -                 | -                 | -                                   | -               |
| 8062   | Buildings                                 | -                 | 4,109                        | -                      | -                 | -                 | -                                   | -               |
| 8063   | Improvements                              | -                 | -                            | -                      | -                 | -                 | -                                   | -               |
| 8064   | Machinery & Equipment                     | -                 | 1,278                        | -                      | 30,000            | -                 | -                                   | -               |
| 9090   | Transfers                                 | -                 | -                            | -                      | -                 | -                 | -                                   | -               |
|  | <b>Total Capital Outlay and Transfers</b> | <b>\$ -</b>       | <b>\$ 5,387</b>              | <b>\$ -</b>            | <b>\$ 30,000</b>  | <b>\$ -</b>       | <b>\$ -</b>                         | <b>-</b>        |
|  | <b>Department Total:</b>                  | <b>\$ 412,126</b> | <b>\$ 351,151</b>            | <b>\$ 499,267</b>      | <b>\$ 574,666</b> | <b>\$ 453,616</b> | <b>\$ (45,651)</b>                  | <b>(9.14%)</b>  |

**City of Kenai  
Fiscal Year 2027 Operating Budget**

**Fund: 001 - General Fund  
Department: 34 - Buildings**

|  |  |
|--|--|
| <p><b>2022 Operating &amp; Repair Supplies.</b> Supplies for City wide building maintenance/repair work orders.</p>                                    | <p><b>4531 Professional Services.</b> Engineering design services assistance for city owned facilities.</p>  |
| <p><b>2024 Small Tools &amp; Minor Equipment.</b> Computer replacement for 3 computers, replacement printer and miscellaneous tools and equipment.</p> | <p><b>4533 Transportation.</b> Building Official certification training and meetings.</p>  |
| <p><b>2026 Computer Software.</b> Plan review software and support. Software for three computers and for surface tables.</p>                           | <p><b>4538 Repair &amp; Maintenance.</b> Includes repair of City facilities and inspection/testing of elevators and fire alarm/sprinkler systems. Boiler maintenance inspections, contract services for processing requested work orders and garage doors.</p> |

**City of Kenai  
Fiscal Year 2027 Operating Budget**

**Fund 001 – General Fund  
Department 435 – Street Lighting**

**Mission**

To provide safe, consistent street lighting in the City of Kenai that meets community needs.

**Functions & Responsibilities**

Street Lighting provides for the repair, maintenance, and installation of City streetlights.

Field and shop maintenance of City-owned streetlights and related equipment includes troubleshooting failures, replacing parts, repairing components, and/or replacing light systems.

**Staffing**

|                | FY23 Actual |       | FY24 Actual |       | FY25 Actual |       | Projected FY26 |       | Proposed FY27 |       | Projected FY28 |       |
|----------------|-------------|-------|-------------|-------|-------------|-------|----------------|-------|---------------|-------|----------------|-------|
| Position Title | FTE         | Grade | FTE         | Grade | FTE         | Grade | FTE            | Grade | FTE           | Grade | FTE            | Grade |
| N/A            | N/A         | N/A   | N/A         | N/A   | N/A         | N/A   | N/A            | N/A   | N/A           | N/A   | N/A            | N/A   |

**Performance Measures**

| Number of Street Lights | 2022 | 2023 | 2024 | 2025** | 2026* |
|-------------------------|------|------|------|--------|-------|
| City Lights             | 271  | 271  | 271  | 302    | 302   |
| LED Lights              | 103  | 110  | 126  | 253    | 302   |
| Standard Lights         | 168  | 161  | 145  | 49     | 0     |
| HEA Lights              | 213  | 213  | 213  | 175    | 172   |
| Work Orders Completed   | 49   | 58   | 26   | 52     | 30    |

*\*Projected Figures*

*\*\*Revised data from Street Light Assessment*

**FY26 Department Goals Evaluation**

1. With completion of the assessment and repairs completed toward the highest priority locations first, develop Capital Improvement Plans to improve existing lighting infrastructure and reduce ongoing utility and maintenance costs. This supports Goal 4 of Public Improvements and Services and Goal 5 of Transportation in the City of Kenai Comprehensive Plan by providing safe and sufficient lighting in appropriate locations.
  - *Partially Achieved. Assessment to be completed in FY26. Some work was completed in the summer of 2025 to repair existing infrastructure. Remaining LEDs to be swapped in 2026, and plans developed for future lighting improvements.*

**FY27 Department Goals**

1. Continue conversion of all street lights to LED.
2. Work with HEA to remedy billing issues and reduce excess lighting where feasible.
3. Develop a plan for the utilization of the remaining Street Light Construction Capital Funding.

These goals support Goal 4 of Public Improvements and Services and Goal 5 of Transportation in the City of Kenai Comprehensive Plan by providing safe and sufficient lighting in appropriate locations

## **Future Considerations**

Continue mapping underground power lines for street lights with GPS system to reduce future efforts in locate requests. Grant funding may be available for additional lighting on collector streets that serve City schools.

City of Kenai  
Fiscal Year 2027 Operating Budget

Fund: 001 - General Fund  
Department: Street Lighting

| Account Number                               | Expense Description                       | FY2025 Actual     | Five year Historical Average | Original Budget FY2026 | Amended Budget    | Proposed FY2027   | Increase (Decrease) FY2026 Original | % Change     |
|--|---|-------------------|------------------------------|------------------------|-------------------|-------------------|-------------------------------------|--------------|
| <b><u>Salaries and Benefits</u></b>          |   |                   |                              |                        |                   |                   |                                     |              |
| 0100   | Salaries                                  | \$ (1)            | \$ -                         | \$ -                   | \$ -              | \$ -              | \$ -                                | -            |
| 0200   | Overtime                                  | -                 | -                            | -                      | -                 | -                 | -                                   | -            |
| 0250   | Holiday Pay                               | -                 | -                            | -                      | -                 | -                 | -                                   | -            |
| 0300   | Leave                                     | -                 | -                            | -                      | -                 | -                 | -                                   | -            |
| 0400   | Medicare                                  | -                 | -                            | -                      | -                 | -                 | -                                   | -            |
| 0450   | Social Security                           | -                 | -                            | -                      | -                 | -                 | -                                   | -            |
| 0500   | PERS                                      | -                 | -                            | -                      | -                 | -                 | -                                   | -            |
| 0600   | Unemployment Insurance                    | -                 | -                            | -                      | -                 | -                 | -                                   | -            |
| 0700   | Workers Compensation                      | -                 | -                            | -                      | -                 | -                 | -                                   | -            |
| 0800   | Health & Life Insurance                   | -                 | -                            | -                      | -                 | -                 | -                                   | -            |
| 0900   | Supplemental Retirement                   | -                 | -                            | -                      | -                 | -                 | -                                   | -            |
|  | <b>Total Salaries &amp; Benefits</b>      | <b>\$ (1)</b>     | <b>\$ -</b>                  | <b>\$ -</b>            | <b>\$ -</b>       | <b>\$ -</b>       | <b>\$ -</b>                         | <b>-</b>     |
| <b><u>Maintenance and Operations</u></b>     |   |                   |                              |                        |                   |                   |                                     |              |
| 2021   | Office Supplies                           | -                 | -                            | -                      | -                 | -                 | -                                   | -            |
| 2022   | Operating & Repair Supplies               | -                 | -                            | -                      | -                 | -                 | -                                   | -            |
| 2023   | Repair & Maintenance Supplies             | -                 | -                            | -                      | -                 | -                 | -                                   | -            |
| 2024   | Small Tools/Minor Equipment               | -                 | -                            | -                      | -                 | -                 | -                                   | -            |
| 2026   | Computer Software                         | -                 | -                            | -                      | -                 | -                 | -                                   | -            |
| 4531   | Professional Services                     | -                 | -                            | -                      | -                 | -                 | -                                   | -            |
| 4532   | Communications                            | -                 | -                            | -                      | -                 | -                 | -                                   | -            |
| 4533   | Travel & Transportation                   | -                 | -                            | -                      | -                 | -                 | -                                   | -            |
| 4534   | Advertising                               | -                 | -                            | -                      | -                 | -                 | -                                   | -            |
| 4535   | Printing & Binding                        | -                 | -                            | -                      | -                 | -                 | -                                   | -            |
| 4536   | Insurance                                 | -                 | -                            | -                      | -                 | -                 | -                                   | -            |
| 4537   | Utilities                                 | 160,167           | 157,649                      | 170,440                | 170,440           | 180,454           | 10,014                              | 5.88%        |
| 4538   | Repair & Maintenance                      | 38,301            | 42,704                       | 65,000                 | 65,000            | 65,000            | -                                   | -            |
| 4539   | Rentals                                   | -                 | -                            | -                      | -                 | -                 | -                                   | -            |
| 4540   | Equip. Fund Pmts.                         | -                 | -                            | -                      | -                 | -                 | -                                   | -            |
| 4541   | Postage                                   | -                 | -                            | -                      | -                 | -                 | -                                   | -            |
| 4666   | Books                                     | -                 | -                            | -                      | -                 | -                 | -                                   | -            |
| 4667   | Dues & Publications                       | -                 | -                            | -                      | -                 | -                 | -                                   | -            |
| 4999   | General Contingency                       | -                 | -                            | -                      | -                 | -                 | -                                   | -            |
| 5041   | Miscellaneous                             | -                 | -                            | -                      | -                 | -                 | -                                   | -            |
| 5045   | Depreciation                              | -                 | -                            | -                      | -                 | -                 | -                                   | -            |
| 5047   | Grants to Agencies                        | -                 | -                            | -                      | -                 | -                 | -                                   | -            |
|  | <b>Total Maint. and Operations</b>        | <b>\$ 198,468</b> | <b>\$ 200,353</b>            | <b>\$ 235,440</b>      | <b>\$ 235,440</b> | <b>\$ 245,454</b> | <b>\$ 10,014</b>                    | <b>4.25%</b> |
| <b><u>Capital Outlay &amp; Transfers</u></b> |   |                   |                              |                        |                   |                   |                                     |              |
| 8061   | Land                                      | -                 | -                            | -                      | -                 | -                 | -                                   | -            |
| 8062   | Buildings                                 | -                 | -                            | -                      | -                 | -                 | -                                   | -            |
| 8063   | Improvements                              | -                 | -                            | -                      | -                 | -                 | -                                   | -            |
| 8064   | Machinery & Equipment                     | -                 | -                            | -                      | -                 | -                 | -                                   | -            |
| 9090   | Transfers                                 | -                 | -                            | -                      | -                 | -                 | -                                   | -            |
|  | <b>Total Capital Outlay and Transfers</b> | <b>\$ -</b>       | <b>\$ -</b>                  | <b>\$ -</b>            | <b>\$ -</b>       | <b>\$ -</b>       | <b>\$ -</b>                         | <b>-</b>     |
|  | <b>Department Total:</b>                  | <b>\$ 198,467</b> | <b>\$ 200,353</b>            | <b>\$ 235,440</b>      | <b>\$ 235,440</b> | <b>\$ 245,454</b> | <b>\$ 10,014</b>                    | <b>4.25%</b> |

City of Kenai  
Fiscal Year 2027 Operating Budget

Fund: 001 - General Fund  
Department: 35 - Street Lighting

**4538 Repairs & Maintenance Services.** Annual street light maintenance contract. Utility locates and miscellaneous repairs.

**City of Kenai  
Fiscal Year 2027 Operating Budget**

**Fund 001 – General Fund  
Department 440 – Library**

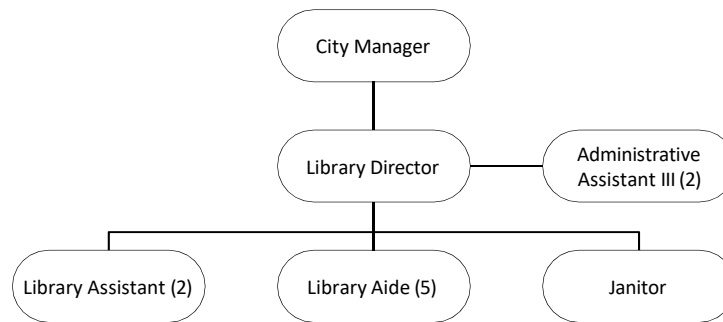
**Mission**

To provide a welcoming space where people can connect, learn, discover, and grow.

**Functions & Responsibilities**

The Kenai Community Library is responsible for maintaining a dynamic and diverse collection that serves patrons of all ages and abilities. The collection includes approximately 65,000 physical items and provides access to more than 3 million additional titles statewide through the Alaska Library Catalog, as well as a wide range of digital content and online resources. Library staff support literacy, lifelong learning, and creativity by delivering high-quality programs, resources, and services in a safe and welcoming environment. The Library offers quiet study rooms and early literacy resources for young learners. It also provides essential public technology services such as device lending, public computer access, indoor and outdoor wireless internet, and printing, faxing, and scanning.

**Organizational Chart**



**Staffing**

| Position Title               | FY23 Actual |       | FY24 Actual |       | FY25 Actual |       | Projected FY26 |       | Proposed FY27 |       | Projected FY28 |       |
|------------------------------|-------------|-------|-------------|-------|-------------|-------|----------------|-------|---------------|-------|----------------|-------|
|                              | FTE         | Grade | FTE         | Grade | FTE         | Grade | FTE            | Grade | FTE           | Grade | FTE            | Grade |
| Library Director             | 1           | 23    | 1           | 23    | 1           | 23    | 1              | 23    | 1             | 23    | 1              | 23    |
| Administrative Assistant III | 1           | 15    | 1           | 15    | 1           | 15    | 1              | 15    | 2             | 15    | 2              | 15    |
| Library Assistant            | 3           | 11    | 3           | 11    | 3           | 12    | 3              | 12    | 2             | 12    | 2              | 12    |
| Library Aide (40 hr/week)    | 1           | 8     | 1           | 8     | 1           | 8     | 1              | 8     | 1             | 8     | 1              | 8     |
| Library Aide (25 hr/week)    | 0.62        | 8     | 0.62        | 8     | -           | -     | -              | -     | -             | -     | -              | -     |
| Library Aide (24 hr/week)    | -           | -     | -           | -     | 0.60        | 8     | .60            | 8     | .60           | 8     | .60            | 8     |
| Library Aide (14 hr/week)    | 1.05        | 8     | 1.05        | 8     | 1.05        | 8     | 1.05           | 8     | 1.05          | 8     | 1.05           | 8     |
| Janitor                      | .45         | 3     | .45         | 4     | .39         | 6     | .39            | 6     | .35           | 6     | .35            | 6     |

\*Temporary intern funded by a grant.

## Performance Measures

| Fiscal Year                | 2022   | 2023   | 2024   | 2025   | 2026*  |
|----------------------------|--------|--------|--------|--------|--------|
| <b>Items Borrowed</b>      |        |        |        |        |        |
| Physical Checkouts         | 72,200 | 80,400 | 78,080 | 87,800 | 82,000 |
| Digital Checkouts          | 18,200 | 18,800 | 22,033 | 24,800 | 26,000 |
| <b>Visits and Services</b> |        |        |        |        |        |
| Visitors Welcomed          | 48,220 | 56,400 | 57,750 | 71,250 | 62,000 |
| New Memberships            | 604    | 679    | 736    | 760    | 730    |
| Rooms Reserved             | 1,201  | 1,552  | 1,682  | 1,860  | 1,900  |
| <b>Programs</b>            |        |        |        |        |        |
| Presented                  | 292    | 444    | 451    | 665    | 660    |
| People Attending           | 4,625  | 7,700  | 8,540  | 11,900 | 8,000  |
| <b>Technology</b>          |        |        |        |        |        |
| Public Computer Sessions   | 5,535  | 6,080  | 6,084  | 6,400  | 5,800  |

\*Projected Figures based on year-to-date information.

## FY26 Department Goals Evaluation

### 1. Creating a Welcoming Community Hub

We aim to serve as a gathering place for all by prioritizing community needs and enhancing accessibility, both in person and virtually.

- *Achieved.*
  - a. *The Library is projected to welcome approximately 62,000 to 63,000 visitors (Goal: 61,500). Although it is lower than FY25, it exceeds FY24 numbers, indicating normalization after a peak year.*
  - b. *The Library is on track to issue approximately 730 library cards (Goal: 650).*
  - c. *The Library is on track to assist an estimated 1,900 individuals and groups in using our meeting spaces (Goal: 1,700).*

### 2. Promoting Literacy and Resource Access

Our mission includes fostering literacy and providing valuable resources for our community.

- *Partially Achieved*
  - a. *Physical circulation is projected at approximately 82,000, following a particularly strong FY25 (87,800) and slightly below target. Continued growth in digital circulation (approximately 5.9% in FY25 and 48% since 2020) highlights a shift, but overall use across formats remains strong. Digital circulation is projected at between 25,500 and 26,500.*
  - b. *We anticipate adding approximately 3,000 new items, below the goal of 3,500, due to a shift toward digital collections and rising materials costs.*
  - c. *The Library successfully maintained reliable access to public computers, high-speed Wi-Fi, and 24/7 online resources like the OPAC, digital library, and website throughout FY26.*
  - d. *Public computer session count is projected to be lower than in previous fiscal years; however, total usage time remains steady, indicating fewer but longer sessions.*

### 3. Encouraging Learning Through Programs and Outreach

We will inspire lifelong learning and support early literacy through diverse programs and partnerships.

- *Achieved.*
  - a. *Programming is on track to reach approximately 660-700 programs with total attendance between 8,000 and 9,000, reflecting continued community engagement. Monthly programming is expected to average 33–42 children’s programs (Goal: 34), 14–16 adult programs (Goal: 5), 8–10 all-ages programs (Goal: 7), and 2–4 teen programs (Goal: 2). While attendance per program has moderated compared to FY25, this reflects a return to more typical levels following an unusually strong FY25.*
  - b. *The Library is on track to offer at least 1 DIY kit per quarter and attend 6 outreach programs annually.*
  - c. *The Library continues to build partnerships with community organizations.*
  - d. *The Library continues to offer its annual Summer Reading Program.*

### FY27 Department Goals

The following department goals support the *Imagine 2030 City’s Comprehensive Plan*, specifically Goal 1: Promote and encourage quality of life in Kenai, and Goal 4: Provide adequate public improvements and services in the city.

Building on strong community support, as demonstrated by a recent City of Kenai survey in which over 80% of respondents reported being satisfied with library services, and guided by our vision “to be the confluence of ideas and information to empower our thriving community,” the Library will continue to enhance collections, expand access to technology and resources, and deliver responsive programs and services that meet community needs, support lifelong learning, and contribute to a high quality of life for all residents:

#### 1. Creating a Welcoming Community Hub

The Library will continue to serve as a welcoming community hub that supports quality of life in Kenai:

- a. Host approximately 60,000 to 62,000 visitors in safe, well-maintained, and comfortable spaces for interaction, reading, work, or study.
- b. Register around 600 to 650 new library members through ongoing outreach and community engagement.
- c. Support 1,700 to 1,900 uses of meeting spaces by individuals and groups by maintaining an easy reservation process and promoting space availability both in-house and online.
- d. Monitor responsive service and patron satisfaction (target: 80% or greater) through at least one survey and ongoing feedback tracking.

#### 2. Promoting Literacy and Resource Access

Our mission includes fostering literacy and providing valuable resources for our community:

- a. Assist patrons in borrowing an estimated 80,000 to 82,000 physical items and 26,000 to 27,000 digital items, using circulation trends to guide collection development decisions.
- b. Add approximately 2,800 to 3,000 new items, prioritizing high-demand materials and balancing physical and digital collections.

- c. Support in-house and remote use of technology and online resources while reducing barriers by providing reliable access to public computers, high-speed Wi-Fi, 24/7 online resources, and timely assistance with technology questions.
- d. Increase awareness of library services through consistent marketing, including social media, newsletters, and community engagement efforts.

### **3. Encouraging Learning Through Programs and Outreach**

We will inspire lifelong learning and support early literacy through diverse programs and partnerships.

- a. Deliver approximately 650 to 700 programs in FY27, offering a mix of regular and special programs based on participation and community demand.
- b. Achieve total annual program attendance of approximately 9,000 to 10,000, reflecting modest growth from FY26.
- c. Offer a balanced mix of children, teens, adults, and all-ages programs, using attendance and feedback to guide program development and implementation.
- d. Provide at least six outreach programs and establish one or two new community partnerships to expand reach, improve quality, and respond to local interests.

## **Future considerations**

### **1. Collection management**

- a. Evaluate and respond to demand for specialized collections like STEAM kits, Makerspaces, and adaptive technology.
- b. Monitor and respond to continued shift toward use of digital content.
- c. Work toward decreasing the overall age of collection, with at least 35% of the collection no older than 5 years.
- d. Continue work on wayfinding improvements and consider reconfiguration of space to improve access to collection.

### **2. Future capital needs**

- a. Existing seating furniture is showing wear, and investment in durable and accessible furnishings will help maintain a safe, welcoming environment.
- b. Additional shelving will be needed in the children's area to accommodate continued growth in this high-demand collection and maintain accessible, organized spaces.

City of Kenai  
Fiscal Year 2027 Operating Budget

Fund: 001 - General Fund  
Department: Library

| Account Number                               | Expense Description                       | FY2025 Actual     | Five year Historical Average | Original Budget FY2026 | Amended Budget      | Proposed FY2027     | Increase (Decrease) FY2026 Original | % Change       |
|--|---|-------------------|------------------------------|------------------------|---------------------|---------------------|-------------------------------------|----------------|
| <b><u>Salaries and Benefits</u></b>          |   |                   |                              |                        |                     |                     |                                     |                |
| 0100   | Salaries                                  | \$ 465,844        | \$ 432,564                   | \$ 500,478             | \$ 500,478          | \$ 516,499          | \$ 16,021                           | 3.20%          |
| 0200   | Overtime                                  | -                 | 2                            | -                      | -                   | -                   | -                                   | -              |
| 0250   | Holiday Pay                               | -                 | -                            | -                      | -                   | -                   | -                                   | -              |
| 0300   | Leave                                     | 5,031             | 1,677                        | 16,548                 | 16,548              | 15,821              | (727)                               | (4.39%)        |
| 0400   | Medicare                                  | 6,470             | 5,808                        | 7,497                  | 7,497               | 7,718               | 221                                 | 2.95%          |
| 0450   | Social Security                           | 4,037             | 3,464                        | 2,914                  | 2,914               | 4,066               | 1,152                               | 39.53%         |
| 0500   | PERS                                      | 87,003            | 82,675                       | 95,918                 | 95,918              | 99,202              | 3,284                               | 3.42%          |
| 0600   | Unemployment Insurance                    | -                 | 195                          | 2,585                  | 2,585               | 2,662               | 77                                  | 2.98%          |
| 0700   | Workers Compensation                      | 1,338             | 1,090                        | 1,507                  | 1,507               | 1,716               | 209                                 | 13.87%         |
| 0800   | Health & Life Insurance                   | 173,693           | 171,596                      | 173,693                | 173,693             | 120,252             | (53,441)                            | (30.77%)       |
| 0900   | Supplemental Retirement                   | 17,980            | 12,834                       | 18,898                 | 18,898              | 19,789              | 891                                 | 4.71%          |
|  | <b>Total Salaries &amp; Benefits</b>      | <b>\$ 761,396</b> | <b>\$ 711,905</b>            | <b>\$ 820,038</b>      | <b>\$ 820,038</b>   | <b>\$ 787,725</b>   | <b>\$ (32,313)</b>                  | <b>(3.94%)</b> |
| <b><u>Maintenance and Operations</u></b>     |   |                   |                              |                        |                     |                     |                                     |                |
| 2021   | Office Supplies                           | 793               | 1,373                        | 800                    | 800                 | 700                 | (100)                               | (12.50%)       |
| 2022   | Operating & Repair Supplies               | 7,842             | 7,906                        | 5,500                  | 9,007               | 18,100              | 12,600                              | 229.09%        |
| 2023   | Repair & Maintenance Supplies             | -                 | 2,414                        | -                      | -                   | -                   | -                                   | -              |
| 2024   | Small Tools/Minor Equipment               | 14,837            | 20,689                       | 11,300                 | 21,570              | 10,250              | (1,050)                             | (9.29%)        |
| 2026   | Computer Software                         | 5,481             | 3,508                        | 24,106                 | 25,540              | 27,589              | 3,483                               | 14.45%         |
| 4531   | Professional Services                     | 2,170             | 1,731                        | 1,700                  | 2,000               | 1,700               | -                                   | -              |
| 4532   | Communications                            | 4,264             | 4,489                        | 3,820                  | 4,020               | 4,150               | 330                                 | 8.64%          |
| 4533   | Travel & Transportation                   | 6,867             | 6,561                        | 6,910                  | 6,910               | 6,900               | (10)                                | (0.14%)        |
| 4534   | Advertising                               | 219               | 563                          | 500                    | 500                 | 500                 | -                                   | -              |
| 4535   | Printing & Binding                        | 3,603             | 3,206                        | 3,303                  | 3,303               | 3,300               | (3)                                 | (0.09%)        |
| 4536   | Insurance                                 | -                 | -                            | -                      | -                   | -                   | -                                   | -              |
| 4537   | Utilities                                 | 59,788            | 62,822                       | 74,430                 | 74,430              | 65,304              | (9,126)                             | (12.26%)       |
| 4538   | Repair & Maintenance                      | 15,347            | 11,285                       | 3,300                  | 3,980               | 3,330               | 30                                  | 0.91%          |
| 4539   | Rentals                                   | -                 | 4,007                        | -                      | -                   | -                   | -                                   | -              |
| 4540   | Equip. Fund Pmts.                         | -                 | -                            | -                      | -                   | -                   | -                                   | -              |
| 4541   | Postage                                   | 10,299            | 8,044                        | 10,000                 | 10,000              | 9,000               | (1,000)                             | (10.00%)       |
| 4666   | Books                                     | 75,449            | 69,793                       | 65,500                 | 73,110              | 66,500              | 1,000                               | 1.53%          |
| 4667   | Dues & Publications                       | 1,270             | 1,084                        | 1,325                  | 1,325               | 1,355               | 30                                  | 2.26%          |
| 4999   | General Contingency                       | -                 | -                            | -                      | -                   | -                   | -                                   | -              |
| 5041   | Miscellaneous                             | -                 | 60                           | -                      | -                   | -                   | -                                   | -              |
| 5045   | Depreciation                              | -                 | -                            | -                      | -                   | -                   | -                                   | -              |
| 5047   | Grants to Agencies                        | -                 | -                            | -                      | -                   | -                   | -                                   | -              |
|  | <b>Total Maint. and Operations</b>        | <b>\$ 208,229</b> | <b>\$ 209,535</b>            | <b>\$ 212,494</b>      | <b>\$ 236,495</b>   | <b>\$ 218,678</b>   | <b>\$ 6,184</b>                     | <b>2.91%</b>   |
| <b><u>Capital Outlay &amp; Transfers</u></b> |   |                   |                              |                        |                     |                     |                                     |                |
| 8061   | Land                                      | -                 | -                            | -                      | -                   | -                   | -                                   | -              |
| 8062   | Buildings                                 | -                 | -                            | -                      | -                   | -                   | -                                   | -              |
| 8063   | Improvements                              | -                 | 2,139                        | -                      | -                   | -                   | -                                   | -              |
| 8064   | Machinery & Equipment                     | -                 | 4,335                        | -                      | -                   | -                   | -                                   | -              |
| 9090   | Transfers                                 | -                 | -                            | -                      | -                   | -                   | -                                   | -              |
|  | <b>Total Capital Outlay and Transfers</b> | <b>\$ -</b>       | <b>\$ 6,474</b>              | <b>\$ -</b>            | <b>\$ -</b>         | <b>\$ -</b>         | <b>\$ -</b>                         | <b>-</b>       |
|  | <b>Department Total:</b>                  | <b>\$ 969,625</b> | <b>\$ 927,914</b>            | <b>\$ 1,032,532</b>    | <b>\$ 1,056,533</b> | <b>\$ 1,006,403</b> | <b>\$ (26,129)</b>                  | <b>(2.53%)</b> |

**City of Kenai  
Fiscal Year 2027 Operating Budget**

**Fund: 001 - General Fund  
Department: 40 - Library**

**2022 Operating, Repair & Maintenance Supplies.** Custodial and kitchen supplies. Processing and programming supplies. Special Projects: Staff office chairs \$5,000. Camera renewal \$5,000. Additional cameras \$2,100.

**2026 Computer Software.** Cost for languages software, publicity software and work scheduling software. Library calendar, scanner, postage and Siris Dynix software.

**4531 Professional Services.** Transit services between Soldotna and Kenai libraries.

**4533 Travel & Transportation.** Car allowance, professional development, AKLA conference and other professional conferences.

**4538 Repair & Maintenance.** Maintenance agreements for department specific systems, carpet and floor cleaning, window washing and miscellaneous contracted repairs of books and equipment.

**4666 Books.** Purchase of books and materials for the Library's collection.

**4667 Dues & Publications.** Alaska Library Network and Association dues, American Library Association dues and library publications.

City of Kenai  
Fiscal Year 2027 Operating Budget

Fund 001 – General Fund  
Department 445 – Parks, Recreation & Beautification

**Mission**

To make Kenai a more attractive place to live and play by working in partnership with the community to foster and support community well-being and healthy environments.

**Functions & Responsibilities**

The Kenai Parks, Recreation & Beautification Department manages the City’s parks, recreation facilities, trails, and open spaces, ensuring they remain safe, clean, and accessible for residents and visitors.

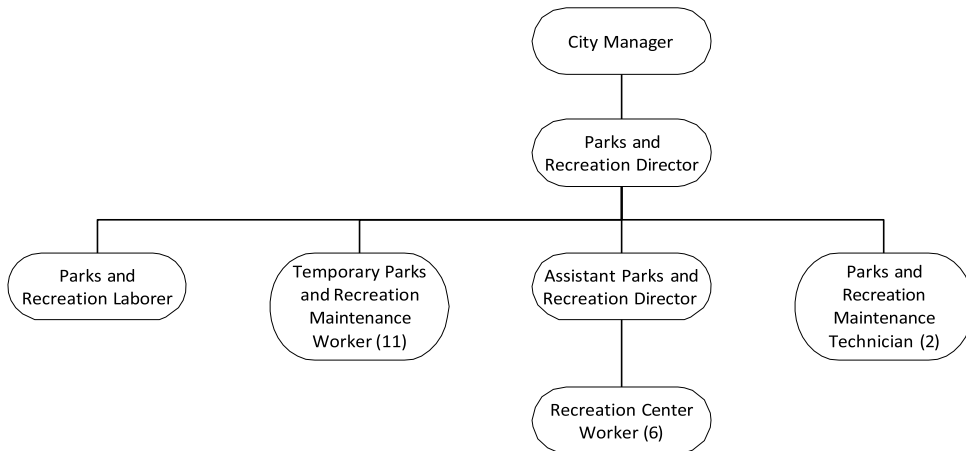
To maintain public spaces, the department provides horticultural and turf care across City properties and public rights-of-way. Responsibilities include landscaping, cemetery upkeep, irrigation, forestry management, playground maintenance, trail maintenance, trash and debris removal, graffiti cleanup, facility repairs, snow removal, trail grooming, and equipment maintenance.

The department maintains and manages baseball, softball, and soccer fields, disc golf courses, pedestrian trails, and other outdoor spaces. It manages the Kenai Recreation Center, which includes the attached Kenai Teen Center, operated by the Boys & Girls Club of the Kenai Peninsula. The department also oversees the city-owned Multi-Purpose Facility (Kenai Ice Rink), managing scheduling and general oversight, while a contractor manages daily operations during the ice season.

Additionally, it collaborates with an independent group that leases and operates the City Golf Course, which serves as Nordic ski trails in the winter. The department maintains the ski trails throughout the winter season.

In addition to maintenance and facility management, the department supports the community by assisting residents with space reservations, coordinating volunteer efforts, and helping support public events.

**Organizational Chart**



## Staffing

| Position Title               | FY23 Actual |       | FY24 Actual |       | FY25 Actual |       | Projected FY26 |       | Proposed FY27 |       | Projected FY28 |       |
|------------------------------|-------------|-------|-------------|-------|-------------|-------|----------------|-------|---------------|-------|----------------|-------|
|                              | FTE         | Grade | FTE         | Grade | FTE         | Grade | FTE            | Grade | FTE           | Grade | FTE            | Grade |
| Parks & Rec Director         | .96         | 23    | .96         | 23    | .96         | 23    | .95            | 23    | .95           | 23    | .95            | 23    |
| Assistant Director           | .88         | 19    | .93         | 19    | .93         | 19    | .94            | 19    | .94           | 19    | .94            | 19    |
| Maintenance Technician       | 1.92        | 14    | 1.92        | 14    | 1.92        | 14    | 1.91           | 14    | 1.91          | 14    | 1.91           | 14    |
| Laborer                      | .98         | 6     | .98         | 6     | .98         | 6     | .98            | 6     | .98           | 6     | .98            | 6     |
| Recreation Center Worker     | 3           | 3     | 3           | 4     | 3.35        | 6     | 3.35           | 6     | 3.35          | 6     | 3.35           | 6     |
| Temporary Maintenance Worker | 2.06        | T5    | 2.77        | T5    | 2.34        | T5    | 2.34           | T5    | 2.34          | T5    | 2.34           | T5    |
| Temporary Maintenance Leader | .40         | T3    | -           |       | -           |       | -              |       | -             |       | -              |       |

## Average Overtime Per Position (hours)

| Position Title               | FY23 Actual | FY24 Actual | FY25 Actual | Projected FY26 | Proposed FY27 | Projected FY28 |
|------------------------------|-------------|-------------|-------------|----------------|---------------|----------------|
| Assistant Director           | 68          | 89.5        | 45          | 15             | 15            | 15             |
| Director                     | N/A         | N/A         | N/A         | N/A            | N/A           | N/A            |
| Laborer                      | 58.5        | 21.5        | 12          | 10             | 10            | 10             |
| Maintenance Technician       | 80          | 16.5        | 46          | 20             | 20            | 20             |
| Recreation Center Worker     | 0           | 0           | 0           | 0              | 0             | 0              |
| Temporary Maintenance Worker | 39.5        | 38          | 32.25       | 5              | 5             | 5              |

## Performance Measures

| Fiscal Year   | 2022     | 2023     | 2024     | 2025     | 2026*    |
|---|----------|----------|----------|----------|----------|
| Total Recreation Center Visits                            | 36,616** | 42,484** | 44,787** | 39,539** | 37,562** |
| Total Program-based Activities (sponsored & co-sponsored) | 7        | 8        | 8        | 8        | 16       |
| Total Pedestrian Trails (Miles)                           | 6.3      | 6.3      | 6.3      | 6.3      | 8.37     |
| Total Shelter Reservations                                | 54       | 41       | 38       | 58       | 70       |
| Ice Reservations (Hours)                                  | 745      | 950      | 807      | 856      | 798      |
| Volunteer Hours   | 192      | 215      | 767      | 810      | 707      |
| Issued Tree Removal Permits                               | 2        | 3        | 2        | 5        | 6        |

**Total Recreation Center visits** are based on recorded sign-ins and may not fully reflect actual usage, as rental groups and spectators are difficult to track. FY26 data includes all current information, with FY25 data used for months not yet completed. **Program totals include in-house programs, City events, and City-sponsored events. Pedestrian trail mileage** reflects all City trails, updated in FY26 as part of the Master Plan, including additions at Doublespeak Pond and minor adjustments to ski trails. **Shelter and ice reservations** reflect all bookings for FY25 and FY26 months for shelters, and for the MPF, the numbers reflect ice sold during the FY26 winter season. Volunteer hours include all City programs and community service contributions. **Tree removal permits** issued in FY26 to date.

\* Excludes Teen Center visits.

## FY26 Department Goals Evaluation

1. Publish a Parks and Recreation Master Plan. A Master Plan incorporates community input and aligns the department's long- and short-term vision with the public. This goal aligns with all current goals in the City of Kenai Comprehensive Plan.  
**Goal 1 - Quality of Life:** Promote and encourage quality-of-life initiatives in Kenai.  
**Goal 2 - Economic Development:** Provide economic development initiatives to support the community's fiscal health.  
**Goal 3 - Land Use:** Use land-use strategies to implement a forward-looking approach to community growth and development.  
**Goal 4 - Public Improvements and Services:** Provide adequate public improvements and services in Kenai.  
**Goal 5 - Transportation:** Provide transportation systems that are efficient and adequate to meet the community's regional needs.  
**Goal 6 - Parks and Recreation:** Ensure that Kenai has excellent parks, recreational facilities, and opportunities.  
**Goal 7 - Natural Hazards and Disasters:** Prepare and protect the citizens of Kenai from natural hazards and disasters.  
**Goal 8 - Environmental Resources:** Protect and enhance the community's natural resources and environment.
  - *Achieved: This goal was completed in the 4<sup>th</sup> quarter of FY26.*
2. Establish and support a community group encouraging more people to use and enjoy the Kenai Community Garden and park, creating community engagement and recreation opportunities. This effort will include organizational and promotional support to get the group up and running and encourage community participation. By the end of 2025, the goal is to have eight garden beds rented by a group or individuals. This initiative supports Goals 1, 6, and 8 of the Kenai Comprehensive Plan.
  - *Not Achieved: The department increased advertising efforts and participated in garden workshops hosted by the Central Peninsula Garden Club to help generate interest. However, during the summer of 2025, only one bed was reserved. The long-term success of the community garden may depend on relocating it to a site with better accessibility and visibility.*
3. Establish and support a volunteer group dedicated to helping groom and maintain the ski trails in the City of Kenai, making the trails more accessible and enjoyable for winter recreation. This effort will include providing training, resources, and organizational support to ensure volunteers have the tools and knowledge needed for trail maintenance. By the end of 2025, the goal is to recruit at least three volunteers committed to keeping the trails in good condition throughout the winter season. This initiative supports Goals 1, 4, and 6 of the Kenai Comprehensive Plan by enhancing recreational opportunities, improving public services, and encouraging community involvement in maintaining valuable outdoor spaces
  - *Achieved: Through an online poll and discussions with local coaches, the department identified a strong group of volunteers willing to assist with trail grooming. During the winter, a volunteer waiver was developed to support this effort. Next winter, the season will begin with volunteer training and the establishment of a scheduling system.*

4. Develop and implement five key procedures, policies, or task outlines for the Parks and Recreation Department to improve efficiency, accountability, and consistency. These procedures include Employee Scheduling (covering PTO requests, schedule posting, and attendance tracking), an improvement action plan, department task management, a reservation policy, and a contract management procedure. Each procedure, policy, or task outline will be short, providing clear guidance without unnecessary complexity. These streamlined procedures will help the department operate more smoothly, ensure consistency in decision-making, improve communication among staff, and enhance overall productivity.
  - *Achieved: An internal attendance policy, cell phone policy, and 4 reservation policies have been developed. A significant positive outcome that helped achieve this goal was participation in the City's Administrative Working Group Policy and Procedure training, which helped standardize the development process. This training has supported the creation of high-quality policies and procedures using a consistent format.*

## **FY27 Department Goals**

1. Prioritize and execute projects outlined in the to be completed Parks and Recreation Master Plan to enhance recreational spaces, improve park facilities, and ensure equitable access. Adhering to the plan ensures alignment with the city's long-term vision. The plan will serve as a guiding document for years to come, and priorities may change as circumstances vary, but it is important to use it annually.
  - Goal 1: Quality of Life: Promote and encourage quality-of-life** elements in Kenai.
  - Goal 2: Economic Development:** Provide economic development initiatives to support the community's fiscal health.
  - Goal 3: Land Use:** Use land-use strategies to implement a forward-looking approach to community growth and development.
  - Goal 4: Public Improvements and Services:** Provide adequate public improvements and services in Kenai.
  - Goal 5: Transportation:** Provide transportation systems that are efficient and adequate to meet the community's regional needs.
  - Goal 6: Parks and Recreation:** Ensure that Kenai has excellent parks, recreational facilities, and opportunities.
  - Goal 7: Natural Hazards and Disasters:** Prepare and protect the citizens of Kenai from natural hazards and disasters.
  - Goal 8: Environmental Resources:** Protect and enhance the community's natural resources and environment.
2. Develop and implement five key procedures, policies, or task outlines for the Parks and Recreation Department to improve efficiency, accountability, and consistency. Each procedure, policy, or task outline will be short, providing clear guidance without unnecessary complexity.
3. Attend 3 to 5 board meetings of the frequent users groups of Parks and Recreation. Some of the biggest users of the Parks are local groups such as the Boys and Girls Club, the Kenai Peninsula Soccer Club, Kenai Little League, Kenai Adult Softball, and the Kenai Peninsula Hockey Association. The Director would like to start attending one board meeting per year for some of these groups to improve communication and collaboration.

## **Future Considerations**

Establish a structured process to regularly review, assess, and update the Parks and Recreation Master Plan to ensure it remains relevant, responsive, and aligned with evolving community needs. This includes tracking progress on completed initiatives, identifying emerging priorities, evaluating changing conditions, and recommending adjustments when necessary. By treating the Master Plan as a living document, the department will support informed decision-making, strategic resource allocation, and long-term system sustainability.

City of Kenai  
Fiscal Year 2027 Operating Budget

Fund: 001 - General Fund  
Department: Parks, Recreation & Beautification

| Account Number                               | Expense Description                       | FY2025 Actual       | Five year Historical Average | Original Budget FY2026 | Amended Budget      | Proposed FY2027     | Increase (Decrease) FY2026 Original | % Change       |
|--|---|---------------------|------------------------------|------------------------|---------------------|---------------------|-------------------------------------|----------------|
| <b><u>Salaries and Benefits</u></b>          |   |                     |                              |                        |                     |                     |                                     |                |
| 0100   | Salaries                                  | \$ 538,643          | \$ 437,442                   | \$ 563,229             | \$ 563,229          | \$ 577,708          | \$ 14,479                           | 2.57%          |
| 0200   | Overtime                                  | 6,282               | 3,652                        | 2,849                  | 2,849               | 2,198               | (651)                               | (22.85%)       |
| 0250   | Holiday Pay                               | -                   | -                            | -                      | -                   | -                   | -                                   | -              |
| 0300   | Leave                                     | 4,453               | 10,914                       | 11,573                 | 11,573              | 14,187              | 2,614                               | 22.59%         |
| 0400   | Medicare                                  | 8,121               | 6,635                        | 8,376                  | 8,376               | 8,614               | 238                                 | 2.84%          |
| 0450   | Social Security                           | 13,242              | 9,093                        | 7,907                  | 7,907               | 14,423              | 6,516                               | 82.41%         |
| 0500   | PERS                                      | 75,817              | 66,246                       | 74,010                 | 74,010              | 77,198              | 3,188                               | 4.31%          |
| 0600   | Unemployment Insurance                    | -                   | 166                          | 2,888                  | 2,888               | 2,970               | 82                                  | 2.84%          |
| 0700   | Workers Compensation                      | 13,350              | 9,278                        | 15,614                 | 15,614              | 11,606              | (4,008)                             | (25.67%)       |
| 0800   | Health & Life Insurance                   | 127,773             | 124,151                      | 122,644                | 122,644             | 95,798              | (26,846)                            | (21.89%)       |
| 0900   | Supplemental Retirement                   | 18,663              | 11,160                       | 15,673                 | 15,673              | 18,771              | 3,098                               | 19.77%         |
|  | <b>Total Salaries &amp; Benefits</b>      | <b>\$ 806,344</b>   | <b>\$ 678,737</b>            | <b>\$ 824,763</b>      | <b>\$ 824,763</b>   | <b>\$ 823,473</b>   | <b>\$ (1,290)</b>                   | <b>(0.16%)</b> |
| <b><u>Maintenance and Operations</u></b>     |   |                     |                              |                        |                     |                     |                                     |                |
| 2021   | Office Supplies                           | -                   | -                            | -                      | -                   | -                   | -                                   | -              |
| 2022   | Operating & Repair Supplies               | 75,185              | 77,684                       | 89,500                 | 89,500              | 95,250              | 5,750                               | 6.42%          |
| 2023   | Repair & Maintenance Supplies             | 24,714              | 4,943                        | 1,750                  | 4,876               | 2,000               | 250                                 | 14.29%         |
| 2024   | Small Tools/Minor Equipment               | 17,526              | 11,372                       | 6,000                  | 6,000               | 6,125               | 125                                 | 2.08%          |
| 2026   | Computer Software                         | 2,730               | 2,455                        | 8,400                  | 8,400               | 9,980               | 1,580                               | 18.81%         |
| 4531   | Professional Services                     | 62,140              | 94,579                       | 82,050                 | 84,050              | 84,750              | 2,700                               | 3.29%          |
| 4532   | Communications                            | 5,190               | 6,902                        | 5,080                  | 5,080               | 5,560               | 480                                 | 9.45%          |
| 4533   | Travel & Transportation                   | 5,190               | 3,072                        | 6,000                  | 6,000               | 6,000               | -                                   | -              |
| 4534   | Advertising                               | 147                 | 153                          | -                      | -                   | -                   | -                                   | -              |
| 4535   | Printing & Binding                        | 1,248               | 822                          | 1,000                  | 1,000               | 1,000               | -                                   | -              |
| 4536   | Insurance                                 | -                   | -                            | -                      | -                   | -                   | -                                   | -              |
| 4537   | Utilities                                 | 187,612             | 227,544                      | 227,699                | 227,699             | 227,303             | (396)                               | (0.17%)        |
| 4538   | Repair & Maintenance                      | 13,853              | 11,908                       | 13,000                 | 11,000              | 13,250              | 250                                 | 1.92%          |
| 4539   | Rentals                                   | 15,638              | 16,086                       | 17,200                 | 17,200              | 17,200              | -                                   | -              |
| 4540   | Equip. Fund Pmts.                         | 25,330              | 25,330                       | 26,298                 | 26,298              | 26,298              | -                                   | -              |
| 4541   | Postage                                   | -                   | -                            | -                      | -                   | -                   | -                                   | -              |
| 4666   | Books                                     | -                   | -                            | -                      | -                   | -                   | -                                   | -              |
| 4667   | Dues & Publications                       | 95                  | 289                          | 805                    | 805                 | 815                 | 10                                  | 1.24%          |
| 4999   | General Contingency                       | -                   | -                            | -                      | -                   | -                   | -                                   | -              |
| 5041   | Miscellaneous                             | 845                 | 973                          | 1,250                  | 1,250               | 1,250               | -                                   | -              |
| 5045   | Depreciation                              | -                   | -                            | -                      | -                   | -                   | -                                   | -              |
| 5047   | Grants to Agencies                        | -                   | -                            | -                      | -                   | -                   | -                                   | -              |
|  | <b>Total Maint. and Operations</b>        | <b>\$ 437,443</b>   | <b>\$ 484,112</b>            | <b>\$ 486,032</b>      | <b>\$ 489,158</b>   | <b>\$ 496,781</b>   | <b>\$ 10,749</b>                    | <b>2.21%</b>   |
| <b><u>Capital Outlay &amp; Transfers</u></b> |   |                     |                              |                        |                     |                     |                                     |                |
| 8061   | Land                                      | -                   | -                            | -                      | -                   | -                   | -                                   | -              |
| 8062   | Buildings                                 | -                   | -                            | -                      | -                   | -                   | -                                   | -              |
| 8063   | Improvements                              | -                   | -                            | -                      | -                   | -                   | -                                   | -              |
| 8064   | Machinery & Equipment                     | 9,976               | 23,279                       | -                      | 24,900              | 15,000              | 15,000                              | -              |
| 9090   | Transfers                                 | -                   | -                            | -                      | -                   | -                   | -                                   | -              |
|  | <b>Total Capital Outlay and Transfers</b> | <b>\$ 9,976</b>     | <b>\$ 23,279</b>             | <b>\$ -</b>            | <b>\$ 24,900</b>    | <b>\$ 15,000</b>    | <b>\$ 15,000</b>                    | <b>-</b>       |
|  | <b>Department Total:</b>                  | <b>\$ 1,253,763</b> | <b>\$ 1,186,128</b>          | <b>\$ 1,310,795</b>    | <b>\$ 1,338,821</b> | <b>\$ 1,335,254</b> | <b>\$ 24,459</b>                    | <b>1.87%</b>   |

**City of Kenai  
Fiscal Year 2027 Operating Budget**

**Fund: 001 - General Fund  
Department: 45 - Parks, Recreation & Beautiification**

**2022 Operating & Repair Supplies.** General department supplies including flowers, trees, ice melt, fertilizer, herbicides, soils, fuel, janitorial supplies. Hockey lines and paint, hockey nets and pads, Zamboni propane, park supplies, and public events supplies. Seasonal decor. Special Project: Cameras \$4,000.

**2024 Small Tools/Minor Equipment.** Charge for (5) five computers, winter pole decorations and miscellaneous small tools.

**2026 Computer Software.** Computer software for access license, Office and Adobe. Recreation software

**4531 Professional Services.** Winter ice maintenance, tree removal and background checks for new hires. Kenai Boys and Girls Club Grant.

**4538 Repair & Maintenance.** Restroom / vault pumping, compressor rebuild and equipment replacement and maintenance.

**4540 Equipment Replacement Fund Payments.** Annual payment to the City's Equipment Replacement Fund for equipment purchased by the fund and utilized by the department.

|                       |           |
|-----------------------|-----------|
| Equipment:            |           |
| Zamboni PR11          | \$ 5,931  |
| Fleet:                |           |
| 1 Ton Pickup PR-002   | 5,913     |
| 1/2 Ton Pickup PR-007 | 3,294     |
| 1/2 Ton Pickup PR-003 | 2,646     |
| 1/2 Ton Pickup PR-001 | 2,646     |
| 3/4 Ton Pickup PR-006 | 2,574     |
| 1/2 Ton Pickup PR-009 | 3,294     |
|                       | \$ 26,298 |

**5041 Miscellaneous.** Disposal fees.

**8064 Marhinery & Equipment.** Special Project: Bridge for golf course. \$15,000.

**City of Kenai  
Fiscal Year 2027 Operating Budget**

**Fund 001 – General Fund  
Department 460 Boating Facility**

**Mission**

The City Boating Facility (Dock) is dedicated to providing a safe facility for commercial and public access to the Upper Cook Inlet and Kenai River.

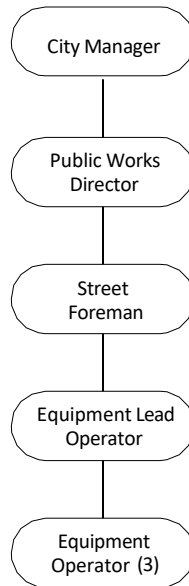
**Functions & Responsibilities**

The installation and removal of the City Dock facilities, including excavation of silt buildup on the ramps, installation of 27 floats, and seasonal pilings, are overseen and managed by the Streets division of the Public Works Department.

The operation, maintenance, and repair of the facility include the dock, three cranes, restrooms, a boat launch ramp, and floats. Additionally, staff monitor the boat ramp, parking lot, fee shack, access roads, restrooms, and trash dumpsters.

The Public Works Director is responsible for administering the Kenai Boating Facility lease with private enterprises.

**Organizational Chart**



**Staffing**

| Position Title  | FY23 Actual |       | FY24 Actual |       | FY25 Actual |       | Projected FY26 |       | Proposed FY27 |       | Projected FY28 |       |
|-----------------|-------------|-------|-------------|-------|-------------|-------|----------------|-------|---------------|-------|----------------|-------|
|                 | FTE         | Grade | FTE         | Grade | FTE         | Grade | FTE            | Grade | FTE           | Grade | FTE            | Grade |
| Streets Foreman | .04         | 21    | .04         | 21    | .04         | 21    | .03            | 21    | .03           | 21    | .03            | 21    |
| Lead Operator   | .04         | 19    | .04         | 19    | .04         | 19    | .04            | 19    | .04           | 19    | .04            | 19    |
| Operator        | .19         | 16    | .19         | 16    | .19         | 16    | .17            | 16    | .17           | 16    | .17            | 16    |

### Average Overtime Per Position (hours)

| Position Title  | FY23 Actual | FY24 Actual | FY25 Actual | Projected FY26 | Proposed FY27 | Projected FY28 |
|-----------------|-------------|-------------|-------------|----------------|---------------|----------------|
| Streets Foreman | 0           | 0           | 0           | 23             | 23            | 23             |
| Lead Operator   | 0           | 1           | 0           | 18             | 18            | 18             |
| Operator        | 0           | 2           | 0           | 24             | 24            | 24             |

### Performance Measures

| Fiscal Year                         | 2023    | 2024     | 2025     | 2026    | 2027*    |
|-------------------------------------|---------|----------|----------|---------|----------|
| Boating Facility Open               | 5/10/23 | 5/1/24   | 4/3/25   | 4/20/26 | 5/1/27*  |
| Boating Facility Closed             | 11/2/22 | 10/26/23 | 10/31/24 | 11/3/25 | 11/1/26* |
| Number of Drop Offs                 | 84      | 37       | 61       | 68      | 60*      |
| Number of Day Use Parking           | 582     | 531      | 575      | 544     | 550*     |
| Number of Boat Launches and Parking | 2,729   | 2,392    | 2,711    | 2,259   | 2,500*   |

\*Projected Figures based on year-to-date information.

### FY26 Department Goals Evaluation

1. Complete the float replacements at the facility in support of Goal 4 of the Comprehensive Plan: provide adequate public improvements and services in Kenai by maintaining and rebuilding public infrastructure.
  - *Partially Achieved. Floats are being built by City staff. Oldest floats comprising one set of ramp floats will be completed prior to opening at a minimum. Newer floats may be reused while construction is ongoing.*
2. Complete the ramp replacements at Lane 4 in support of Goal 4 of the Comprehensive Plan: provide adequate public improvements and services in Kenai by maintaining and rebuilding public infrastructure.
  - *Not Achieved. Expected to bid this summer for fall work after dip net season ends.*
3. Develop policies and procedures for annual opening and closing of the dock facility to include float placement, float removal, crane inspection, dredging, and winterization.
  - *Not Achieved. Plan to work on the next fiscal year.*

### FY27 Department Goals

1. Complete the float replacements at the facility in support of Goal 4 of the Comprehensive Plan: provide adequate public improvements and services in Kenai by maintaining and rebuilding public infrastructure.

2. Complete the ramp replacements at Lane 4 in support of Goal 4 of the Comprehensive Plan: provide adequate public improvements and services in Kenai by maintaining and rebuilding public infrastructure.
3. Develop policies and procedures for annual opening and closing of the dock facility to include float placement, float removal, crane inspection, dredging, and winterization.

City of Kenai  
Fiscal Year 2027 Operating Budget

Fund: 001 - General Fund  
Department: Boating Facility

| Account Number                               | Expense Description           | FY2025 Actual    | Five year Historical Average | Original Budget FY2026 | Amended Budget   | Proposed FY2027  | Increase (Decrease) FY2026 Original | % Change      |
|--|-------------------------------|------------------|------------------------------|------------------------|------------------|------------------|-------------------------------------|---------------|
| <b><u>Salaries and Benefits</u></b>          |                               |                  |                              |                        |                  |                  |                                     |               |
| 0100   | Salaries                      | \$ 10,081        | \$ 11,214                    | \$ 17,919              | \$ 17,919        | \$ 19,498        | \$ 1,579                            | 8.81%         |
| 0200   | Overtime                      | -                | 500                          | 1,438                  | 1,438            | 1,577            | 139                                 | 9.67%         |
| 0250   | Holiday Pay                   | -                | -                            | -                      | -                | -                | -                                   | -             |
| 0300   | Leave                         | -                | 94                           | 849                    | 849              | 38               | (811)                               | (95.52%)      |
| 0400   | Medicare                      | 137              | 162                          | 293                    | 293              | 307              | 14                                  | 4.78%         |
| 0450   | Social Security               | 18               | 17                           | -                      | -                | -                | -                                   | -             |
| 0500   | PERS                          | 780              | 1,226                        | 1,723                  | 1,723            | 4,637            | 2,914                               | 169.12%       |
| 0600   | Unemployment Insurance        | -                | 6                            | 101                    | 101              | 106              | 5                                   | 4.95%         |
| 0700   | Workers Compensation          | 355              | 387                          | 649                    | 649              | 748              | 99                                  | 15.25%        |
| 0800   | Health & Life Insurance       | 7,453            | 7,370                        | 4,610                  | 4,610            | 4,811            | 201                                 | 4.36%         |
| 0900   | Supplemental Retirement       | 523              | 391                          | 612                    | 612              | 824              | 212                                 | 34.64%        |
| <b>Total Salaries &amp; Benefits</b>         |                               | <b>\$ 19,347</b> | <b>\$ 21,367</b>             | <b>\$ 28,194</b>       | <b>\$ 28,194</b> | <b>\$ 32,546</b> | <b>\$ 4,352</b>                     | <b>15.44%</b> |
| <b><u>Maintenance and Operations</u></b>     |                               |                  |                              |                        |                  |                  |                                     |               |
| 2021   | Office Supplies               | -                | -                            | -                      | -                | -                | -                                   | -             |
| 2022   | Operating & Repair Supplies   | 3,911            | 1,791                        | 5,750                  | 5,750            | 5,750            | -                                   | -             |
| 2023   | Repair & Maintenance Supplies | -                | -                            | -                      | -                | -                | -                                   | -             |
| 2024   | Small Tools/Minor Equipment   | 704              | 405                          | 800                    | 800              | 800              | -                                   | -             |
| 2026   | Computer Software             | -                | -                            | -                      | -                | -                | -                                   | -             |
| 4531   | Professional Services         | -                | 120                          | 2,700                  | 2,700            | 2,700            | -                                   | -             |
| 4532   | Communications                | -                | -                            | -                      | -                | -                | -                                   | -             |
| 4533   | Travel & Transportation       | -                | -                            | -                      | -                | -                | -                                   | -             |
| 4534   | Advertising                   | -                | -                            | 500                    | 500              | 500              | -                                   | -             |
| 4535   | Printing & Binding            | -                | -                            | -                      | -                | -                | -                                   | -             |
| 4536   | Insurance                     | -                | -                            | -                      | -                | -                | -                                   | -             |
| 4537   | Utilities                     | 10,312           | 9,019                        | 8,185                  | 8,185            | 10,988           | 2,803                               | 34.25%        |
| 4538   | Repair & Maintenance          | 856              | 421                          | 2,500                  | 2,500            | 2,500            | -                                   | -             |
| 4539   | Rentals                       | 4,250            | 3,524                        | 5,800                  | 5,800            | 5,800            | -                                   | -             |
| 4540   | Equip. Fund Pmts.             | -                | -                            | -                      | -                | -                | -                                   | -             |
| 4541   | Postage                       | -                | -                            | -                      | -                | -                | -                                   | -             |
| 4666   | Books                         | -                | -                            | -                      | -                | -                | -                                   | -             |
| 4667   | Dues & Publications           | -                | 30                           | 150                    | 150              | -                | (150)                               | (100.00%)     |
| 4999   | Contingency                   | -                | -                            | -                      | -                | -                | -                                   | -             |
| 5041   | Miscellaneous                 | -                | -                            | -                      | -                | -                | -                                   | -             |
| 5045   | Depreciation                  | -                | -                            | -                      | -                | -                | -                                   | -             |
| 5047   | Grants to Agencies            | -                | -                            | -                      | -                | -                | -                                   | -             |
| <b>Total Maint. and Operations</b>           |                               | <b>\$ 20,033</b> | <b>\$ 15,310</b>             | <b>\$ 26,385</b>       | <b>\$ 26,385</b> | <b>\$ 29,038</b> | <b>\$ 2,653</b>                     | <b>10.05%</b> |
| <b><u>Capital Outlay &amp; Transfers</u></b> |                               |                  |                              |                        |                  |                  |                                     |               |
| 8061   | Land                          | -                | -                            | -                      | -                | -                | -                                   | -             |
| 8062   | Buildings                     | -                | -                            | -                      | -                | -                | -                                   | -             |
| 8063   | Improvements                  | -                | -                            | -                      | -                | -                | -                                   | -             |
| 8064   | Machinery & Equipment         | -                | -                            | -                      | -                | -                | -                                   | -             |
| 9090   | Transfers Out                 | -                | -                            | -                      | -                | -                | -                                   | -             |
| <b>Total Capital Outlay and Transfers</b>    |                               | <b>\$ -</b>      | <b>\$ -</b>                  | <b>\$ -</b>            | <b>\$ -</b>      | <b>\$ -</b>      | <b>\$ -</b>                         | <b>-</b>      |
| <b>Department Total:</b>                     |                               | <b>\$ 39,380</b> | <b>\$ 36,677</b>             | <b>\$ 54,579</b>       | <b>\$ 54,579</b> | <b>\$ 61,584</b> | <b>\$ 7,005</b>                     | <b>12.83%</b> |

**City of Kenai  
Fiscal Year 2027 Operating Budget**

**Fund: 001 - General Fund  
Department: 60 - Boating Facility**

**2022 Operating & Repair Supplies.** General department supplies including signage, fuel, oils & greases, traffic cones, electrical supplies, restroom and cleaning supplies. Crane startup, testing and winterizing.

**4531 Professional Services.** Annual crane inspection and cathodic inspection.

**4538 Repair & Maintenance Services.** General maintenance of dock and restroom maintenance.

**4539 Rentals.** Rental of specialty equipment for installation and removal of floating docks, garbage dumpster and boom lift to set pilings/floats. Air compressor to blow down water lines. 6 months dumpster rentals.

# SPECIAL REVENUE FUNDS

A Special Revenue Fund is established to finance particular activities and is created out of receipts of specific taxes or other designated revenues. Such funds are authorized by statutory or charter provisions to pay for certain activities with some form of continuing revenues.

## 1. PERSONAL USE FISHERY FUND

This fund accounts for revenues and expenditures related to the Personal Use Fishery that occurs during the month of July. The fund's sources of revenue is parking and camping fees on the City's north and south beaches, and parking and boat launch fees at the City's dock.

## 2. WATER AND SEWER FUND

This fund accounts for operations of the water and sewer system and the sewer treatment plant. User charges are designed to recover cost of operation and maintenance of the system, exclusive of depreciation and major capital improvements.

## 3. AIRPORT FUND

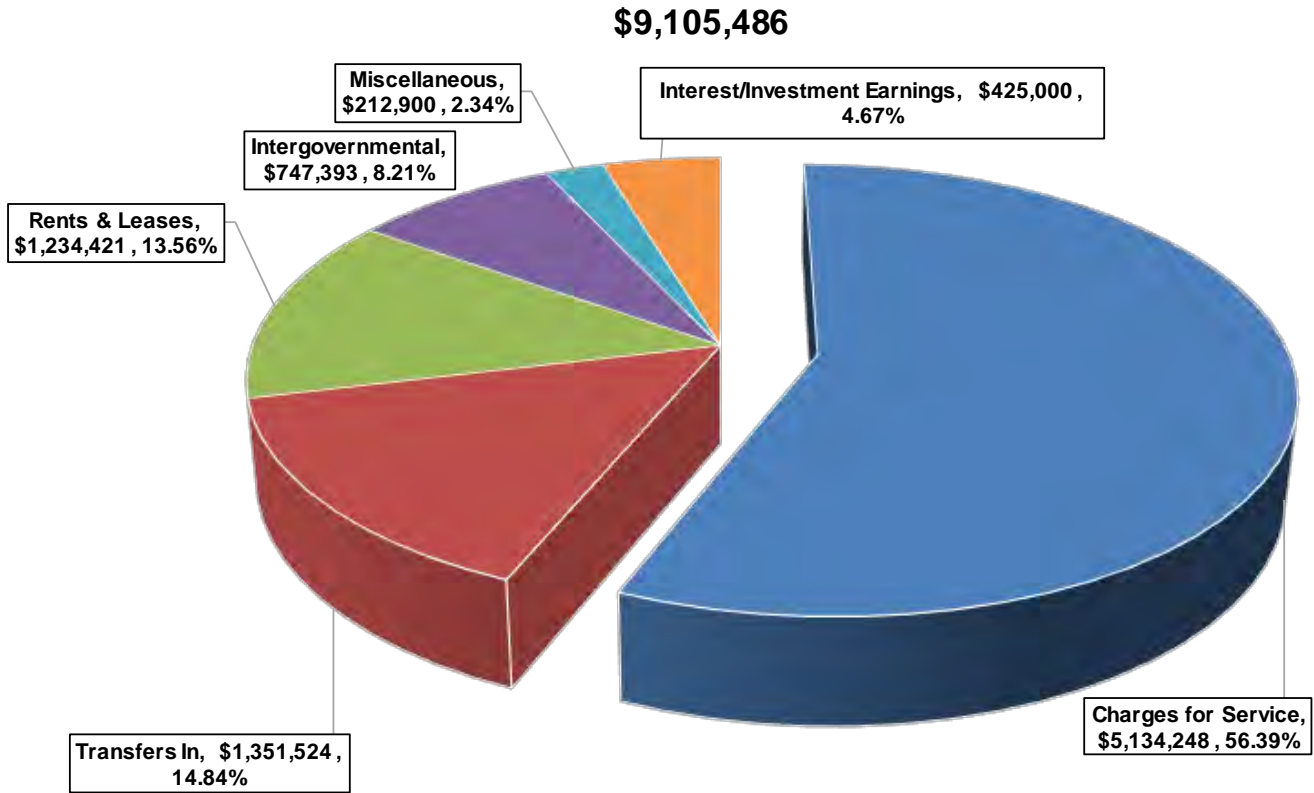
This fund accounts for operations of the airport and rental and lease of surrounding airport owned lands. Significant revenue sources include, rents from leases of airport-owned lands and terminal spaces, as well as car rental commissions, vehicle parking, landing fees and investment earnings from the Airport Land Sale Permanent Fund.

## 4. SENIOR CITIZEN FUND

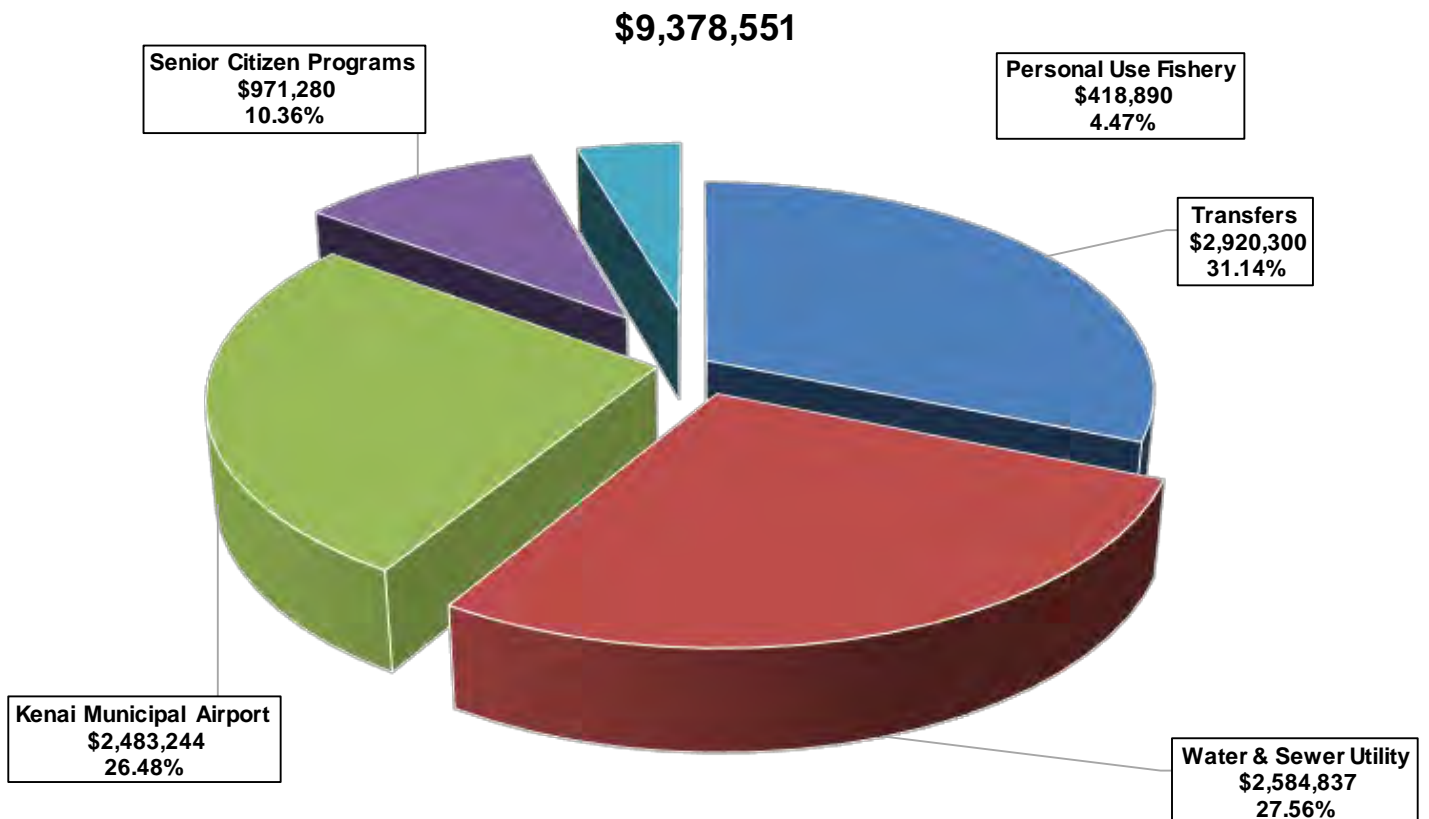
This fund accounts for revenues and expenditures related to the Senior Citizens Program. The fund's sources of revenue include a grant from the Kenai Peninsula Borough, a State of Alaska nutrition, transportation and support services grant, and customer charges. This fund includes the Senior Citizens Access, Congregate Meals, Home Meals, Senior Transportation Departments and Choice Waiver.



## WHERE THE MONEY COMES FROM – TOTAL OPERATING REVENUE



## WHERE THE MONEY GO – TOTAL OPERATING EXPENDITURES



**City of Kenai  
Fiscal Year 2027 Operating Budget**

**Special Revenue Funds Expenditure Recap**

|   | Personal Services            |                              |                  | Maintenance and Operations   |                              |                     |
|---|------------------------------|------------------------------|------------------|------------------------------|------------------------------|---------------------|
|   | FY2026<br>Original<br>Budget | FY2027<br>Proposed<br>Budget | Difference       | FY2026<br>Original<br>Budget | FY2027<br>Proposed<br>Budget | Difference          |
| <b><u>Personal Use Fishery Fund</u></b> |                              |                              |                  |                              |                              |                     |
| Public Safety                           | \$ 39,781                    | \$ 42,006                    | \$ 2,225         | \$ 16,355                    | \$ 3,537                     | \$ (12,818)         |
| Streets                                 | 17,290                       | 21,991                       | 4,701            | 15,602                       | 15,613                       | 11                  |
| Parks, Recreation & Beautification      | 80,141                       | 96,214                       | 16,073           | 124,241                      | 150,608                      | 26,367              |
| Dock                                    | 32,712                       | 37,209                       | 4,497            | 33,174                       | 8,712                        | (24,462)            |
| Total Personal Use Fishery Fund         | <u>169,924</u>               | <u>197,420</u>               | <u>27,496</u>    | <u>189,372</u>               | <u>178,470</u>               | <u>(10,902)</u>     |
| <b><u>Water and Sewer Fund</u></b>      |                              |                              |                  |                              |                              |                     |
| Water                                   | \$ 1,268,751                 | \$ 1,295,166                 | \$ 26,415        | \$ 1,379,867                 | \$ 1,289,671                 | \$ (90,196)         |
| Sewer                                   | -                            | -                            | -                | -                            | -                            | -                   |
| Wastewater Treatment Plant              | -                            | -                            | -                | -                            | -                            | -                   |
| Total Water and Sewer Fund              | <u>1,268,751</u>             | <u>1,295,166</u>             | <u>26,415</u>    | <u>1,379,867</u>             | <u>1,289,671</u>             | <u>(90,196)</u>     |
| <b><u>Airport Fund</u></b>              |                              |                              |                  |                              |                              |                     |
| Terminal                                | 222,196                      | 219,437                      | (2,759)          | 373,453                      | 388,134                      | 14,681              |
| Airfield                                | 430,001                      | 407,598                      | (22,403)         | 802,466                      | 742,592                      | (59,874)            |
| Administration                          | 259,416                      | 279,725                      | 20,309           | 76,397                       | 66,521                       | (9,876)             |
| Other Buildings & Areas                 | 99,542                       | 102,104                      | 2,562            | 117,787                      | 95,150                       | (22,637)            |
| Training Facility                       | -                            | -                            | -                | 152,900                      | 151,983                      | (917)               |
| Total Airport Fund                      | <u>1,011,155</u>             | <u>1,008,864</u>             | <u>(2,291)</u>   | <u>1,523,003</u>             | <u>1,444,380</u>             | <u>(78,623)</u>     |
| <b><u>Senior Citizen Fund</u></b>       |                              |                              |                  |                              |                              |                     |
| Access                                  | 160,257                      | 158,370                      | (1,887)          | 37,567                       | 35,420                       | (2,147)             |
| Congregate Meals                        | 124,218                      | 117,215                      | (7,003)          | 85,161                       | 90,603                       | 5,442               |
| Home Meals                              | 218,276                      | 212,136                      | (6,140)          | 143,804                      | 150,235                      | 6,431               |
| Transportation                          | 92,004                       | 92,638                       | 634              | 24,453                       | 23,741                       | (712)               |
| Choice Waiver                           | 32,994                       | 35,749                       | 2,755            | 30,566                       | 35,173                       | 4,607               |
| Total Senior Citizen Funds              | <u>627,749</u>               | <u>616,108</u>               | <u>(11,641)</u>  | <u>321,551</u>               | <u>335,172</u>               | <u>13,621</u>       |
| Total Special Revenue Funds             | <u>\$ 3,077,579</u>          | <u>\$ 3,117,558</u>          | <u>\$ 39,979</u> | <u>\$ 3,413,793</u>          | <u>\$ 3,247,693</u>          | <u>\$ (166,100)</u> |

City of Kenai  
Fiscal Year 2027 Operating Budget

Special Revenue Funds Expenditure Recap

| Capital Outlay & Transfers   |                              |                     | Total Budget                 |                              |                     |                                    |
|------------------------------|------------------------------|---------------------|------------------------------|------------------------------|---------------------|------------------------------------|
| FY2026<br>Original<br>Budget | FY2027<br>Proposed<br>Budget | Difference          | FY2026<br>Original<br>Budget | FY2027<br>Proposed<br>Budget | Difference          |                                    |
| \$ 92,400                    | \$ 94,500                    | \$ 2,100            | \$ 148,536                   | \$ 140,043                   | \$ (8,493)          | <u>Personal Use Fishery Fund</u>   |
| 2,600                        | 2,400                        | (200)               | 35,492                       | 40,004                       | 4,512               | Public Safety                      |
| 96,900                       | 118,400                      | 21,500              | 301,282                      | 365,222                      | 63,940              | Streets                            |
| 4,200                        | 3,400                        | (800)               | 70,086                       | 49,321                       | (20,765)            | Parks, Recreation & Beautification |
| <u>196,100</u>               | <u>218,700</u>               | <u>22,600</u>       | <u>555,396</u>               | <u>594,590</u>               | <u>39,194</u>       | Dock                               |
|                              |                              |                     |                              |                              |                     | Total Personal Use Fishery Fund    |
|                              |                              |                     |                              |                              |                     | <u>Water and Sewer Fund</u>        |
| \$ 903,535                   | \$ 1,017,500                 | \$ 113,965          | \$ 3,552,153                 | \$ 3,602,337                 | \$ 50,184           | Water                              |
| -                            | -                            | -                   | -                            | -                            | -                   | Sewer                              |
| -                            | -                            | -                   | -                            | -                            | -                   | Wastewater Treatment Plant         |
| <u>903,535</u>               | <u>1,017,500</u>             | <u>113,965</u>      | <u>3,552,153</u>             | <u>3,602,337</u>             | <u>50,184</u>       | Total Water and Sewer Fund         |
|                              |                              |                     |                              |                              |                     | <u>Airport Fund</u>                |
| 61,600                       | 64,200                       | 2,600               | 657,249                      | 671,771                      | 14,522              | Terminal                           |
| 1,925,000                    | 1,421,100                    | (503,900)           | 3,157,467                    | 2,571,290                    | (586,177)           | Airfield                           |
| 72,500                       | 73,600                       | 1,100               | 408,313                      | 419,846                      | 11,533              | Administration                     |
| 400,000                      | 30,000                       | (370,000)           | 617,329                      | 227,254                      | (390,075)           | Other Buildings & Areas            |
| -                            | -                            | -                   | 152,900                      | 151,983                      | (917)               | Training Facility                  |
| <u>2,459,100</u>             | <u>1,588,900</u>             | <u>(870,200)</u>    | <u>4,993,258</u>             | <u>4,042,144</u>             | <u>(951,114)</u>    | Total Airport Fund                 |
|                              |                              |                     |                              |                              |                     | <u>Senior Citizen Fund</u>         |
| 44,354                       | 62,958                       | 18,604              | 242,178                      | 256,748                      | 14,570              | Access                             |
| 29,334                       | 31,941                       | 2,607               | 238,713                      | 239,759                      | 1,046               | Congregate Meals                   |
| 59,459                       | 57,794                       | (1,665)             | 421,539                      | 420,165                      | (1,374)             | Home Meals                         |
| 27,215                       | 25,768                       | (1,447)             | 143,672                      | 142,147                      | (1,525)             | Transportation                     |
| 7,838                        | 9,739                        | 1,901               | 71,398                       | 80,661                       | 9,263               | Choice Waiver                      |
| <u>168,200</u>               | <u>188,200</u>               | <u>20,000</u>       | <u>1,117,500</u>             | <u>1,139,480</u>             | <u>21,980</u>       | Total Senior Citizen Funds         |
| <u>\$ 3,726,935</u>          | <u>\$ 3,013,300</u>          | <u>\$ (713,635)</u> | <u>\$ 10,218,307</u>         | <u>\$ 9,378,551</u>          | <u>\$ (839,756)</u> | Total Special Revenue Funds        |

**City of Kenai  
Fiscal Year 2027 Operating Budget**

**Budget Projection  
Fund: 006 - Personal Use Fishery Fund**

|                                      | <u>Actual<br/>FY2024</u> | <u>Actual<br/>FY2025</u> | <u>Original<br/>Budget<br/>FY2026</u> | <u>Projection<br/>FY2026</u> | <u>Proposed<br/>FY2027</u> |
|--------------------------------------|--------------------------|--------------------------|---------------------------------------|------------------------------|----------------------------|
| <b>Revenues</b>                      |                          |                          |                                       |                              |                            |
| State Grant                          | \$ 249                   | \$ 1,104                 | \$ 2,051                              | \$ 2,051                     | \$ 3,303                   |
| Usage Fees                           |                          |                          |                                       |                              |                            |
| Beach Parking                        | 157,839                  | 173,592                  | 169,755                               | 180,040                      | 176,500                    |
| Beach Camping                        | 216,085                  | 238,852                  | 222,500                               | 265,757                      | 247,500                    |
| Dock Launch & Park                   | 100,489                  | 88,423                   | 95,000                                | 84,624                       | 90,000                     |
| Dock Parking Only                    | 12,460                   | 11,483                   | 12,495                                | 11,773                       | 12,000                     |
| Participant Drop-off Fee             | 6,274                    | 4,110                    | 4,400                                 | 3,831                        | 3,500                      |
| Total Usage Fees                     | <u>493,147</u>           | <u>516,460</u>           | <u>504,150</u>                        | <u>546,025</u>               | <u>529,500</u>             |
| Miscellaneous Revenues               |                          |                          |                                       |                              |                            |
| Investment earnings                  | 19,502                   | 25,066                   | 15,000                                | 15,000                       | 15,000                     |
| Other                                | (11,201)                 | (11,603)                 | (11,500)                              | (14,155)                     | (14,000)                   |
| Total Miscellaneous Revenues         | <u>8,301</u>             | <u>13,463</u>            | <u>3,500</u>                          | <u>845</u>                   | <u>1,000</u>               |
| Transfer In, Capital Projects        | -                        | -                        | -                                     | -                            | -                          |
| Total Revenue                        | <u>501,697</u>           | <u>531,027</u>           | <u>509,701</u>                        | <u>548,921</u>               | <u>533,803</u>             |
| <b>Expenditures</b>                  |                          |                          |                                       |                              |                            |
| Public Safety                        | 122,066                  | 120,246                  | 148,536                               | 148,536                      | 140,043                    |
| Streets                              | 26,518                   | 25,440                   | 35,492                                | 35,492                       | 40,004                     |
| Boating Facility                     | 41,120                   | 34,295                   | 70,086                                | 70,086                       | 49,321                     |
| Parks, Recreation & Beautification   | 206,597                  | 229,688                  | 226,282                               | 226,978                      | 290,222                    |
| Total Expenditures                   | <u>396,301</u>           | <u>409,669</u>           | <u>480,396</u>                        | <u>481,092</u>               | <u>519,590</u>             |
| <b>Transfers</b>                     |                          |                          |                                       |                              |                            |
| General Fund                         | 75,000                   | 75,000                   | 75,000                                | 75,000                       | 75,000                     |
| Capital Projects                     | -                        | -                        | -                                     | -                            | -                          |
| Total Transfers                      | <u>75,000</u>            | <u>75,000</u>            | <u>75,000</u>                         | <u>75,000</u>                | <u>75,000</u>              |
| Total Expenditures & Transfers       | <u>471,301</u>           | <u>484,669</u>           | <u>555,396</u>                        | <u>556,092</u>               | <u>594,590</u>             |
| Contribution To/(From) Fund Balance: | 30,396                   | 46,358                   | (45,695)                              | (7,171)                      | (60,787)                   |
| Projected Lapse                      | -                        | -                        | 16,632                                | 83,327                       | 34,389                     |
| Adjusted (Deficit)/Surplus           | 30,396                   | 46,358                   | (29,063)                              | 76,156                       | (26,398)                   |
| Beginning Fund Balance               | <u>218,681</u>           | <u>249,077</u>           | <u>291,581</u>                        | <u>295,435</u>               | <u>371,591</u>             |
| Ending Fund Balance                  | <u>\$ 249,077</u>        | <u>\$ 295,435</u>        | <u>\$ 262,518</u>                     | <u>\$ 371,591</u>            | <u>\$ 345,193</u>          |

City of Kenai  
Fiscal Year 2027 Operating Budget

Personal Use Fishery Fund Summary by Line Item

| Account Number                               | Expense Description                       | FY2025 Actual     | Five year Historical Average | Original Budget FY2026 | Amended Budget    | Proposed FY2027   | Increase (Decrease) FY2026 Original | % Change       |
|--|---|-------------------|------------------------------|------------------------|-------------------|-------------------|-------------------------------------|----------------|
| <b><u>Salaries and Benefits</u></b>          |   |                   |                              |                        |                   |                   |                                     |                |
| 0100   | Salaries                                  | \$ 74,764         | \$ 82,365                    | \$ 99,295              | \$ 99,295         | \$ 111,588        | \$ 12,293                           | 12.38%         |
| 0200   | Overtime                                  | 42,260            | 38,612                       | 42,971                 | 42,971            | 47,035            | 4,064                               | 9.46%          |
| 0250   | Holiday Pay                               | -                 | -                            | -                      | -                 | -                 | -                                   | -              |
| 0300   | Leave                                     | -                 | 147                          | 1,295                  | 1,295             | 1,410             | 115                                 | 8.88%          |
| 0400   | Medicare                                  | 1,599             | 1,663                        | 2,082                  | 2,082             | 2,321             | 239                                 | 11.48%         |
| 0450   | Social Security                           | 5,639             | 5,549                        | 6,696                  | 6,696             | 7,067             | 371                                 | 5.54%          |
| 0500   | PERS                                      | 3,228             | 5,965                        | 9,335                  | 9,335             | 13,316            | 3,981                               | 42.65%         |
| 0600   | Unemployment Insurance                    | -                 | 62                           | 718                    | 718               | 800               | 82                                  | 11.42%         |
| 0700   | Workers Compensation                      | 2,235             | 2,368                        | 4,046                  | 4,046             | 3,835             | (211)                               | (5.22%)        |
| 0800   | Health & Life Insurance                   | 10,196            | 14,595                       | 2,276                  | 2,276             | 8,619             | 6,343                               | 278.69%        |
| 0900   | Supplemental Retirement                   | 718               | 625                          | 1,210                  | 1,210             | 1,429             | 219                                 | 18.10%         |
|  | <b>Total Salaries &amp; Benefits</b>      | <b>\$ 140,639</b> | <b>\$ 151,951</b>            | <b>\$ 169,924</b>      | <b>\$ 169,924</b> | <b>\$ 197,420</b> | <b>\$ 27,496</b>                    | <b>16.18%</b>  |
| <b><u>Maintenance and Operations</u></b>     |   |                   |                              |                        |                   |                   |                                     |                |
| 2021   | Office Supplies                           | -                 | -                            | -                      | -                 | -                 | -                                   | -              |
| 2022   | Operating & Repair Supplies               | 14,757            | 11,851                       | 37,850                 | 33,093            | 22,100            | (15,750)                            | (41.61%)       |
| 2024   | Small Tools/Minor Equipment               | 8,856             | 5,064                        | 1,050                  | 1,050             | 1,050             | -                                   | -              |
| 2026   | Computer Software                         | 3,533             | 2,003                        | 7,650                  | 7,650             | 7,650             | -                                   | -              |
| 4531   | Professional Services                     | 6,958             | 5,449                        | 19,488                 | 19,488            | 6,000             | (13,488)                            | (69.21%)       |
| 4532   | Communications                            | 412               | 498                          | 860                    | 860               | 1,060             | 200                                 | 23.26%         |
| 4533   | Travel & Transportation                   | -                 | -                            | -                      | -                 | -                 | -                                   | -              |
| 4534   | Advertising                               | -                 | -                            | -                      | -                 | -                 | -                                   | -              |
| 4535   | Printing & Binding                        | 2,987             | 1,772                        | 3,000                  | 3,000             | 3,000             | -                                   | -              |
| 4536   | Insurance                                 | 5,201             | 4,171                        | 5,185                  | 5,185             | 5,256             | 71                                  | 1.37%          |
| 4537   | Utilities                                 | -                 | -                            | -                      | -                 | -                 | -                                   | -              |
| 4538   | Repair & Maintenance                      | 6,000             | 4,173                        | 9,000                  | 9,000             | 10,250            | 1,250                               | 13.89%         |
| 4539   | Rentals                                   | 107,726           | 93,631                       | 103,289                | 108,742           | 120,104           | 16,815                              | 16.28%         |
| 4540   | Equip. Fund Pmts.                         | -                 | -                            | -                      | -                 | -                 | -                                   | -              |
| 4541   | Postage                                   | -                 | -                            | -                      | -                 | -                 | -                                   | -              |
| 4666   | Books                                     | -                 | -                            | -                      | -                 | -                 | -                                   | -              |
| 4667   | Dues & Publications                       | -                 | -                            | -                      | -                 | -                 | -                                   | -              |
| 4999   | General Contingency                       | -                 | -                            | -                      | -                 | -                 | -                                   | -              |
| 5041   | Miscellaneous                             | 2,000             | 2,000                        | 2,000                  | 2,000             | 2,000             | -                                   | -              |
| 5045   | Depreciation                              | -                 | -                            | -                      | -                 | -                 | -                                   | -              |
| 5047   | Grants to Agencies                        | -                 | -                            | -                      | -                 | -                 | -                                   | -              |
|  | <b>Total Maint. and Operations</b>        | <b>\$ 158,430</b> | <b>\$ 130,612</b>            | <b>\$ 189,372</b>      | <b>\$ 190,068</b> | <b>\$ 178,470</b> | <b>\$ (10,902)</b>                  | <b>(5.76%)</b> |
| <b><u>Capital Outlay &amp; Transfers</u></b> |   |                   |                              |                        |                   |                   |                                     |                |
| 8061   | Land                                      | -                 | -                            | -                      | -                 | -                 | -                                   | -              |
| 8062   | Buildings                                 | -                 | -                            | -                      | -                 | -                 | -                                   | -              |
| 8063   | Improvements                              | -                 | -                            | -                      | -                 | -                 | -                                   | -              |
| 8064   | Machinery & Equipment                     | -                 | 1,106                        | 20,000                 | 20,000            | 43,000            | 23,000                              | 115.00%        |
| 9090   | Transfers                                 | 185,600           | 191,069                      | 176,100                | 176,100           | 175,700           | (400)                               | (0.23%)        |
|  | <b>Total Capital Outlay and Transfers</b> | <b>\$ 185,600</b> | <b>\$ 192,175</b>            | <b>\$ 196,100</b>      | <b>\$ 196,100</b> | <b>\$ 218,700</b> | <b>\$ 22,600</b>                    | <b>11.52%</b>  |
|  | <b>Department Total:</b>                  | <b>\$ 484,669</b> | <b>\$ 474,738</b>            | <b>\$ 555,396</b>      | <b>\$ 556,092</b> | <b>\$ 594,590</b> | <b>\$ 39,194</b>                    | <b>7.06%</b>   |

**City of Kenai**  
**Fiscal Year 2027 Operating**  
**Budget Fund 006 – Personal Use**  
**Fishery Fund**

**Mission**

Provide a safe, positive, and inviting environment for residents, visitors, and businesses during the Kenai River Personal Use Fishery.

**Functions and Responsibilities**

The personal use (PU) fishery fund is comprised of four separate budgets: PU Public Safety, PU Streets, PU Dock, and PU Recreation:

PU Public Safety provides additional Police protection with five Temporary Enforcement Officers. The Police Department provides traffic control, issues parking citations, and provides all other law enforcement needs. Communications provides dispatch services for the Police and Fire departments. The Fire Department provides Fire and EMS services, as well as patrols of the river no-wake zone in the City's fire boat.

PU Streets is responsible for maintaining the road and parking lots associated with the fishery. They also set up signs, placed traffic control barriers, and transported temporary fee shacks. The Street Department also sets dock floats, installs no-wake signs, and dredges the boat ramp.

PU Dock is responsible for managing the City Boating Facility for the duration of the PU fishery. This includes maintenance of the facilities, traffic control in the parking area, and active management of the boat launch ramps.

PU Recreation is responsible for the operation of the North and South Beaches, the Little League parking area, and the Softball field overflow parking. Duties include servicing permanent restrooms and outhouses, staffing fee shacks, beach cleaning, parking facilities, and any other tasks that arise.

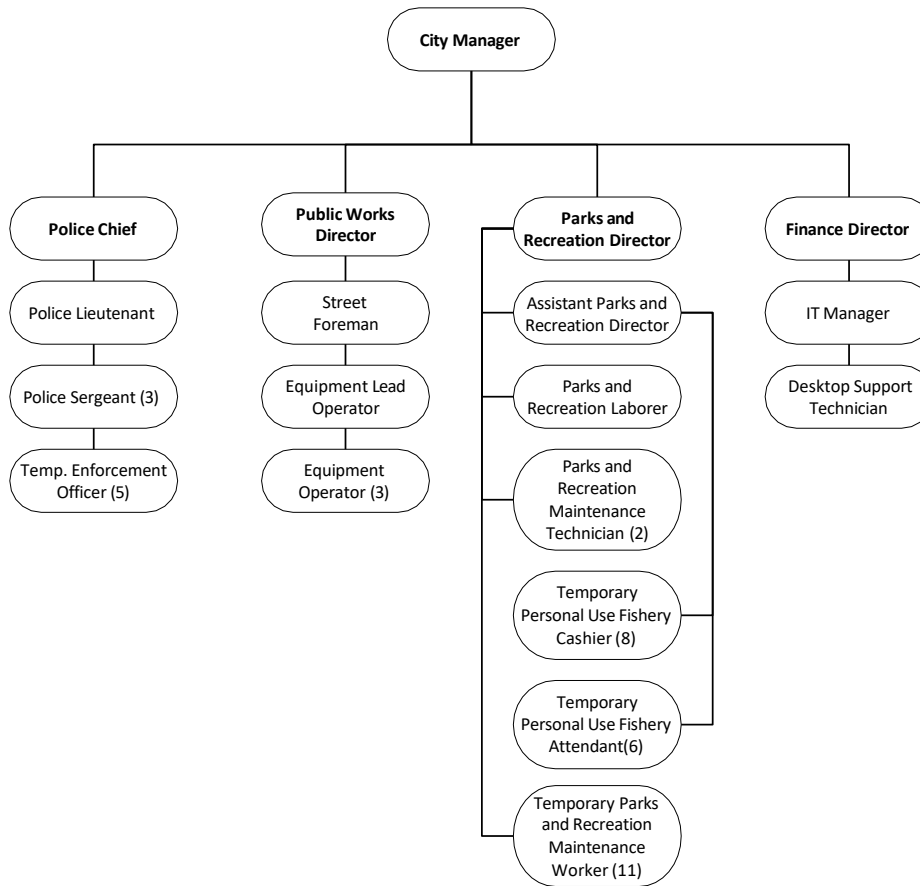
**Facilities**

City Boating Facility (Dock): The dock is comprised of four boat launch ramps, a gravel parking area, permanent restrooms with running water, and a permanent fee shack. Temporary outhouses and dumpsters are also provided in the parking area to accommodate the fishery's high demand.

North Beach: The North Beach is comprised of a large gravel parking lot, six permanent outhouses, and approximately one mile of beach access to the fishery. Additional parking is available at the Little League park, which also includes two temporary fee shacks within the roadway with a temporary bypass for local area traffic. Temporary outhouses and dumpsters are also provided throughout the North Beach access area. Overflow parking is provided at the Kenai Softball Fields. A large gravel parking lot is provided with permanent running water and restrooms. This site is also adjacent to the Greenstrip, which includes picnic shelters, playground equipment, and additional running water restrooms.

South Beach: The South Beach comprises beach access, one permanent outhouse, and one temporary fee shack. Access to the fishery is via the beach, with ample sand parking and a camping area  $\frac{3}{4}$  of a mile from the road. Temporary outhouses and dumpsters are provided within the parking area.

# Organizational Chart



## Staffing

### PU Public Safety

| Position Title                | FY23 Actual |       | FY24 Actual |       | FY25 Actual |       | Projected FY26 |       | Proposed FY27 |       | Projected FY28 |       |
|-------------------------------|-------------|-------|-------------|-------|-------------|-------|----------------|-------|---------------|-------|----------------|-------|
|                               | FTE         | Grade | FTE         | Grade | FTE         | Grade | FTE            | Grade | FTE           | Grade | FTE            | Grade |
| Temporary Enforcement Officer | .56         | T8    | .56         | T8    | .56         | T8    | .56            | T8    | .56           | T8    | .56            | T8    |

### PU Streets

| Position Title          | FY23 Actual |       | FY24 Actual |       | FY25 Actual |       | Projected FY26 |       | Proposed FY27 |       | Projected FY28 |       |
|-------------------------|-------------|-------|-------------|-------|-------------|-------|----------------|-------|---------------|-------|----------------|-------|
|                         | FTE         | Grade | FTE         | Grade | FTE         | Grade | FTE            | Grade | FTE           | Grade | FTE            | Grade |
| Street Foreman          | .02         | 21    | .02         | 21    | .02         | 21    | .02            | 21    | .02           | 21    | .02            | 21    |
| Equipment Lead Operator | .03         | 14    | .03         | 14    | .03         | 19    | .03            | 19    | .03           | 19    | .03            | 19    |
| Equipment Operator      | .13         | 16    | .13         | 16    | .08         | 16    | .08            | 16    | .08           | 16    | .08            | 16    |

## PU Dock

| Position Title                     | FY23 Actual |       | FY24 Actual |       | FY25 Actual |       | Projected FY26 |       | Proposed FY27 |       | Projected FY28 |       |
|------------------------------------|-------------|-------|-------------|-------|-------------|-------|----------------|-------|---------------|-------|----------------|-------|
|                                    | FTE         | Grade | FTE         | Grade | FTE         | Grade | FTE            | Grade | FTE           | Grade | FTE            | Grade |
| Parks & Rec Director               | .01         | 23    | .01         | 23    | .01         | 23    | .01            | 23    | .01           | 23    | .01            | 23    |
| Street Foreman                     | .04         | 21    | .02         | 21    | .02         | 21    | .02            | 21    | .02           | 21    | .02            | 21    |
| Assistant Director                 | .03         | 19    | .03         | 19    | .03         | 19    | .03            | 19    | .03           | 19    | .03            | 19    |
| Equipment Lead Operator            | .04         | 19    | .02         | 19    | .02         | 19    | .02            | 19    | .02           | 19    | .02            | 19    |
| Equipment Operator                 | .19         | 16    | .02         | 16    | .02         | 16    | .02            | 16    | .02           | 16    | .02            | 16    |
| Parks & Rec Maintenance Technician | .01         | 14    | .01         | 14    | .01         | 14    | .01            | 14    | .01           | 14    | .01            | 14    |
| Temporary Parks & Rec Maintenance  | .02         | T5    | .02         | T5    | .02         | T5    | .02            | T5    | .02           | T5    | .02            | T5    |
| Temporary PUF Attendant            | .36         | T4    | .36         | T4    | .36         | T5    | .36            | T5    | .36           | T5    | .36            | T5    |

## PU Parks, Recreation & Beautification

| Position Title                           | FY23 Actual |       | FY24 Actual |       | FY25 Actual |       | Projected FY26 |       | Proposed FY27 |       | Projected FY28 |       |
|--|-------------|-------|-------------|-------|-------------|-------|----------------|-------|---------------|-------|----------------|-------|
|  | FTE         | Grade | FTE         | Grade | FTE         | Grade | FTE            | Grade | FTE           | Grade | FTE            | Grade |
| IT Manager                               | .09         | 23    | .09         | 23    | .02         | 23    | .02            | 23    | .02           | 23    | .02            | 23    |
| Parks & Rec Director                     | .04         | 23    | .04         | 23    | .04         | 23    | .04            | 23    | .04           | 23    | .04            | 23    |
| Assistant Director                       | .12         | 19    | .03         | 19    | .03         | 19    | .03            | 19    | .03           | 19    | .03            | 19    |
| Parks & Rec Maintenance Technician       | .08         | 14    | .08         | 14    | .08         | 14    | .08            | 14    | .08           | 14    | .08            | 14    |
| IT Desktop Support Technician            | .09         | 13    | .09         | 13    | .02         | 13    | .02            | 13    | .02           | 13    | .02            | 13    |
| Parks & Rec Laborer                      | .02         | 6     | .02         | 6     | .02         | 6     | .02            | 6     | .02           | 6     | .02            | 6     |
| Temporary Parks & Rec Maintenance        | .13         | T5    | .33         | T5    | .33         | T5    | .33            | T5    | .33           | T5    | .33            | T5    |
| Temporary PUF Attendant                  | .07         | T5    | .07         | T5    | .07         | T5    | .07            | T5    | .07           | T5    | .07            | T5    |
| Temporary PUF Cashier                    | .57         | T3    | .54         | T3    | .57         | T3    | .57            | T3    | .57           | T3    | .57            | T3    |
| Temporary Parks & Rec Maintenance Leader | .06         | T3    | -           | -     | -           | -     | -              | -     | -             | -     | -              | -     |

## Performance Measures

| Fiscal Year              | 2023    | 2024    | 2025    | 2026   | 2027*  |
|--------------------------|---------|---------|---------|--------|--------|
| Total Transactions       | 17,157  | 16,828  | 17,500  | 18,422 | 18,500 |
| Dipnet Kenai page views  | 207,425 | 131,200 | 115,600 | 46,200 | 75,000 |
| Traffic Control Calls    | 3       | 1       | 0       | 1      | 2      |
| Vendor Days <sup>1</sup> | 6       | 0       | 10      | 25     | 21     |

\*Projected Figures based on year-to-date information.

<sup>1</sup> A cumulative total of how many vendors are present at noon each day

## FY26 Department Goals Evaluation

1. Inventory and Restore Dipnet Sign Storage. Over the years, Parks has purchased and refreshed many signs for the PU Fishery. However, some of these signs are no longer usable due to outdated information, contributing to the depletion of our sign storage capacity. Doing a property inventory will help the department sign orders in the future.

- *Partially Achieved: This goal was initiated and evolved as work progressed. Some new maps and setup sheets were created using a format that catalogs signs, but the approach needs to be standardized and implemented across all setup locations. The maps and setup sheets that were created so far have helped with fishery deployment and supported this goal. The signs will be fully cataloged with the completion of FY27's new goals.*
2. Move and Repair One of the Walkways on North Beach. Parks typically perform routine excavation of the walkways every few years. However, this method is no longer effective due to the accelerated build-up of dunes. In FY26, Parks and Recreation plans to excavate and elevate one walkway to assess the viability of this solution. This initial effort will help determine if it can be implemented in-house for the future project
    - *Achieved: The walkway that was buried due to high tide and shifting sand was excavated, and parks deployed several new techniques to remove sand and displace it to keep the walkways usable and easily renovate in the future. This practice will be repeated as needed in future years.*

## **FY27 Department Goals**

1. **Create and complete detailed setup maps** for all sites and locations, using a consistent format. Last year, maps were created for Spruce Street and the dock, and this improvement greatly assisted staff with setup, layout, and equipment inventory.
2. **Restructure the website** to accommodate the removal of the dip net app, consolidating information onto a single, mobile-friendly page. This will require updating and aligning all current information and services to ensure that all relevant data is consistent, accurate, and easily accessible on the dip net webpage

## **Future Considerations**

Participants in the fishery have repeatedly mentioned that the City of Kenai should have a permanent campground available during the fishery and other summer months.

City of Kenai  
Fiscal Year 2027 Operating Budget

Fund 006 - Personal Use Fishery Fund  
Department: 421- Public Safety

| Account Number                                   | Expense Description         | FY2025 Actual     | Five year Historical Average | Original Budget FY2026 | Amended Budget    | Proposed FY2027   | Increase (Decrease) FY2026 Original | % Change        |
|--|-----------------------------|-------------------|------------------------------|------------------------|-------------------|-------------------|-------------------------------------|-----------------|
| <b><u>Salaries and Benefits</u></b>              |                             |                   |                              |                        |                   |                   |                                     |                 |
| 0100   | Salaries                    | \$ 23,167         | \$ 21,968                    | \$ 24,273              | \$ 24,273         | \$ 25,390         | \$ 1,117                            | 4.60%           |
| 0200   | Overtime                    | 11,519            | 9,826                        | 11,645                 | 11,645            | 12,422            | 777                                 | 6.67%           |
| 0250   | Holiday Pay                 | -                 | -                            | -                      | -                 | -                 | -                                   | -               |
| 0300   | Leave                       | -                 | -                            | -                      | -                 | -                 | -                                   | -               |
| 0400   | Medicare                    | 503               | 461                          | 521                    | 521               | 548               | 27                                  | 5.18%           |
| 0450   | Social Security             | 2,151             | 1,950                        | 2,227                  | 2,227             | 2,344             | 117                                 | 5.25%           |
| 0500   | PERS                        | -                 | 43                           | -                      | -                 | -                 | -                                   | -               |
| 0600   | Unemployment Insurance      | -                 | 15                           | 180                    | 180               | 189               | 9                                   | 5.00%           |
| 0700   | Workers Compensation        | 648               | 607                          | 935                    | 935               | 1,113             | 178                                 | 19.04%          |
| 0800   | Health & Life Insurance     | -                 | -                            | -                      | -                 | -                 | -                                   | -               |
| 0900   | Supplemental Retirement     | -                 | -                            | -                      | -                 | -                 | -                                   | -               |
| <b><u>Total Salaries &amp; Benefits</u></b>      |                             | <b>\$ 37,988</b>  | <b>\$ 34,870</b>             | <b>\$ 39,781</b>       | <b>\$ 39,781</b>  | <b>\$ 42,006</b>  | <b>\$ 2,225</b>                     | <b>5.59%</b>    |
| <b><u>Maintenance and Operations</u></b>         |                             |                   |                              |                        |                   |                   |                                     |                 |
| 2021   | Office Supplies             | -                 | -                            | -                      | -                 | -                 | -                                   | -               |
| 2022   | Operating & Repair Supplies | -                 | -                            | -                      | -                 | -                 | -                                   | -               |
| 2024   | Small Tools/Minor Equipment | -                 | 1,749                        | -                      | -                 | -                 | -                                   | -               |
| 2026   | Computer Software           | -                 | -                            | -                      | -                 | -                 | -                                   | -               |
| 4531   | Professional Services       | -                 | 3,520                        | 14,100                 | 14,100            | -                 | (14,100)                            | (100.00%)       |
| 4532   | Communications              | -                 | -                            | -                      | -                 | -                 | -                                   | -               |
| 4533   | Travel & Transportation     | -                 | -                            | -                      | -                 | -                 | -                                   | -               |
| 4534   | Advertising                 | -                 | -                            | -                      | -                 | -                 | -                                   | -               |
| 4535   | Printing & Binding          | -                 | -                            | -                      | -                 | -                 | -                                   | -               |
| 4536   | Insurance                   | 958               | 757                          | 1,005                  | 1,005             | 1,037             | 32                                  | 3.18%           |
| 4537   | Utilities                   | -                 | -                            | -                      | -                 | -                 | -                                   | -               |
| 4538   | Repair & Maintenance        | -                 | -                            | 1,250                  | 1,250             | 2,500             | 1,250                               | 100.00%         |
| 4539   | Rentals                     | -                 | -                            | -                      | -                 | -                 | -                                   | -               |
| 4540   | Equip. Fund Pmts.           | -                 | -                            | -                      | -                 | -                 | -                                   | -               |
| 4541   | Postage                     | -                 | -                            | -                      | -                 | -                 | -                                   | -               |
| 4666   | Books                       | -                 | -                            | -                      | -                 | -                 | -                                   | -               |
| 4667   | Dues & Publications         | -                 | -                            | -                      | -                 | -                 | -                                   | -               |
| 4999   | Contingency                 | -                 | -                            | -                      | -                 | -                 | -                                   | -               |
| 5041   | Miscellaneous               | -                 | -                            | -                      | -                 | -                 | -                                   | -               |
| 5045   | Depreciation                | -                 | -                            | -                      | -                 | -                 | -                                   | -               |
| 5047   | Grants to Agencies          | -                 | -                            | -                      | -                 | -                 | -                                   | -               |
| <b><u>Total Maint. and Operations</u></b>        |                             | <b>\$ 958</b>     | <b>\$ 6,026</b>              | <b>\$ 16,355</b>       | <b>\$ 16,355</b>  | <b>\$ 3,537</b>   | <b>\$ (12,818)</b>                  | <b>(78.37%)</b> |
| <b><u>Capital Outlay &amp; Transfers</u></b>     |                             |                   |                              |                        |                   |                   |                                     |                 |
| 8061   | Land                        | -                 | -                            | -                      | -                 | -                 | -                                   | -               |
| 8062   | Buildings                   | -                 | -                            | -                      | -                 | -                 | -                                   | -               |
| 8063   | Improvements                | -                 | -                            | -                      | -                 | -                 | -                                   | -               |
| 8064   | Machinery & Equipment       | -                 | 1,064                        | 20,000                 | 20,000            | 23,000            | 3,000                               | 15.00%          |
| 9090   | Transfers Out               | 81,300            | 66,040                       | 72,400                 | 72,400            | 71,500            | (900)                               | (1.24%)         |
| <b><u>Total Capital Outlay and Transfers</u></b> |                             | <b>\$ 81,300</b>  | <b>\$ 67,104</b>             | <b>\$ 92,400</b>       | <b>\$ 92,400</b>  | <b>\$ 94,500</b>  | <b>\$ 2,100</b>                     | <b>2.27%</b>    |
| <b>Department Total:</b>                         |                             | <b>\$ 120,246</b> | <b>\$ 108,000</b>            | <b>\$ 148,536</b>      | <b>\$ 148,536</b> | <b>\$ 140,043</b> | <b>\$ (8,493)</b>                   | <b>(5.72%)</b>  |

City of Kenai  
Fiscal Year 2027 Operating Budget

Fund 006 - Personal Use Fishery Fund  
Department: 421 - Public Safety

|  |  |
|--|--|
| <b>4531 Professional Services.</b> Boat operator course.     | <b>8064 Machinery &amp; Equipment</b> Special Project: Ranger<br>replacement \$12,000. |
| <b>4538 Repair &amp; Maintenance.</b> AED maintenance costs. |  |

City of Kenai  
Fiscal Year 2027 Operating Budget

Fund 006 - Personal Use Fishery Fund  
Department: 433- Streets

| Account Number                               | Expense Description                       | FY2025 Actual    | Five year Historical Average | Original Budget FY2026 | Amended Budget   | Proposed FY2027  | Increase (Decrease) FY2026 Original | % Change       |
|--|---|------------------|------------------------------|------------------------|------------------|------------------|-------------------------------------|----------------|
| <b><u>Salaries and Benefits</u></b>          |   |                  |                              |                        |                  |                  |                                     |                |
| 0100   | Salaries                                  | \$ 6,561         | \$ 8,290                     | \$ 9,640               | \$ 9,640         | \$ 10,852        | \$ 1,212                            | 12.57%         |
| 0200   | Overtime                                  | 211              | 531                          | 2,542                  | 2,542            | 2,791            | 249                                 | 9.80%          |
| 0250   | Holiday Pay                               | -                | -                            | -                      | -                | -                | -                                   | -              |
| 0300   | Leave                                     | -                | 36                           | 450                    | 450              | 459              | 9                                   | 2.00%          |
| 0400   | Medicare                                  | 93               | 121                          | 183                    | 183              | 204              | 21                                  | 11.48%         |
| 0450   | Social Security                           | -                | -                            | -                      | -                | -                | -                                   | -              |
| 0500   | PERS                                      | 1,753            | 1,796                        | 3,451                  | 3,451            | 4,072            | 621                                 | 17.99%         |
| 0600   | Unemployment Insurance                    | -                | 6                            | 63                     | 63               | 70               | 7                                   | 11.11%         |
| 0700   | Workers Compensation                      | 237              | 295                          | 437                    | 437              | 479              | 42                                  | 9.61%          |
| 0800   | Health & Life Insurance                   | 3,206            | 4,156                        | 198                    | 198              | 2,605            | 2,407                               | 1,215.66%      |
| 0900   | Supplemental Retirement                   | 294              | 180                          | 326                    | 326              | 459              | 133                                 | 40.80%         |
|  | <b>Total Salaries &amp; Benefits</b>      | <b>\$ 12,355</b> | <b>\$ 15,411</b>             | <b>\$ 17,290</b>       | <b>\$ 17,290</b> | <b>\$ 21,991</b> | <b>\$ 4,701</b>                     | <b>27.19%</b>  |
| <b><u>Maintenance and Operations</u></b>     |   |                  |                              |                        |                  |                  |                                     |                |
| 2021   | Office Supplies                           | -                | -                            | -                      | -                | -                | -                                   | -              |
| 2022   | Operating & Repair Supplies               | 1,857            | 2,097                        | 2,800                  | 2,800            | 2,800            | -                                   | -              |
| 2024   | Small Tools/Minor Equipment               | -                | -                            | -                      | -                | -                | -                                   | -              |
| 2026   | Computer Software                         | -                | -                            | -                      | -                | -                | -                                   | -              |
| 4531   | Professional Services                     | -                | -                            | -                      | -                | -                | -                                   | -              |
| 4532   | Communications                            | -                | -                            | -                      | -                | -                | -                                   | -              |
| 4533   | Travel & Transportation                   | -                | -                            | -                      | -                | -                | -                                   | -              |
| 4534   | Advertising                               | -                | -                            | -                      | -                | -                | -                                   | -              |
| 4535   | Printing & Binding                        | -                | -                            | -                      | -                | -                | -                                   | -              |
| 4536   | Insurance                                 | 341              | 345                          | 348                    | 348              | 359              | 11                                  | 3.16%          |
| 4537   | Utilities                                 | -                | -                            | -                      | -                | -                | -                                   | -              |
| 4538   | Repair & Maintenance                      | -                | -                            | -                      | -                | -                | -                                   | -              |
| 4539   | Rentals                                   | 7,387            | 9,709                        | 12,454                 | 12,454           | 12,454           | -                                   | -              |
| 4540   | Equip. Fund Pmts.                         | -                | -                            | -                      | -                | -                | -                                   | -              |
| 4541   | Postage                                   | -                | -                            | -                      | -                | -                | -                                   | -              |
| 4666   | Books                                     | -                | -                            | -                      | -                | -                | -                                   | -              |
| 4667   | Dues & Publications                       | -                | -                            | -                      | -                | -                | -                                   | -              |
| 4999   | Contingency                               | -                | -                            | -                      | -                | -                | -                                   | -              |
| 5041   | Miscellaneous                             | -                | -                            | -                      | -                | -                | -                                   | -              |
| 5045   | Depreciation                              | -                | -                            | -                      | -                | -                | -                                   | -              |
| 5047   | Grants to Agencies                        | -                | -                            | -                      | -                | -                | -                                   | -              |
|  | <b>Total Maint. and Operations</b>        | <b>\$ 9,585</b>  | <b>\$ 12,151</b>             | <b>\$ 15,602</b>       | <b>\$ 15,602</b> | <b>\$ 15,613</b> | <b>\$ 11</b>                        | <b>0.07%</b>   |
| <b><u>Capital Outlay &amp; Transfers</u></b> |   |                  |                              |                        |                  |                  |                                     |                |
| 8061   | Land                                      | -                | -                            | -                      | -                | -                | -                                   | -              |
| 8062   | Buildings                                 | -                | -                            | -                      | -                | -                | -                                   | -              |
| 8063   | Improvements                              | -                | -                            | -                      | -                | -                | -                                   | -              |
| 8064   | Machinery & Equipment                     | -                | -                            | -                      | -                | -                | -                                   | -              |
| 9090   | Transfers Out                             | 3,500            | 4,160                        | 2,600                  | 2,600            | 2,400            | (200)                               | (7.69%)        |
|  | <b>Total Capital Outlay and Transfers</b> | <b>\$ 3,500</b>  | <b>\$ 4,160</b>              | <b>\$ 2,600</b>        | <b>\$ 2,600</b>  | <b>\$ 2,400</b>  | <b>\$ (200)</b>                     | <b>(7.69%)</b> |
|  | <b>Department Total:</b>                  | <b>\$ 25,440</b> | <b>\$ 31,722</b>             | <b>\$ 35,492</b>       | <b>\$ 35,492</b> | <b>\$ 40,004</b> | <b>\$ 4,512</b>                     | <b>12.71%</b>  |

City of Kenai  
Fiscal Year 2027 Operating Budget

Fund 006 - Personal Use Fishery Fund  
Department: 433 - Streets

**2022 Operating & Repair Supplies.** Departmental supplies including gravel for beach acces roads, calcium chloride, signage and fuel.

**4539 Rentals.** Rental of General Fund equipment to be used in preparation for and operations of the fishery.

**4535 Insurance.** General liability and broker fee.

City of Kenai  
Fiscal Year 2027 Operating Budget

Fund 006 - Personal Use Fishery Fund  
Department: 445- Parks, Recreation & Beautificat

| Account Number                            | Expense Description         | FY2025 Actual     | Five year Historical Average | Original Budget FY2026 | Amended Budget    | Proposed FY2027   | Increase (Decrease) FY2026 Original | % Change      |
|---|-----------------------------|-------------------|------------------------------|------------------------|-------------------|-------------------|-------------------------------------|---------------|
| <b>Salaries and Benefits</b>              |                             |                   |                              |                        |                   |                   |                                     |               |
| 0100                                      | Salaries                    | \$ 31,398         | \$ 36,090                    | \$ 44,112              | \$ 44,112         | \$ 51,730         | \$ 7,618                            | 17.27%        |
| 0200                                      | Overtime                    | 23,304            | 20,773                       | 23,850                 | \$ 23,850         | 26,535            | 2,685                               | 11.26%        |
| 0250                                      | Holiday Pay                 | -                 | -                            | -                      | \$ -              | -                 | -                                   | -             |
| 0300                                      | Leave                       | -                 | 87                           | 498                    | \$ 498            | 569               | 71                                  | 14.26%        |
| 0400                                      | Medicare                    | 701               | 752                          | 993                    | \$ 993            | 1,144             | 151                                 | 15.21%        |
| 0450                                      | Social Security             | 2,299             | 2,446                        | 3,341                  | \$ 3,341          | 3,531             | 190                                 | 5.69%         |
| 0500                                      | PERS                        | 1,373             | 3,266                        | 3,989                  | \$ 3,989          | 6,355             | 2,366                               | 59.31%        |
| 0600                                      | Unemployment Insurance      | -                 | 28                           | 342                    | \$ 342            | 394               | 52                                  | 15.20%        |
| 0700                                      | Workers Compensation        | 966               | 994                          | 1,952                  | \$ 1,952          | 1,543             | (409)                               | (20.95%)      |
| 0800                                      | Health & Life Insurance     | 5,270             | 8,365                        | 444                    | \$ 444            | 3,809             | 3,365                               | 757.88%       |
| 0900                                      | Supplemental Retirement     | 417               | 381                          | 620                    | \$ 620            | 604               | (16)                                | (2.58%)       |
| <b>Total Salaries &amp; Benefits</b>      |                             | <b>\$ 65,728</b>  | <b>\$ 73,182</b>             | <b>\$ 80,141</b>       | <b>\$ 80,141</b>  | <b>\$ 96,214</b>  | <b>\$ 16,073</b>                    | <b>20.06%</b> |
| <b>Maintenance and Operations</b>         |                             |                   |                              |                        |                   |                   |                                     |               |
| 2021                                      | Office Supplies             | -                 | -                            | -                      | -                 | -                 | -                                   | -             |
| 2022                                      | Operating & Repair Supplies | 12,830            | 7,980                        | 12,250                 | 7,493             | 16,500            | 4,250                               | 34.69%        |
| 2024                                      | Small Tools/Minor Equipment | 8,856             | 3,315                        | 1,050                  | 1,050             | 1,050             | -                                   | -             |
| 2026                                      | Computer Software           | 3,533             | 2,003                        | 7,650                  | 7,650             | 7,650             | -                                   | -             |
| 4531                                      | Professional Services       | 6,958             | 1,929                        | 5,388                  | 5,388             | 6,000             | 612                                 | 11.36%        |
| 4532                                      | Communications              | 412               | 498                          | 860                    | 860               | 1,060             | 200                                 | 23.26%        |
| 4533                                      | Travel & Transportation     | -                 | -                            | -                      | -                 | -                 | -                                   | -             |
| 4534                                      | Advertising                 | -                 | -                            | -                      | -                 | -                 | -                                   | -             |
| 4535                                      | Printing & Binding          | 2,987             | 1,772                        | 3,000                  | 3,000             | 3,000             | -                                   | -             |
| 4536                                      | Insurance                   | 3,220             | 2,484                        | 3,093                  | 3,093             | 3,098             | 5                                   | 0.16%         |
| 4537                                      | Utilities                   | -                 | -                            | -                      | -                 | -                 | -                                   | -             |
| 4538                                      | Repair & Maintenance        | 6,000             | 4,173                        | 7,750                  | 7,750             | 7,750             | -                                   | -             |
| 4539                                      | Rentals                     | 95,364            | 77,743                       | 81,200                 | 86,653            | 102,500           | 21,300                              | 26.23%        |
| 4540                                      | Equip. Fund Pmts.           | -                 | -                            | -                      | -                 | -                 | -                                   | -             |
| 4541                                      | Postage                     | -                 | -                            | -                      | -                 | -                 | -                                   | -             |
| 4666                                      | Books                       | -                 | -                            | -                      | -                 | -                 | -                                   | -             |
| 4667                                      | Dues & Publications         | -                 | -                            | -                      | -                 | -                 | -                                   | -             |
| 4999                                      | Contingency                 | -                 | -                            | -                      | -                 | -                 | -                                   | -             |
| 5041                                      | Miscellaneous               | 2,000             | 2,000                        | 2,000                  | 2,000             | 2,000             | -                                   | -             |
| 5045                                      | Depreciation                | -                 | -                            | -                      | -                 | -                 | -                                   | -             |
| 5047                                      | Grants to Agencies          | -                 | -                            | -                      | -                 | -                 | -                                   | -             |
| <b>Total Maint. and Operations</b>        |                             | <b>\$ 142,160</b> | <b>\$ 103,897</b>            | <b>\$ 124,241</b>      | <b>\$ 124,937</b> | <b>\$ 150,608</b> | <b>\$ 26,367</b>                    | <b>21.22%</b> |
| <b>Capital Outlay &amp; Transfers</b>     |                             |                   |                              |                        |                   |                   |                                     |               |
| 8061                                      | Land                        | -                 | -                            | -                      | -                 | -                 | -                                   | -             |
| 8062                                      | Buildings                   | -                 | -                            | -                      | -                 | -                 | -                                   | -             |
| 8063                                      | Improvements                | -                 | -                            | -                      | -                 | -                 | -                                   | -             |
| 8064                                      | Machinery & Equipment       | -                 | 42                           | -                      | -                 | 20,000            | 20,000                              | -             |
| 9090                                      | Transfers Out               | 96,800            | 93,300                       | 96,900                 | 96,900            | 98,400            | 1,500                               | 1.55%         |
| <b>Total Capital Outlay and Transfers</b> |                             | <b>\$ 96,800</b>  | <b>\$ 93,342</b>             | <b>\$ 96,900</b>       | <b>\$ 96,900</b>  | <b>\$ 118,400</b> | <b>\$ 21,500</b>                    | <b>22.19%</b> |
| <b>Department Total:</b>                  |                             | <b>\$ 304,688</b> | <b>\$ 270,421</b>            | <b>\$ 301,282</b>      | <b>\$ 301,978</b> | <b>\$ 365,222</b> | <b>\$ 63,940</b>                    | <b>21.22%</b> |

City of Kenai  
Fiscal Year 2027 Operating Budget

Fund 006 - Personal Use Fishery Fund  
Department: 445-Parks, Recreation & Beauti

|   |  |
|---|--|
| <p><b>2022 Operating &amp; Repair Supplies.</b> For the purchase of signage, janitorial supplies, receipt bags, zip ties, traffic cones, thermal paper, door hangers, brochures and printer ribbons. Vehicle fuel. Special Project: Sign laminator \$3,000.</p> | <p><b>4539 Rentals.</b> For the rental of portable toilets and dumpsters. Van rental.</p>                  |
| <p><b>2026 Computer Software.</b> Personal Use Fishery software fees and streaming server.</p>  | <p><b>5041 Miscellaneous.</b> Post fishery beach cleanup by Kenai Central High School Nordic Ski Team.</p> |
| <p><b>4531 Professional Services.</b> Personal Use Fishery software modification consultant.</p>  | <p><b>8064 Machinery &amp; Equipment.</b> Special Project: Utility Vehicle \$20,000.</p>                   |
| <p><b>4538 Repairs &amp; Maintenance Services.</b> Restroom vault pumping and repairs.</p>  |  |

City of Kenai  
Fiscal Year 2027 Operating Budget

Fund 006 - Personal Use Fishery Fund  
Department: 460- Boating Facility

| Account Number                               | Expense Description                       | FY2025 Actual    | Five year Historical Average | Original Budget FY2026 | Amended Budget   | Proposed FY2027  | Increase (Decrease) FY2026 Original | % Change        |
|--|---|------------------|------------------------------|------------------------|------------------|------------------|-------------------------------------|-----------------|
| <b><u>Salaries and Benefits</u></b>          |   |                  |                              |                        |                  |                  |                                     |                 |
| 0100   | Salaries                                  | \$ 13,638        | \$ 16,017                    | \$ 21,270              | \$ 21,270        | \$ 23,616        | \$ 2,346                            | 11.03%          |
| 0200   | Overtime                                  | 7,226            | 7,482                        | 4,934                  | 4,934            | 5,287            | 353                                 | 7.15%           |
| 0250   | Holiday Pay                               | -                | -                            | -                      | -                | -                | -                                   | -               |
| 0300   | Leave                                     | -                | 24                           | 347                    | 347              | 382              | 35                                  | 10.09%          |
| 0400   | Medicare                                  | 302              | 329                          | 385                    | 385              | 425              | 40                                  | 10.39%          |
| 0450   | Social Security                           | 1,189            | 1,153                        | 1,128                  | 1,128            | 1,192            | 64                                  | 5.67%           |
| 0500   | PERS                                      | 102              | 860                          | 1,895                  | 1,895            | 2,889            | 994                                 | 52.45%          |
| 0600   | Unemployment Insurance                    | -                | 13                           | 133                    | 133              | 147              | 14                                  | 10.53%          |
| 0700   | Workers Compensation                      | 384              | 472                          | 722                    | 722              | 700              | (22)                                | (3.05%)         |
| 0800   | Health & Life Insurance                   | 1,720            | 2,074                        | 1,634                  | 1,634            | 2,205            | 571                                 | 34.94%          |
| 0900   | Supplemental Retirement                   | 7                | 64                           | 264                    | 264              | 366              | 102                                 | 38.64%          |
|  | <b>Total Salaries &amp; Benefits</b>      | <b>\$ 24,568</b> | <b>\$ 28,488</b>             | <b>\$ 32,712</b>       | <b>\$ 32,712</b> | <b>\$ 37,209</b> | <b>\$ 4,497</b>                     | <b>13.75%</b>   |
| <b><u>Maintenance and Operations</u></b>     |   |                  |                              |                        |                  |                  |                                     |                 |
| 2021   | Office Supplies                           | -                | -                            | -                      | -                | -                | -                                   | -               |
| 2022   | Operating & Repair Supplies               | 70               | 1,774                        | 22,800                 | 22,800           | 2,800            | (20,000)                            | (87.72%)        |
| 2024   | Small Tools/Minor Equipment               | -                | -                            | -                      | -                | -                | -                                   | -               |
| 2026   | Computer Software                         | -                | -                            | -                      | -                | -                | -                                   | -               |
| 4531   | Professional Services                     | -                | -                            | -                      | -                | -                | -                                   | -               |
| 4532   | Communications                            | -                | -                            | -                      | -                | -                | -                                   | -               |
| 4533   | Travel & Transportation                   | -                | -                            | -                      | -                | -                | -                                   | -               |
| 4534   | Advertising                               | -                | -                            | -                      | -                | -                | -                                   | -               |
| 4535   | Printing & Binding                        | -                | -                            | -                      | -                | -                | -                                   | -               |
| 4536   | Insurance                                 | 682              | 585                          | 739                    | 739              | 762              | 23                                  | 3.11%           |
| 4537   | Utilities                                 | -                | -                            | -                      | -                | -                | -                                   | -               |
| 4538   | Repair & Maintenance                      | -                | -                            | -                      | -                | -                | -                                   | -               |
| 4539   | Rentals                                   | 4,975            | 6,179                        | 9,635                  | 9,635            | 5,150            | (4,485)                             | (46.55%)        |
| 4540   | Equip. Fund Pmts.                         | -                | -                            | -                      | -                | -                | -                                   | -               |
| 4541   | Postage                                   | -                | -                            | -                      | -                | -                | -                                   | -               |
| 4666   | Books                                     | -                | -                            | -                      | -                | -                | -                                   | -               |
| 4667   | Dues & Publications                       | -                | -                            | -                      | -                | -                | -                                   | -               |
| 4999   | Contingency                               | -                | -                            | -                      | -                | -                | -                                   | -               |
| 5041   | Miscellaneous                             | -                | -                            | -                      | -                | -                | -                                   | -               |
| 5045   | Depreciation                              | -                | -                            | -                      | -                | -                | -                                   | -               |
| 5047   | Grants to Agencies                        | -                | -                            | -                      | -                | -                | -                                   | -               |
|  | <b>Total Maint. and Operations</b>        | <b>\$ 5,727</b>  | <b>\$ 8,538</b>              | <b>\$ 33,174</b>       | <b>\$ 33,174</b> | <b>\$ 8,712</b>  | <b>\$ (24,462)</b>                  | <b>(73.74%)</b> |
| <b><u>Capital Outlay &amp; Transfers</u></b> |   |                  |                              |                        |                  |                  |                                     |                 |
| 8061   | Land                                      | -                | -                            | -                      | -                | -                | -                                   | -               |
| 8062   | Buildings                                 | -                | -                            | -                      | -                | -                | -                                   | -               |
| 8063   | Improvements                              | -                | -                            | -                      | -                | -                | -                                   | -               |
| 8064   | Machinery & Equipment                     | -                | -                            | -                      | -                | -                | -                                   | -               |
| 9090   | Transfers Out                             | 4,000            | 27,569                       | 4,200                  | 4,200            | 3,400            | (800)                               | (19.05%)        |
|  | <b>Total Capital Outlay and Transfers</b> | <b>\$ 4,000</b>  | <b>\$ 27,569</b>             | <b>\$ 4,200</b>        | <b>\$ 4,200</b>  | <b>\$ 3,400</b>  | <b>\$ (800)</b>                     | <b>(19.05%)</b> |
|  | <b>Department Total:</b>                  | <b>\$ 34,295</b> | <b>\$ 64,595</b>             | <b>\$ 70,086</b>       | <b>\$ 70,086</b> | <b>\$ 49,321</b> | <b>\$ (20,765)</b>                  | <b>(29.63%)</b> |

City of Kenai  
Fiscal Year 2027 Operating Budget

Fund 006 - Personal Use Fishery Fund  
Department: 460 - Boating Facility

**2022 Operating & Repair Supplies.** For the purchase of stripping paint, bathroom supplies, road cones/string, calcium chloride for dust control and other supplies for operations of the fishery.

**4539 Rentals.** For the rental of portable toilets to supplement the onsite restrooms during peak season, and rental of General Fund Equipment for preparation and operations of the fishery.

**4536 Insurance.** General liability and broker fee.

**City of Kenai  
Fiscal Year 2026 Operating Budget**

**Budget Projection  
Fund: 010 - Water and Sewer Fund**

|                                      | <u>Actual<br/>FY2024</u> | <u>Actual<br/>FY2025</u> | <u>Original<br/>Budget<br/>FY2026</u> | <u>Projection<br/>FY2026</u> | <u>Proposed<br/>FY2027</u> |
|--------------------------------------|--------------------------|--------------------------|---------------------------------------|------------------------------|----------------------------|
| <b>Revenues</b>                      |                          |                          |                                       |                              |                            |
| PERS Grant                           | \$ 20,117                | \$ 31,019                | \$ 45,879                             | \$ 45,879                    | \$ 54,047                  |
| Usage Fees                           |                          |                          |                                       |                              |                            |
| Service Hook-up                      | 11,191                   | 15,689                   | 10,151                                | 10,154                       | 11,965                     |
| Residential Water                    | 985,426                  | 1,020,510                | 1,029,363                             | 1,030,872                    | 1,070,543                  |
| Commercial Water                     | 370,037                  | 392,540                  | 396,588                               | 353,965                      | 412,454                    |
| Residential Sewer                    | 1,382,479                | 1,452,174                | 1,444,145                             | 1,455,077                    | 1,501,920                  |
| Commercial Sewer                     | 480,225                  | 524,536                  | 535,889                               | 482,174                      | 557,328                    |
| Total Usage Fees                     | <u>3,229,358</u>         | <u>3,405,449</u>         | <u>3,416,136</u>                      | <u>3,332,242</u>             | <u>3,554,210</u>           |
| Miscellaneous Revenues               |                          |                          |                                       |                              |                            |
| Penalty and Interest                 | 39,038                   | 43,913                   | 42,588                                | 39,337                       | 42,588                     |
| Interest Earnings                    | 200,941                  | 256,882                  | 170,000                               | 170,000                      | 170,000                    |
| Other                                | 82,687                   | 347,199                  | 275,000                               | 336,761                      | 5,000                      |
| Total Miscellaneous Revenues         | <u>322,666</u>           | <u>647,994</u>           | <u>487,588</u>                        | <u>546,098</u>               | <u>217,588</u>             |
| Transfer In, Capital Projects        | <u>30,000</u>            | <u>155,166</u>           | <u>-</u>                              | <u>-</u>                     | <u>-</u>                   |
| Total Revenues                       | <u>3,602,141</u>         | <u>4,239,628</u>         | <u>3,949,603</u>                      | <u>3,924,219</u>             | <u>3,825,845</u>           |
| <b>Expenditures</b>                  |                          |                          |                                       |                              |                            |
| Utilities Department                 | <u>2,455,206</u>         | <u>2,347,683</u>         | <u>3,052,153</u>                      | <u>3,052,153</u>             | <u>2,892,337</u>           |
| <b>Transfers</b>                     |                          |                          |                                       |                              |                            |
| Capital Projects                     | <u>679,970</u>           | <u>889,291</u>           | <u>500,000</u>                        | <u>1,250,000</u>             | <u>710,000</u>             |
| Total Expenditures & Transfers       | <u>3,135,176</u>         | <u>3,236,974</u>         | <u>3,552,153</u>                      | <u>4,302,153</u>             | <u>3,602,337</u>           |
| Contribution To/(From) Fund Balance: | 466,965                  | 1,002,654                | 397,450                               | (377,934)                    | 223,508                    |
| Projected Lapse (6%)                 | <u>-</u>                 | <u>-</u>                 | <u>169,629</u>                        | <u>165,357</u>               | <u>155,090</u>             |
| Adjusted (Deficit)/Surplus           |                          |                          | 567,079                               | (212,577)                    | 378,598                    |
| Beginning Fund Balance               | <u>1,493,389</u>         | <u>1,960,354</u>         | <u>1,157,702</u>                      | <u>2,963,008</u>             | <u>2,750,431</u>           |
| Ending Fund Balance                  | <u>\$ 1,960,354</u>      | <u>\$ 2,963,008</u>      | <u>\$ 1,724,781</u>                   | <u>\$ 2,750,431</u>          | <u>\$ 3,129,029</u>        |

**City of Kenai  
Fiscal Year 2027 Operating Budget**

**Fund 010 – Water and Sewer Fund  
Department 465 – Water and Sewer**

**Mission**

To provide high-quality, safe potable water, as well as the secure safe handling/disposal of wastewater in compliance with all state and federal regulations in the most cost-effective, safe, and efficient manner possible, while providing a consistently reliable service to the citizens of Kenai.

Note: Water and Sewer Budget and Wastewater Treatment Plan Budgets will be combined into a single budget starting FY27.

**Functions & Responsibilities**

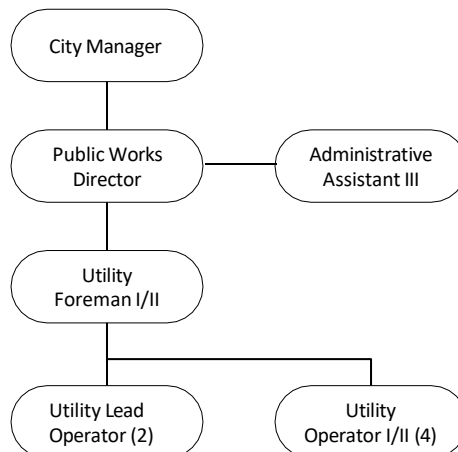
The City’s water distribution system consists of four wells, one water treatment facility, two pump houses, a 60,000-gallon tank, a 1,000,000-gallon tank, a 3,000,000-gallon tank, and approximately 60 miles of water pipe. The system serves approximately 2,000 service connections. The system meets all state, local, and federal mandates applying to all safety standards and the Clean Water Act.

The Water Treatment Facility presently treats water from a winter low of approximately 580,000 gallons a day to a summer peak of just over 1 million gallons a day.

The City of Kenai’s sewer collection system serves approximately 2,000 customers. The City maintains approximately 46 miles of sewer pipe and 19 lift stations. The collection system transfers all wastewater to the Wastewater Treatment Facility, where we are permitted to process 1.3 million gallons of wastewater daily. We operate the facility under an Alaska Pollutant Discharge Elimination System (APDES) permit and comply with all discharge requirements, testing, reporting, and record-keeping.

Staff must comply with Alaska Department of Environmental Conservation (DEC) training and certification requirements to properly operate and maintain our water and sewer utilities.

**Organizational Chart**



## Staffing

| Position Title               | FY23 Actual |       | FY24 Actual |       | FY25 Actual |       | Projected FY26 |       | Proposed FY27 |       | Projected FY28 |       |
|------------------------------|-------------|-------|-------------|-------|-------------|-------|----------------|-------|---------------|-------|----------------|-------|
|                              | FTE         | Grade | FTE         | Grade | FTE         | Grade | FTE            | Grade | FTE           | Grade | FTE            | Grade |
| Public Works Director        | .11         | 28    | .12         | 28    | .29         | 28    | .30            | 28    | .37           | 28    | .37            | 28    |
| Asst. Public Works Director  | -           | -     | -           | -     | -           | -     | .30            | 24    | .37           | 24    | .37            | 24    |
| Utility Foreman I/II         | 1           | 21/22 | 1           | 21/22 | 1           | 21/22 | 1              | 21/22 | 1             | 21/22 | 1              | 21/22 |
| Utility Lead Operator        | 2           | 19    | 2           | 19    | 2           | 19    | 2              | 19    | 2             | 19    | 2              | 19    |
| Utility Operator I/II        | 4           | 15/18 | 4           | 15/18 | 4           | 15/18 | 4              | 15/18 | 4             | 15/18 | 4              | 15/18 |
| Administrative Assistant III | .11         | 15    | .12         | 15    | .29         | 15    | .30            | 15    | .37           | 15    | .37            | 15    |
| Accounting Technician I      | .5          | 14    | .5          | 14    | .5          | 14    | .5             | 14    | .5            | 14    | .5             | 14    |
| Administrative Assistant I   | .31         | 13    | .31         | 13    | .31         | 13    | .31            | 13    | .31           | 13    | .31            | 13    |
| Temporary Utility Technician | -           | -     | -           | -     | -           | -     | .25            | T12   | .25           | T12   | .25            | T12   |

## Average Overtime Per Position (hours)

| Position Title               | FY23 Actual | FY24 Actual | FY25 Actual | Projected FY26 | Proposed FY27 | Projected FY28 |
|------------------------------|-------------|-------------|-------------|----------------|---------------|----------------|
| Public Works Director        | N/A         | N/A         | N/A         | N/A            | N/A           | N/A            |
| Administrative Assistant III | N/A         | N/A         | N/A         | N/A            | N/A           | N/A            |
| Utility Foreman I/II         | 28.5        | 15          | 19.5        | 40             | 80            | 80             |
| Utility Lead Operator        | 113.5       | 40          | 88.5        | 90             | 150           | 150            |
| Utility Operator I/II        | 239.5       | 198.75      | 330.5       | 300            | 300           | 300            |

## Performance Measures

| Fiscal Year  | 2022         | 2023         | 2024         | 2025         | 2026*        |
|--|--------------|--------------|--------------|--------------|--------------|
| Permitted plant flow vs. Actual plant flow (million gallons per day) | 1.3/.500 mgd | 1.3/.501 mgd | 1.3/.527 mgd | 1.3/.528 mgd | 1.3/.443 mgd |
| Number of discharge violations/exceptions                            | 0            | 1            | 0            | 1            | 3            |
| Tons of sludge were taken to the dump                                | 835          | 485          | 700          | 516          | 700          |
| Number of fully licensed operators                                   | 3 of 7       | 3 of 7       | 3 of 7       | 1 of 7**     | 1 of 7**     |
| Water customers  | 1,992        | 2,008        | 2,037        | 2,052        | 2,072        |
| Sewer customers  | 1,951        | 1,966        | 1,989        | 2,009        | 2,028        |
| Metered connections  | 237          | 240          | 251          | 251          | 254          |
| Turn on/off  | 51           | 49           | 53           | 54           | 60           |
| 811 locates  | 624          | 500          | 1,495**      | 1,248**      | 1,200        |
| Shutoff tags hung  | 668          | 599          | 693          | 619          | 680          |

\*Projected

\*\*Plant increased to Level 3 Certification. Staff are currently testing to achieve certification and cross-training to work in all areas of the Utility Department. The Assistant Public Works Director is fully certified for plant operation.

\*\*\*ENSTAR is completing main replacements.

## **FY26 Department Goal Evaluation**

1. Revise job descriptions and positions to make all Utility Department positions cross-trained between the Water and Sewer Department and the WWTP Department.
  - *Achieved*
2. Successfully complete the demo and replacement of the Digester Blowers, including the new structure to house the units adjacent to the Digester.
  - *Partially Achieved. The project is ongoing and will be completed next fiscal year.*
3. Revise and update construction specifications for water and sewer improvements.
  - *Partially Achieved. Standards are in progress and will be approved this fiscal year.*
4. Locate 30% of City water services with a GPS unit to upload into the GIS system for ease of future locates.
  - *Partially Achieved. Ongoing project.*

## **FY27 Department Goals**

5. Revise and improve the water and sewer permitting system to include better documentation, drawings, and customer notifications and approvals. This supports Goal 4 of the City of Kenai Comprehensive Plan of providing Public Improvements and Services.
6. Successfully complete the demo and replacement of the Digester Blowers, including the new structure to house the units adjacent to the Digester. This supports Goal 8 of the City of Kenai Comprehensive Plan to Protect and Enhance the natural resources and environment.
7. Successfully complete the construction of the new water pumphouse to provide improved pressures and flow throughout the City. This supports Goal 4 of the City of Kenai Comprehensive Plan of providing Public Improvements and Services.

## **Future Considerations**

Aging, obsolete equipment, and infrastructure require more frequent and more expensive repairs and replacement. Increased State and Federal water and sewer quality standards and testing requirements fuel the need to upgrade and purchase new equipment and technology to adequately maintain the City's infrastructure. Grant funding for major utility projects is becoming harder to obtain, and more capital projects are expected to be funded locally.

**City of Kenai  
Fiscal Year 2027 Operating Budget**

**Fund: 010 - Water & Sewer Fund  
Department:- Utilities Department**

| <u>Account Number</u>                        | <u>Expense Description</u>                       | <u>FY2025 Actual</u>       | <u>Five year Historical Average</u> | <u>Original Budget FY2026</u> | <u>Amended Budget</u>      | <u>Proposed FY2027</u>     | <u>Increase (Decrease) FY2026 Original</u> | <u>% Change</u>       |
|--|--|----------------------------|-------------------------------------|-------------------------------|----------------------------|----------------------------|--|-----------------------|
| <b><u>Salaries and Benefits</u></b>          |  |                            |                                     |                               |                            |                            |  |                       |
| 0100   | Salaries   | \$ 664,265                 | \$ 615,617                          | \$ 725,960                    | \$ 725,960                 | \$ 766,116                 | \$ 40,156                                  | 5.53%                 |
| 0200   | Overtime   | 30,097                     | 27,780                              | 24,245                        | 24,245                     | 35,272                     | 11,027                                     | 45.48%                |
| 0250   | Holiday Pay                                      | -                          | -                                   | -                             | -                          | -                          | -  | -                     |
| 0300   | Leave  | 6,663                      | 7,090                               | 24,020                        | 24,020                     | 21,332                     | (2,688)                                    | (11.19%)              |
| 0400   | Medicare   | 9,725                      | 9,037                               | 11,227                        | 11,227                     | 11,929                     | 702  | 6.25%                 |
| 0450   | Social Security                                  | -                          | -                                   | 1,256                         | 1,256                      | 834                        | (422)                                      | (33.60%)              |
| 0500   | PERS   | 188,228                    | 174,245                             | 206,791                       | 206,791                    | 235,123                    | 28,332                                     | 13.70%                |
| 0600   | Unemployment Insurance                           | -                          | 281                                 | 3,872                         | 3,872                      | 4,114                      | 242  | 6.25%                 |
| 0700   | Workers Compensation                             | 12,798                     | 11,742                              | 15,660                        | 15,660                     | 17,103                     | 1,443                                      | 9.21%                 |
| 0800   | Health & Life Insurance                          | 222,613                    | 218,323                             | 237,113                       | 237,113                    | 178,823                    | (58,290)                                   | (24.58%)              |
| 0900   | Supplemental Retirement                          | 24,181                     | 16,169                              | 18,607                        | 18,607                     | 24,520                     | 5,913                                      | 31.78%                |
|  | <b><u>Total Salaries &amp; Benefits</u></b>      | <b><u>\$ 1,158,570</u></b> | <b><u>\$ 1,080,284</u></b>          | <b><u>\$ 1,268,751</u></b>    | <b><u>\$ 1,268,751</u></b> | <b><u>\$ 1,295,166</u></b> | <b><u>\$ 26,415</u></b>                    | <b><u>2.08%</u></b>   |
| <b><u>Maintenance and Operations</u></b>     |  |                            |                                     |                               |                            |                            |  |                       |
| 2021   | Office Supplies                                  | 2,038                      | 1,162                               | 6,150                         | 6,150                      | 3,250                      | (2,900)                                    | (47.15%)              |
| 2022   | Operating & Repair Supplies                      | 269,457                    | 239,090                             | 306,150                       | 306,150                    | 258,150                    | (48,000)                                   | (15.68%)              |
| 2024   | Small Tools/Minor Equipment                      | 16,358                     | 23,571                              | 37,700                        | 37,700                     | 34,450                     | (3,250)                                    | (8.62%)               |
| 2026   | Computer Software                                | 5,184                      | 7,168                               | 14,980                        | 14,980                     | 14,130                     | (850)                                      | (5.67%)               |
| 4531   | Professional Services                            | 150,849                    | 106,151                             | 257,888                       | 257,888                    | 210,900                    | (46,988)                                   | (18.22%)              |
| 4532   | Communications                                   | 17,806                     | 18,628                              | 24,914                        | 24,914                     | 25,099                     | 185  | 0.74%                 |
| 4533   | Travel & Transportation                          | 6,392                      | 2,421                               | 11,000                        | 11,000                     | 11,000                     | -  | -                     |
| 4534   | Advertising                                      | 267                        | 467                                 | 1,750                         | 1,750                      | 1,750                      | -  | -                     |
| 4535   | Printing & Binding                               | 511                        | 393                                 | 1,850                         | 1,850                      | 1,850                      | -  | -                     |
| 4536   | Insurance  | 76,812                     | 57,605                              | 78,132                        | 78,132                     | 82,423                     | 4,291                                      | 5.49%                 |
| 4537   | Utilities  | 496,881                    | 475,199                             | 514,733                       | 514,733                    | 525,129                    | 10,396                                     | 2.02%                 |
| 4538   | Repair & Maintenance                             | 31,569                     | 21,946                              | 59,167                        | 59,167                     | 65,000                     | 5,833                                      | 9.86%                 |
| 4539   | Rentals  | 16,993                     | 17,483                              | 24,720                        | 24,720                     | 26,240                     | 1,520                                      | 6.15%                 |
| 4540   | Equip. Fund Pmts.                                | -                          | -                                   | -                             | -                          | -                          | -  | -                     |
| 4541   | Postage  | 10,887                     | 8,920                               | 19,933                        | 19,933                     | 9,500                      | (10,433)                                   | (52.34%)              |
| 4666   | Books  | -                          | 460                                 | 3,000                         | 3,000                      | 3,000                      | -  | -                     |
| 4667   | Dues & Publications                              | 4,280                      | 4,700                               | 9,600                         | 9,600                      | 9,600                      | -  | -                     |
| 4999   | Contingency                                      | -                          | -                                   | -                             | -                          | -                          | -  | -                     |
| 5041   | Miscellaneous                                    | 7,920                      | 6,336                               | 8,200                         | 8,200                      | 8,200                      | -  | -                     |
| 5045   | Depreciation                                     | -                          | -                                   | -                             | -                          | -                          | -  | -                     |
| 5047   | Grants to Agencies                               | -                          | -                                   | -                             | -                          | -                          | -  | -                     |
|  | <b><u>Total Maint. and Operations</u></b>        | <b><u>\$ 1,114,204</u></b> | <b><u>\$ 991,700</u></b>            | <b><u>\$ 1,379,867</u></b>    | <b><u>\$ 1,379,867</u></b> | <b><u>\$ 1,289,671</u></b> | <b><u>\$ (90,196)</u></b>                  | <b><u>(6.54%)</u></b> |
| <b><u>Capital Outlay &amp; Transfers</u></b> |  |                            |                                     |                               |                            |                            |  |                       |
| 8061   | Land   | -                          | -                                   | -                             | -                          | -                          | -  | -                     |
| 8062   | Buildings  | -                          | -                                   | -                             | -                          | -                          | -  | -                     |
| 8063   | Improvements                                     | -                          | -                                   | -                             | -                          | -                          | -  | -                     |
| 8064   | Machinery & Equipment                            | 14,911                     | 5,324                               | 107,335                       | 107,335                    | -                          | (107,335)                                  | (100.00%)             |
| 9090   | Transfers Out                                    | 949,289                    | 1,368,555                           | 796,200                       | 1,546,200                  | 1,017,500                  | 221,300                                    | 27.79%                |
|  | <b><u>Total Capital Outlay and Transfers</u></b> | <b><u>\$ 964,200</u></b>   | <b><u>\$ 1,373,879</u></b>          | <b><u>\$ 903,535</u></b>      | <b><u>\$ 1,653,535</u></b> | <b><u>\$ 1,017,500</u></b> | <b><u>\$ 113,965</u></b>                   | <b><u>12.61%</u></b>  |
|  | <b>Department Total:</b>                         | <b><u>\$ 3,236,974</u></b> | <b><u>\$ 3,445,863</u></b>          | <b><u>\$ 3,552,153</u></b>    | <b><u>\$ 4,302,153</u></b> | <b><u>\$ 3,602,337</u></b> | <b><u>\$ 50,184</u></b>                    | <b><u>1.41%</u></b>   |

**City of Kenai  
Fiscal Year 2027 Operating Budget**

**Fund 006 - Personal Use Fishery Fund  
Department: 465 - Utilities**

**2022 Operating & Repair Supplies.** The most significant operating supply for the department are the chemicals utilized in the water treatment process. Also includes fuel, valves, fittings, meters and protective clothing. Supplies for the maintenance of lift stations (motor starters, radios, breakers, transducers, pumps, etc.), manholes, and other consumables. Other supplies include testing supplies and fuel for vehicles.

**2024 - Small Tools & Minor Equipment.** Computer replacements, vacator hoses, jetting nozzles, utility paint and markers, and gas monitoring sensors. Equipment maintenance tools and parts, lab mats, chair and microscope and batteries.

**4531 Professional Services.** Engineering / Testing services. Lab work, SCADA services, cathodic protection inspections and drug testing. Vac truck dumping, Alaska dig line, cathodic protection inspections electrical troubleshooting and professional consulting. Telemetry and other consulting services used to efficient and effectively manage the utility's operation, including lab testing and equipment calibration. Waste hauling service, vaccinations and ADEC permit testing. Sludge disposal landfill fees.

**4533 Transportation.** Travel for continuing education.

**4538 Repair & Maintenance.** Professional services for repair and maintenance of the water system. Professional services for sewer lift station/collection systems repairs including level transducers, cell modems etc.

**4539 Rentals** Water reservoir #1 land rental \$16,490, Well 1 land lease, excavator rental for key box repairs, miscellaneous tools and accessories.

**4541 Postage.** Public notifications and monthly water/sewer billings postage.

**9090 Transfers Out.** \$307,500 Central administrative charges from General Fund and \$710,000 transfer to water capital projects.

**City of Kenai  
Fiscal Year 2027 Operating Budget**

**Fund 008 - Airport Fund  
Department:- Airport Fund Summary**

|                                      | <u>Actual<br/>FY2024</u> | <u>Actual<br/>FY2025</u> | <u>Original<br/>Budget<br/>FY2026</u> | <u>Projection<br/>FY2026</u> | <u>Proposed<br/>FY2027</u> |
|--------------------------------------|--------------------------|--------------------------|---------------------------------------|------------------------------|----------------------------|
| <b>Revenues</b>                      |                          |                          |                                       |                              |                            |
| State & Federal Grants               | \$ 185,760               | \$ 27,540                | \$ 47,167                             | \$ 43,167                    | \$ 52,756                  |
| Usage Fees                           |                          |                          |                                       |                              |                            |
| Fuel Sales                           | 43,694                   | 36,472                   | 45,000                                | 21,527                       | 45,000                     |
| Fuel Flowage                         | 16,432                   | 16,325                   | 17,000                                | 17,880                       | 17,000                     |
| Float Plane                          | 2,280                    | 2,325                    | 2,000                                 | 2,404                        | 2,300                      |
| Tie Down                             | 12,840                   | 17,235                   | 13,000                                | 15,429                       | 15,000                     |
| Landing                              | 407,678                  | 382,293                  | 410,000                               | 346,897                      | 355,000                    |
| Plane Parking                        | 11,429                   | 8,876                    | 12,000                                | 6,094                        | 8,000                      |
| Total Usage Fees                     | <u>494,353</u>           | <u>463,526</u>           | <u>499,000</u>                        | <u>410,231</u>               | <u>442,300</u>             |
| Rents and Leases - Land              | <u>550,127</u>           | <u>493,781</u>           | <u>687,791</u>                        | <u>684,462</u>               | <u>695,271</u>             |
| Miscellaneous                        |                          |                          |                                       |                              |                            |
| Penalty and Interest                 | 2,043                    | 7,845                    | 5,000                                 | (4,804)                      | 5,000                      |
| Interest on Investments              | 288,474                  | 299,351                  | 240,000                               | 240,000                      | 240,000                    |
| Other                                | 231,843                  | 102,116                  | 125,617                               | 60,200                       | 60,100                     |
| Total Miscellaneous                  | <u>522,360</u>           | <u>409,312</u>           | <u>370,617</u>                        | <u>295,396</u>               | <u>305,100</u>             |
| Terminal Revenue                     |                          |                          |                                       |                              |                            |
| Parking Fees                         | 243,199                  | 303,543                  | 250,000                               | 270,448                      | 265,000                    |
| Rents and Leases                     | 544,899                  | 613,331                  | 580,029                               | 534,693                      | 520,650                    |
| Penalty and Interest                 | 11,635                   | 8,573                    | 5,000                                 | 10,537                       | 5,000                      |
| Car Rental Commissions               | 171,038                  | 184,691                  | 185,000                               | 185,219                      | 185,000                    |
| Advertising Commissions              | 22,041                   | 32,384                   | 28,000                                | 30,924                       | 28,000                     |
| Miscellaneous                        | 6,087                    | 10,475                   | 3,000                                 | 6,509                        | 6,000                      |
| Total Terminal Revenue               | <u>998,899</u>           | <u>1,152,997</u>         | <u>1,051,029</u>                      | <u>1,038,330</u>             | <u>1,009,650</u>           |
| Transfers In                         |                          |                          |                                       |                              |                            |
| Capital Project Fund                 | 337                      | -                        | -                                     | -                            | -                          |
| Airport Land Trust Fund              | 1,065,518                | 1,094,116                | 1,099,774                             | 1,094,116                    | 1,099,774                  |
| Total Transfers In                   | <u>1,065,855</u>         | <u>1,094,116</u>         | <u>1,099,774</u>                      | <u>1,094,116</u>             | <u>1,099,774</u>           |
| Total Revenues                       | <u>3,817,354</u>         | <u>3,641,272</u>         | <u>3,755,378</u>                      | <u>3,565,702</u>             | <u>3,604,851</u>           |
| <b>Expenditures</b>                  |                          |                          |                                       |                              |                            |
| Airport Terminal                     | 361,252                  | 556,386                  | 657,249                               | 683,755                      | 671,771                    |
| Airport Airfield                     | 437,729                  | 1,715,825                | 2,292,367                             | 2,290,352                    | 2,191,190                  |
| Airport Administration               | 289,949                  | 394,358                  | 408,313                               | 418,313                      | 419,846                    |
| Airport Other Buildings and Areas    | 625,855                  | (275,137)                | 217,329                               | 247,329                      | 227,254                    |
| Airport Training Facility            | 159,337                  | 165,898                  | 152,900                               | 152,900                      | 151,983                    |
| Total Expenditures                   | <u>1,874,122</u>         | <u>2,557,330</u>         | <u>3,728,158</u>                      | <u>3,792,649</u>             | <u>3,662,044</u>           |
| Transfers                            |                          |                          |                                       |                              |                            |
| Transfer to Capital Projects         | 2,251,842                | 796,875                  | 1,265,100                             | 1,265,100                    | 380,100                    |
| Transfer to General Fund             | -                        | -                        | -                                     | -                            | -                          |
| Total Transfers                      | <u>2,251,842</u>         | <u>796,875</u>           | <u>1,265,100</u>                      | <u>1,265,100</u>             | <u>380,100</u>             |
| Total Expenditures & Transfers       | 4,125,964                | 3,354,205                | 4,993,258                             | 5,057,749                    | 4,042,144                  |
| Contribution To/(From) Fund Balance: | (308,610)                | 287,067                  | (1,237,880)                           | (1,492,047)                  | (437,293)                  |
| Projected Lapse (6%)                 | -                        | -                        | 152,049                               | 155,919                      | 148,995                    |
| Adjusted (Deficit)/Surplus           |                          |                          | (1,085,831)                           | (1,336,128)                  | (288,298)                  |
| Beginning Fund Balance               | <u>3,109,823</u>         | <u>2,801,213</u>         | <u>2,095,481</u>                      | <u>3,088,280</u>             | <u>1,752,152</u>           |
| Ending Fund Balance                  | <u>\$ 2,801,213</u>      | <u>\$ 3,088,280</u>      | <u>\$ 1,009,650</u>                   | <u>\$ 1,752,152</u>          | <u>\$ 1,463,854</u>        |

City of Kenai  
Fiscal Year 2027 Operating Budget

Fund 008 - Airport Fund  
Department:- Airport Summary - Line Item

| Account Number                            | Expense Description         | FY2025 Actual       | Five year Historical Average | Original Budget FY2026 | Amended Budget      | Proposed FY2027     | Increase (Decrease) FY2026 Original | % Change        |
|---|-----------------------------|---------------------|------------------------------|------------------------|---------------------|---------------------|-------------------------------------|-----------------|
| <b>Salaries and Benefits</b>              |                             |                     |                              |                        |                     |                     |                                     |                 |
| 0100                                      | Salaries                    | \$ 528,470          | \$ 514,593                   | \$ 584,090             | \$ 584,090          | \$ 607,440          | \$ 23,350                           | 4.00%           |
| 0200                                      | Overtime                    | 25,267              | 29,608                       | 42,719                 | 42,719              | 35,602              | (7,117)                             | (16.66%)        |
| 0250                                      | Holiday Pay                 | -                   | -                            | -                      | -                   | -                   | -                                   | -               |
| 0300                                      | Leave                       | 1,634               | 21,974                       | 11,179                 | 11,179              | 17,522              | 6,343                               | 56.74%          |
| 0400                                      | Medicare                    | 8,011               | 8,181                        | 9,250                  | 9,250               | 9,579               | 329                                 | 3.56%           |
| 0450                                      | Social Security             | 797                 | 1,907                        | 6,068                  | 6,068               | 1,692               | (4,376)                             | (72.12%)        |
| 0500                                      | PERS                        | 140,160             | 136,734                      | 170,501                | 170,501             | 183,742             | 13,241                              | 7.77%           |
| 0600                                      | Unemployment Insurance      | -                   | 261                          | 3,191                  | 3,191               | 3,302               | 111                                 | 3.48%           |
| 0700                                      | Workers Compensation        | 9,576               | 8,746                        | 10,488                 | 10,488              | 16,515              | 6,027                               | 57.47%          |
| 0800                                      | Health & Life Insurance     | 159,797             | 157,920                      | 159,797                | 159,797             | 119,850             | (39,947)                            | (25.00%)        |
| 0900                                      | Supplemental Retirement     | 13,243              | 8,994                        | 13,872                 | 13,872              | 13,620              | (252)                               | (1.82%)         |
| <b>Total Salaries &amp; Benefits</b>      |                             | <b>\$ 886,955</b>   | <b>\$ 888,918</b>            | <b>\$ 1,011,155</b>    | <b>\$ 1,011,155</b> | <b>\$ 1,008,864</b> | <b>\$ (2,291)</b>                   | <b>(0.23%)</b>  |
| <b>Maintenance and Operations</b>         |                             |                     |                              |                        |                     |                     |                                     |                 |
| 2021                                      | Office Supplies             | 997                 | 916                          | 1,625                  | 1,625               | 1,550               | (75)                                | (4.62%)         |
| 2022                                      | Operating & Repair Supplies | 179,629             | 227,083                      | 339,154                | 333,154             | 300,050             | (39,104)                            | (11.53%)        |
| 2024                                      | Small Tools/Minor Equipment | 11,765              | 22,685                       | 17,260                 | 17,260              | 27,500              | 10,240                              | 59.33%          |
| 2026                                      | Computer Software           | 7,767               | 5,355                        | 8,180                  | 8,180               | 8,580               | 400                                 | 4.89%           |
| 4531                                      | Professional Services       | 60,073              | 27,045                       | 92,117                 | 145,989             | 61,364              | (30,753)                            | (33.38%)        |
| 4532                                      | Communications              | 15,890              | 14,765                       | 13,644                 | 13,644              | 14,864              | 1,220                               | 8.94%           |
| 4533                                      | Travel & Transportation     | 14,265              | 8,813                        | 25,870                 | 25,870              | 21,855              | (4,015)                             | (15.52%)        |
| 4534                                      | Advertising                 | 2,394               | 3,480                        | 10,000                 | 10,000              | 6,800               | (3,200)                             | (32.00%)        |
| 4535                                      | Printing & Binding          | 594                 | 1,188                        | 2,800                  | 2,800               | 2,800               | -                                   | -               |
| 4536                                      | Insurance                   | 194,022             | 135,713                      | 149,129                | 149,129             | 154,210             | 5,081                               | 3.41%           |
| 4537                                      | Utilities                   | 444,815             | 423,470                      | 569,462                | 569,462             | 570,230             | 768                                 | 0.13%           |
| 4538                                      | Repair & Maintenance        | 236,962             | 180,411                      | 282,237                | 286,222             | 263,052             | (19,185)                            | (6.80%)         |
| 4539                                      | Rentals                     | 3,071               | 2,569                        | 6,300                  | 6,300               | 8,300               | 2,000                               | 31.75%          |
| 4540                                      | Equip. Fund Pmts.           | -                   | -                            | -                      | -                   | -                   | -                                   | -               |
| 4541                                      | Postage                     | -                   | -                            | -                      | -                   | -                   | -                                   | -               |
| 4666                                      | Books                       | -                   | -                            | -                      | -                   | -                   | -                                   | -               |
| 4667                                      | Dues & Publications         | 370                 | 495                          | 1,475                  | 1,475               | 1,475               | -                                   | -               |
| 4999                                      | General Contingency         | -                   | -                            | -                      | -                   | -                   | -                                   | -               |
| 5041                                      | Miscellaneous               | 30,799              | 13,242                       | 3,750                  | 3,750               | 1,750               | (2,000)                             | (53.33%)        |
| 5045                                      | Depreciation                | -                   | -                            | -                      | -                   | -                   | -                                   | -               |
| 5047                                      | Grants to Agencies          | -                   | 20,316                       | -                      | -                   | -                   | -                                   | -               |
| <b>Total Maint. and Operations</b>        |                             | <b>\$ 1,203,413</b> | <b>\$ 1,087,546</b>          | <b>\$ 1,523,003</b>    | <b>\$ 1,574,860</b> | <b>\$ 1,444,380</b> | <b>\$ (78,623)</b>                  | <b>(5.16%)</b>  |
| <b>Capital Outlay &amp; Transfers</b>     |                             |                     |                              |                        |                     |                     |                                     |                 |
| 8061                                      | Land                        | -                   | 4,898                        | -                      | -                   | -                   | -                                   | -               |
| 8062                                      | Buildings                   | -                   | -                            | -                      | -                   | -                   | -                                   | -               |
| 8063                                      | Improvements                | -                   | -                            | -                      | -                   | -                   | -                                   | -               |
| 8064                                      | Machinery & Equipment       | -                   | 1,842                        | -                      | 12,634              | 30,000              | 30,000                              | -               |
| 9090                                      | Transfers                   | 1,263,837           | 2,507,329                    | 2,459,100              | 2,459,100           | 1,558,900           | (900,200)                           | (36.61%)        |
| <b>Total Capital Outlay and Transfers</b> |                             | <b>\$ 1,263,837</b> | <b>\$ 2,514,069</b>          | <b>\$ 2,459,100</b>    | <b>\$ 2,471,734</b> | <b>\$ 1,588,900</b> | <b>\$ (870,200)</b>                 | <b>(35.39%)</b> |
| <b>Department Total:</b>                  |                             | <b>\$ 3,354,205</b> | <b>\$ 4,490,533</b>          | <b>\$ 4,993,258</b>    | <b>\$ 5,057,749</b> | <b>\$ 4,042,144</b> | <b>\$ (951,114)</b>                 | <b>(19.05%)</b> |

**City of Kenai  
Fiscal Year 2027 Operating Budget**

**Fund 008 – Airport Fund  
Department 461 – Airport Terminal**

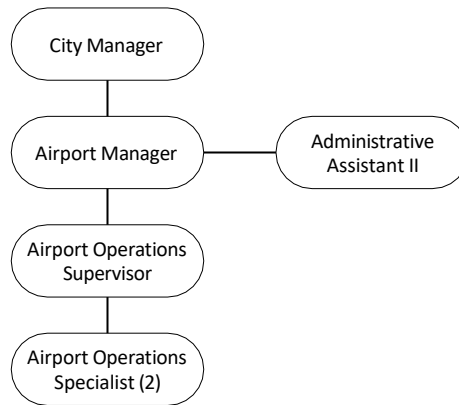
**Mission**

Provide high-quality, safe air travel services to the citizens of the Kenai Peninsula and visitors through facilities and services.

**Functions & Responsibilities**

Airport Administration is responsible for general management, regulatory compliance, and development of the terminal facilities. These functions include airline recruitment and lease support within the terminal.

**Organizational Chart**



*\*The Organizational Chart depicts Airport exclusive employees and does not include employees from other departments, which are allocated to the Airport, and the supervision of those employees is performed outside of the Airport.*

**Staffing**

| Position Title                       | FY23 Actual |       | FY24 Actual |       | FY25 Actual |       | Projected FY26 |       | Proposed FY27 |       | Projected FY28 |       |
|--------------------------------------|-------------|-------|-------------|-------|-------------|-------|----------------|-------|---------------|-------|----------------|-------|
|                                      | FTE         | Grade | FTE         | Grade | FTE         | Grade | FTE            | Grade | FTE           | Grade | FTE            | Grade |
| Building Maintenance Foreman         | -           | -     | -           | -     | -           | -     | .17            | 21    | .17           | 21    | .17            | 21    |
| Building Maintenance Technician      | .17         | 17    | .17         | 17    | .17         | 16    | .17            | 16    | .17           | 16    | .17            | 16    |
| Airport Operations Specialist        | 1           | 16    | 1           | 16    | 1           | 16    | 1              | 16    | 1             | 16    | 1              | 16    |
| Administrative Assistant II          | .33         | 14    | .33         | 14    | .33         | 14    | .33            | 14    | .33           | 14    | .33            | 14    |
| Building Maintenance Lead Technician | .17         | 19    | .17         | 19    | .17         | 19    | -              | -     | -             | -     | -              | -     |

**Average Overtime Per Position (hours)**

| Position Title                       | FY23 Actual | FY24 Actual | FY25 Actual | Projected FY26 | Proposed FY27 | Projected FY28 |
|--------------------------------------|-------------|-------------|-------------|----------------|---------------|----------------|
| Building Maintenance Lead Technician | 2           | 5           | 5           | 5              | 5             | 5              |
| Building Maintenance Technician      | 2           | 5           | 5           | 5              | 5             | 5              |
| Airport Operations Specialist        | -           | -           | -           | -              | -             | -              |
| Administrative Assistant II          | -           | -           | 208         | -              | -             | -              |

## Performance Measures

| Calendar Year                     | 2022   | 2023     | 2024   | 2025      | 2026    |
|-----------------------------------|--------|----------|--------|-----------|---------|
| Enplanements                      | 73,465 | **71,605 | 75,449 | ***77,417 | *79,393 |
| Percent Change from Previous Year | ▲ 10%  | ▼ 3%     | ▲ 5%   | ▲ 2.5%    | ▲ 2.5%  |
| Percentage of Tenant Areas Leased | 87%    | 83%      | 83%    | 98%       | 78%     |

\*Projected Figure

\*\*Reflects RAVN leaving in October 2023

\*\*\*Reflects Aleutian starting service in June 2025 and Kenai Aviation stopping service in November 2025

## FY26 Department Goals Evaluation

1. Lease 100% of the terminal leases
  - *Not Achieved -78% of the spaces have been rented. The terminal has two empty areas available for lease: 1) a car rental counter and office, and 2) an airline counter and office space.*
2. Conduct a survey of tenants and travelers on the use of the terminal.
  - *Not Achieved. This is being pushed to FY27.*
3. Document Department Policies and Procedures: The Airport Administration will document twelve policies.
  - *Not Achieved. This goal is being deferred to FY27 due to department turnover and will be worked on with the new Director.*

## FY27 Department Goals

1. Lease 100% of the terminal spaces.
2. Conduct a survey of tenants and travelers on the use of the terminal.
3. Document Department Policies and Procedures: The Airport Administration will document twelve policies.
4. Proceed with the security camera project in and outside of the terminal building.

## Future Considerations

The terminal parking lot is reaching the end of its useful life. Reconstruction will be costly. Revenue-generating parking lots are not AIP eligible. Plan for long-term reconstruction, which may include a phased approach to the project.

Terminal expansion to accommodate jet service with over 60 seats; TSA area, passenger secure area, security badging, and other processes necessary to update Airport Security Plan (ASP).

City of Kenai  
Fiscal Year 2027 Operating Budget

Fund 008 - Airport Fund  
Department:- Airport Terminal

| Account Number                               | Expense Description                       | FY2025 Actual     | Five year Historical Average | Original Budget FY2026 | Amended Budget    | Proposed FY2027   | Increase (Decrease) FY2026 Original | % Change       |
|--|---|-------------------|------------------------------|------------------------|-------------------|-------------------|-------------------------------------|----------------|
| <b><u>Salaries and Benefits</u></b>          |   |                   |                              |                        |                   |                   |                                     |                |
| 0100   | Salaries                                  | \$ 119,941        | \$ 99,719                    | \$ 119,112             | \$ 119,112        | \$ 123,120        | \$ 4,008                            | 3.36%          |
| 0200   | Overtime                                  | 5,076             | 2,351                        | 8,904                  | 8,904             | 8,780             | (124)                               | (1.39%)        |
| 0250   | Holiday Pay                               | -                 | -                            | -                      | -                 | -                 | -                                   | -              |
| 0300   | Leave                                     | -                 | 1,765                        | 3,508                  | 3,508             | 3,830             | 322                                 | 9.18%          |
| 0400   | Medicare                                  | 1,776             | 1,501                        | 1,907                  | 1,907             | 1,969             | 62                                  | 3.25%          |
| 0450   | Social Security                           | -                 | -                            | -                      | -                 | -                 | -                                   | -              |
| 0500   | PERS                                      | 33,213            | 29,334                       | 36,267                 | 36,267            | 39,359            | 3,092                               | 8.53%          |
| 0600   | Unemployment Insurance                    | -                 | 45                           | 658                    | 658               | 679               | 21                                  | 3.19%          |
| 0700   | Workers Compensation                      | 2,793             | 2,105                        | 3,066                  | 3,066             | 3,696             | 630                                 | 20.55%         |
| 0800   | Health & Life Insurance                   | 44,626            | 44,106                       | 44,626                 | 44,626            | 33,470            | (11,156)                            | (25.00%)       |
| 0900   | Supplemental Retirement                   | 2,930             | 2,105                        | 4,148                  | 4,148             | 4,534             | 386                                 | 9.31%          |
|  | <b>Total Salaries &amp; Benefits</b>      | <b>\$ 210,355</b> | <b>\$ 183,031</b>            | <b>\$ 222,196</b>      | <b>\$ 222,196</b> | <b>\$ 219,437</b> | <b>\$ (2,759)</b>                   | <b>(1.24%)</b> |
| <b><u>Maintenance and Operations</u></b>     |   |                   |                              |                        |                   |                   |                                     |                |
| 2021   | Office Supplies                           | 638               | 414                          | 650                    | 650               | 650               | -                                   | -              |
| 2022   | Operating & Repair Supplies               | 11,313            | 15,065                       | 18,000                 | 22,000            | 21,700            | 3,700                               | 20.56%         |
| 2024   | Small Tools/Minor Equipment               | 840               | 3,109                        | 1,000                  | 1,000             | 1,000             | -                                   | -              |
| 2026   | Computer Software                         | 2,000             | 1,233                        | 2,000                  | 2,000             | 2,000             | -                                   | -              |
| 4531   | Professional Services                     | 10,128            | 2,228                        | 2,000                  | 15,872            | 2,000             | -                                   | -              |
| 4532   | Communications                            | 3,429             | 2,018                        | 2,383                  | 2,383             | 2,828             | 445                                 | 18.67%         |
| 4533   | Travel & Transportation                   | 1,347             | 512                          | 1,600                  | 1,600             | 1,600             | -                                   | -              |
| 4534   | Advertising                               | 749               | 455                          | 2,000                  | 2,000             | 1,800             | (200)                               | (10.00%)       |
| 4535   | Printing & Binding                        | 73                | 255                          | 800                    | 800               | 800               | -                                   | -              |
| 4536   | Insurance                                 | 17,597            | 13,055                       | 17,753                 | 17,753            | 26,086            | 8,333                               | 46.94%         |
| 4537   | Utilities                                 | 123,889           | 135,671                      | 146,487                | 146,487           | 140,875           | (5,612)                             | (3.83%)        |
| 4538   | Repair & Maintenance                      | 162,228           | 146,340                      | 178,780                | 174,780           | 186,795           | 8,015                               | 4.48%          |
| 4539   | Rentals                                   | -                 | 173                          | -                      | -                 | -                 | -                                   | -              |
| 4540   | Equip. Fund Pmts.                         | -                 | -                            | -                      | -                 | -                 | -                                   | -              |
| 4541   | Postage                                   | -                 | -                            | -                      | -                 | -                 | -                                   | -              |
| 4666   | Books                                     | -                 | -                            | -                      | -                 | -                 | -                                   | -              |
| 4667   | Dues & Publications                       | -                 | -                            | -                      | -                 | -                 | -                                   | -              |
| 4999   | Contingency                               | -                 | -                            | -                      | -                 | -                 | -                                   | -              |
| 5041   | Miscellaneous                             | -                 | 65                           | -                      | -                 | -                 | -                                   | -              |
| 5045   | Depreciation                              | -                 | -                            | -                      | -                 | -                 | -                                   | -              |
| 5047   | Grants to Agencies                        | -                 | -                            | -                      | -                 | -                 | -                                   | -              |
|  | <b>Total Maint. and Operations</b>        | <b>\$ 334,231</b> | <b>\$ 320,593</b>            | <b>\$ 373,453</b>      | <b>\$ 387,325</b> | <b>\$ 388,134</b> | <b>\$ 14,681</b>                    | <b>3.93%</b>   |
| <b><u>Capital Outlay &amp; Transfers</u></b> |   |                   |                              |                        |                   |                   |                                     |                |
| 8061   | Land                                      | -                 | -                            | -                      | -                 | -                 | -                                   | -              |
| 8062   | Buildings                                 | -                 | -                            | -                      | -                 | -                 | -                                   | -              |
| 8063   | Improvements                              | -                 | -                            | -                      | -                 | -                 | -                                   | -              |
| 8064   | Machinery & Equipment                     | -                 | 608                          | -                      | 12,634            | -                 | -                                   | -              |
| 9090   | Transfers Out                             | 61,800            | 132,360                      | 61,600                 | 61,600            | 64,200            | 2,600                               | 4.22%          |
|  | <b>Total Capital Outlay and Transfers</b> | <b>\$ 61,800</b>  | <b>\$ 132,968</b>            | <b>\$ 61,600</b>       | <b>\$ 74,234</b>  | <b>\$ 64,200</b>  | <b>\$ 2,600</b>                     | <b>4.22%</b>   |
|  | <b>Department Total:</b>                  | <b>\$ 606,386</b> | <b>\$ 636,592</b>            | <b>\$ 657,249</b>      | <b>\$ 683,755</b> | <b>\$ 671,771</b> | <b>\$ 14,522</b>                    | <b>2.21%</b>   |

City of Kenai  
Fiscal Year 2027 Operating Budget

Fund 006 - Personal Use Fishery Fund  
Department: 61 - Airport Terminal

**2022 Operating & Repair Supplies.** Janitorial supplies, generator fuel, and other general operating supplies for operation of the terminal, including ice melt, pay station supplies, and parking permits/violations. Vending machine supplies.

**4538 Repair & Maintenance.** Professional services for repair and maintenance of the terminal including janitorial and security services. Annual mechanical, AED and fire systems inspections. Window washing, elevator repairs, parking machine monitoring and annual warranty, flight monitor systems 'cloud' services and website link.

**4531 Professional Services.** Miscellaneous engineering services.

**9090 Transfers Out.** \$64,200 Central administration charges from General Fund.

**City of Kenai  
Fiscal Year 2027 Operating Budget**

**Fund 008 – Airport Fund  
Department 462 – Airport Airfield**

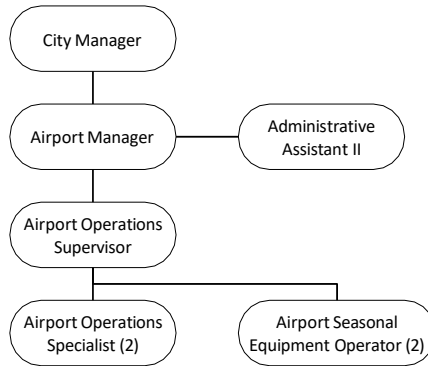
**Mission**

To ensure the safety and security of aircraft and the traveling public and to operate the airport in compliance with the rules, regulations, and standards prescribed, including but not limited to, Title 14 of the Code of Federal Regulations Part 139.

**Functions & Responsibilities**

The Airport Operations Section is responsible for the daily operation and maintenance of the airport.

**Organizational Chart**



**Staffing**

| Position Title                | FY23 Actual |       | FY24 Actual |       | Actual FY25 |       | Projected FY26 |       | Proposed FY27 |       | Projected FY28 |       |
|-------------------------------|-------------|-------|-------------|-------|-------------|-------|----------------|-------|---------------|-------|----------------|-------|
|                               | FTE         | Grade | FTE         | Grade | FTE         | Grade | FTE            | Grade | FTE           | Grade | FTE            | Grade |
| Airport Operations Supervisor | 1           | 20    | 1           | 20    | 21          | 21    | 1              | 21    | 1             | 21    | 1              | 21    |
| Airport Operations Specialist | 1           | 16    | 1           | 16    | 1           | 16    | 1              | 16    | 1             | 16    | 1              | 16    |
| Seasonal Equipment Operator   | .83         | 16    | .83         | 16    | 1           | 16    | 1              | 16    | .83           | 16    | .83            | 16    |
| Temporary Equipment Operator  | .39         | T16   | .39         | T16   | .39         | T16   | .39            | T16   | .39           | T16   | .39            | T16   |

**Average Overtime per Position (hours)**

| Position Title                | FY23 Actual | FY24 Actual | FY25 Actual | Projected FY26 | Proposed FY27 | Projected FY28 |
|-------------------------------|-------------|-------------|-------------|----------------|---------------|----------------|
| Airport Operations Supervisor | 226         | 38          | 140         | 173            | 173           | 173            |
| Airport Operations Specialist | 271         | 240         | 181         | 160            | 160           | 160            |
| Seasonal Equipment Operator   | 47          | 171         | 99          | 150            | 150           | 150            |
| Temporary Equipment Operator  | -           | 171         | 99          | -              | -             | -              |

## Performance Measures

| Calendar Year                  | 2022             | 2023             | 2024  | 2025 | 2026<br>(Projected) |
|--------------------------------|------------------|------------------|-------|------|---------------------|
| Hazing Activity                | 4,554            | 10,715           | 7,925 | 3216 | 6,602               |
| Bird Strikes                   | 2                | 1                | 1     | 0    | 0                   |
| Airfield Workorders Completed  | 198 <sup>‡</sup> | 303 <sup>‡</sup> | 114   | 236  | 212                 |
| FAA Annual Inspection Findings | 15               | 1                | 3     | 8    | TBD                 |

\*NO FAA Certification Inspection due to COVID-19

‡Airfield Work Order Tracking began 4/28/2022

## FY26 Department Goals Evaluation

The following goals support the Imagine Kenai 2030 City of Kenai Comprehensive Plan Goal 5 – Transportation: Provide transportation systems that are efficient and adequate to serve the regional needs of the community:

1. Receive no FAA findings during the annual Airport Certification Inspection.
  - *Not Achieved. Certification inspection is scheduled for April 2026*
2. Reduce wildlife interactions and hazing events. Hazing activity will be reduced by 5% utilizing sound-producing devices (i.e., cannon)
  - *Not Achieved. No sound-producing equipment was purchased.*

## FY27 Department Goals

1. Receive no FAA findings during the annual Airport Certification Inspection.
2. Reduce wildlife interactions and hazing events.
3. Successful completion of the 2026 Runway Rehabilitation Project with the reopening of the 02L/20R runway in September 2026

## Future Considerations

Upon completion of the Master Plan, establish a new Capital Improvement Program. FAA grants will be pursued for the Perimeter and Security Fence line Improvements, Taxiway Sierra with Access Control and Lease lots, SRE replacement, Airfield Marking, and apron and Willow Street extension.

These projects put the Airport in a great position to support the City of Kenai economically for the next 20 years.

**City of Kenai  
Fiscal Year 2027 Operating Budget**

**Fund 008 - Airport Fund  
Department:- Airport Airfield**

| <u>Account Number</u>                        | <u>Expense Description</u>                       | <u>FY2025 Actual</u>       | <u>Five year Historical Average</u> | <u>Original Budget FY2026</u> | <u>Amended Budget</u>      | <u>Proposed FY2027</u>     | <u>Increase (Decrease) FY2026 Original</u> | <u>% Change</u>        |
|--|--|----------------------------|-------------------------------------|-------------------------------|----------------------------|----------------------------|--|------------------------|
| <b><u>Salaries and Benefits</u></b>          |  |                            |                                     |                               |                            |                            |  |                        |
| 0100   | Salaries   | \$ 205,365                 | \$ 217,570                          | \$ 246,275                    | \$ 246,275                 | \$ 246,050                 | \$ (225)                                   | (0.09%)                |
| 0200   | Overtime   | 18,355                     | 26,154                              | 32,584                        | 32,584                     | 24,765                     | (7,819)                                    | (24.00%)               |
| 0250   | Holiday Pay                                      | -                          | -                                   | -                             | -                          | -                          | -  | -                      |
| 0300   | Leave  | -                          | 9,826                               | 3,194                         | 3,194                      | 4,784                      | 1,590                                      | 49.78%                 |
| 0400   | Medicare   | 3,183                      | 3,634                               | 4,090                         | 4,090                      | 3,997                      | (93)                                       | (2.27%)                |
| 0450   | Social Security                                  | 797                        | 1,832                               | 6,068                         | 6,068                      | 1,692                      | (4,376)                                    | (72.12%)               |
| 0500   | PERS   | 54,402                     | 57,593                              | 71,926                        | 71,926                     | 72,668                     | 742  | 1.03%                  |
| 0600   | Unemployment Insurance                           | -                          | 124                                 | 1,410                         | 1,410                      | 1,377                      | (33)                                       | (2.34%)                |
| 0700   | Workers Compensation                             | 5,604                      | 5,413                               | 6,264                         | 6,264                      | 7,143                      | 879  | 14.03%                 |
| 0800   | Health & Life Insurance                          | 53,444                     | 52,847                              | 53,444                        | 53,444                     | 40,084                     | (13,360)                                   | (25.00%)               |
| 0900   | Supplemental Retirement                          | 3,337                      | 2,782                               | 4,746                         | 4,746                      | 5,038                      | 292  | 6.15%                  |
|  | <b><u>Total Salaries &amp; Benefits</u></b>      | <b><u>\$ 344,487</u></b>   | <b><u>\$ 377,775</u></b>            | <b><u>\$ 430,001</u></b>      | <b><u>\$ 430,001</u></b>   | <b><u>\$ 407,598</u></b>   | <b><u>\$ (22,403)</u></b>                  | <b><u>(5.21%)</u></b>  |
| <b><u>Maintenance and Operations</u></b>     |  |                            |                                     |                               |                            |                            |  |                        |
| 2021   | Office Supplies                                  | 205                        | 189                                 | 475                           | 475                        | 400                        | (75)                                       | (15.79%)               |
| 2022   | Operating & Repair Supplies                      | 125,911                    | 168,201                             | 279,804                       | 269,804                    | 237,000                    | (42,804)                                   | (15.30%)               |
| 2024   | Small Tools/Minor Equipment                      | 10,307                     | 17,107                              | 13,960                        | 13,960                     | 24,850                     | 10,890                                     | 78.01%                 |
| 2026   | Computer Software                                | 2,808                      | 2,101                               | 3,020                         | 3,020                      | 3,320                      | 300  | 9.93%                  |
| 4531   | Professional Services                            | 11,808                     | 9,444                               | 45,188                        | 45,188                     | 14,435                     | (30,753)                                   | (68.06%)               |
| 4532   | Communications                                   | 6,395                      | 6,944                               | 7,740                         | 7,740                      | 7,830                      | 90   | 1.16%                  |
| 4533   | Travel & Transportation                          | 7,439                      | 4,367                               | 11,710                        | 11,710                     | 14,295                     | 2,585                                      | 22.08%                 |
| 4534   | Advertising                                      | -                          | 514                                 | 500                           | 500                        | 500                        | -  | -                      |
| 4535   | Printing & Binding                               | 285                        | 395                                 | 1,000                         | 1,000                      | 1,000                      | -  | -                      |
| 4536   | Insurance  | 171,058                    | 117,188                             | 123,229                       | 123,229                    | 119,812                    | (3,417)                                    | (2.77%)                |
| 4537   | Utilities  | 178,017                    | 183,104                             | 284,540                       | 284,540                    | 288,900                    | 4,360                                      | 1.53%                  |
| 4538   | Repair & Maintenance                             | 22,596                     | 14,396                              | 26,300                        | 34,285                     | 23,250                     | (3,050)                                    | (11.60%)               |
| 4539   | Rentals  | 1,523                      | 988                                 | 4,500                         | 4,500                      | 6,500                      | 2,000                                      | 44.44%                 |
| 4540   | Equip. Fund Pmts.                                | -                          | -                                   | -                             | -                          | -                          | -  | -                      |
| 4541   | Postage  | -                          | -                                   | -                             | -                          | -                          | -  | -                      |
| 4666   | Books  | -                          | -                                   | -                             | -                          | -                          | -  | -                      |
| 4667   | Dues & Publications                              | -                          | -                                   | -                             | -                          | -                          | -  | -                      |
| 4999   | Contingency                                      | -                          | -                                   | -                             | -                          | -                          | -  | -                      |
| 5041   | Miscellaneous                                    | -                          | 619                                 | 500                           | 500                        | 500                        | -  | -                      |
| 5045   | Depreciation                                     | -                          | -                                   | -                             | -                          | -                          | -  | -                      |
| 5047   | Grants to Agencies                               | -                          | -                                   | -                             | -                          | -                          | -  | -                      |
|  | <b><u>Total Maint. and Operations</u></b>        | <b><u>\$ 538,352</u></b>   | <b><u>\$ 525,557</u></b>            | <b><u>\$ 802,466</u></b>      | <b><u>\$ 800,451</u></b>   | <b><u>\$ 742,592</u></b>   | <b><u>\$ (59,874)</u></b>                  | <b><u>(7.46%)</u></b>  |
| <b><u>Capital Outlay &amp; Transfers</u></b> |  |                            |                                     |                               |                            |                            |  |                        |
| 8061   | Land   | -                          | -                                   | -                             | -                          | -                          | -  | -                      |
| 8062   | Buildings  | -                          | -                                   | -                             | -                          | -                          | -  | -                      |
| 8063   | Improvements                                     | -                          | -                                   | -                             | -                          | -                          | -  | -                      |
| 8064   | Machinery & Equipment                            | -                          | -                                   | -                             | -                          | -                          | -  | -                      |
| 9090   | Transfers Out                                    | 1,129,861                  | 2,044,334                           | 1,925,000                     | 1,925,000                  | 1,421,100                  | (503,900)                                  | (26.18%)               |
|  | <b><u>Total Capital Outlay and Transfers</u></b> | <b><u>\$ 1,129,861</u></b> | <b><u>\$ 2,044,334</u></b>          | <b><u>\$ 1,925,000</u></b>    | <b><u>\$ 1,925,000</u></b> | <b><u>\$ 1,421,100</u></b> | <b><u>\$ (503,900)</u></b>                 | <b><u>(26.18%)</u></b> |
|  | <b>Department Total:</b>                         | <b><u>\$ 2,012,700</u></b> | <b><u>\$ 2,947,666</u></b>          | <b><u>\$ 3,157,467</u></b>    | <b><u>\$ 3,155,452</u></b> | <b><u>\$ 2,571,290</u></b> | <b><u>\$ (586,177)</u></b>                 | <b><u>(18.56%)</u></b> |

**City of Kenai  
Fiscal Year 2027 Operating Budget**

**Fund 006 - Personal Use Fishery Fund  
Department: 62 - Airport Airfield**

|  |  |
|--|--|
| <p><b>2022 Operating &amp; Repair Supplies.</b> Supplies including fuel, brooms, runway lights, solid deicer, urea, potassium acetate, nitrogen, wildlife hazing supplies, PPE's, loader tires, propane, diesel exhaust fluid, runway sand and miscellaneous operating supplies.</p> | <p><b>4538 Repairs and Maintenance.</b> Annual calibrations, fire alarm and suppression system testing, boiler and mechanical inspections and service agreements. Includes miscellaneous contractor repairs.</p> |
| <p><b>2024 Small Tools &amp; Minor Equipment.</b> Includes 4 computer replacements, KFD structural gear (2 sets), and radios. Two bed frames and one recliner.</p>   | <p><b>4539 Rentals.</b> Annual Air Fair tents, tables and chairs rental.</p>   |
| <p><b>4531 Professional Services.</b> Annual stormwater permit, pre-employment tests, annual hazard management plan review and other professional services.</p>  | <p><b>9090 Transfers Out.</b> \$1,041,000 Central administrative charges from General Fund and \$380,100 transfer to Airport capital projects.</p>   |

**City of Kenai  
Fiscal Year 2027  
Operating Budget**

**Fund 008 – Airport Fund  
Department 463 – Airport Administration**

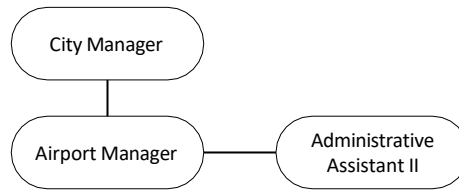
**Mission**

The mission of Kenai Municipal Airport is to be the commercial air transportation gateway to the Kenai Peninsula Borough and West Cook Inlet.

**Functions & Responsibilities**

Airport Administration is responsible for general management, regulatory compliance, and airport development.

**Organizational Chart**



**Staffing**

| Position Title              | FY23 Actual |       | FY24 Actual |       | FY25 Actual |       | Projected FY26 |       | Proposed FY27 |       | Projected FY28 |       |
|-----------------------------|-------------|-------|-------------|-------|-------------|-------|----------------|-------|---------------|-------|----------------|-------|
|                             | FTE         | Grade | FTE         | Grade | FTE         | Grade | FTE            | Grade | FTE           | Grade | FTE            | Grade |
| Airport Manager             | 1           | 25    | 1           | 25    | 1           | 25    | 1              | 25    | 1             | 25    | 1              | 25    |
| Administrative Assistant II | .67         | 14    | .67         | 14    | .67         | 14    | .67            | 14    | .67           | 14    | .67            | 14    |

**Average Overtime Per Position (hours)**

| Position Title              | FY23 Actual | FY24 Actual | FY25 Actual | Projected FY26 | Proposed FY27 | Projected FY28 |
|-----------------------------|-------------|-------------|-------------|----------------|---------------|----------------|
| Airport Manager             | N/A         | N/A         | N/A         | N/A            | N/A           | N/A            |
| Administrative Assistant II | 21.5        | 27          | 28          | 32             | 32            | 32             |

**Performance Measures**

| Calendar Year | 2022   | 2023   | 2024   | 2025   | 2026*  |
|---------------|--------|--------|--------|--------|--------|
| Enplanements  | 73,465 | 71,605 | 75,449 | 77,417 | 79,953 |

\*Projected

| Fiscal Year                 | 2022         | 2023       | 2024         | 2025          | 2026*         |
|-----------------------------|--------------|------------|--------------|---------------|---------------|
| Cost per Enplaned Passenger | \$ 7.65      | \$ 7.96    | \$ 7.42      | \$ 7.70       | \$ 7.40       |
| Airline Rents & Leases      | \$ 201,462   | \$ 350,375 | \$ 280,516   | \$ 362,580    | \$ 358,576    |
| Airline Landing Fees        | \$ 211,221   | \$ 226,562 | \$ 253,255   | \$ 234,023    | \$ 228,952    |
| FAA Grant Offers            | \$ 2,175,398 | \$ 313,625 | \$ 2,458,804 | \$ 33,331,147 | \$ 23,325,421 |

\*Projected

## **FY26 Department Goals Evaluation**

1. Air Service Development. This will involve identifying current patterns, understanding passenger demand, evaluating potential routes, and assessing the economic feasibility of new and existing service routes. This will include completing the leakage study. By addressing these aspects, the airport can strategically plan services to capture more traffic and enhance connectivity with the lower 48 states. The Airport will also look to apply for the Small Community Air Service Development Program Grant.
  - *Partially Achieved. A leakage study was completed, showing there is a market for additional services. We worked with Volaire and reached out to Airlines to showcase Kenai. The Administration will also be attending an airline conference in April 2026. Additionally, the airport will be applying for the Small Community Air Service Development Grant when the application period opens.*
2. Policy Documentation: The Airport Administration Department will document twelve policies in fiscal year 2026.
  - *Not Achieved. This goal is being deferred to FY27 due to department turnover and will be addressed with the new Director.*

## **FY27 Department Goals**

The following goals support City of Kenai Comprehensive Plan Goal 2 – Economic Development to support the fiscal health of Kenai, Goal 4 – Public improvements and services: Provide adequate public improvements and services in Kenai, and Goal 5 – Transportation: Provide transportation systems that are efficient and adequate to serve the regional needs of the community.

1. Air Service Development: Continuing to work with Volaire Aviation Consulting to showcase the findings of the leakage study; by addressing these aspects, the airport can strategically plan services to capture more traffic and enhance connectivity with the lower 48 states. The Airport will also be applying for the Small Community Air Service Development Program Grant. The Airport will continue to attend conferences and hold discussions with Airlines.
2. Market for an airline to fill the void left by Kenai Aviation terminating service to Kenai.
3. Complete the update to the Airport Master Plan by the end of 2026.
4. Policy Documentation. The Airport Administration Department will document twelve policies.

## **Future Considerations**

Consider the diversity of the airport's revenue sources and pursue additional revenue opportunities.

**City of Kenai  
Fiscal Year 2027 Operating Budget**

**Fund 008 - Airport Fund  
Department:- Airport Administration**

| <u>Account Number</u>                        | <u>Expense Description</u>                       | <u>FY2025 Actual</u>     | <u>Five year Historical Average</u> | <u>Original Budget FY2026</u> | <u>Amended Budget</u>    | <u>Proposed FY2027</u>   | <u>Increase (Decrease) FY2026 Original</u> | <u>% Change</u>        |
|--|--|--------------------------|-------------------------------------|-------------------------------|--------------------------|--------------------------|--|------------------------|
| <b><u>Salaries and Benefits</u></b>          |  |                          |                                     |                               |                          |                          |  |                        |
| 0100   | Salaries   | \$ 152,420               | \$ 147,890                          | \$ 158,524                    | \$ 158,524               | \$ 174,603               | \$ 16,079                                  | 10.14%                 |
| 0200   | Overtime   | 821                      | 762                                 | 657                           | 657                      | 1,428                    | 771  | 117.35%                |
| 0250   | Holiday Pay                                      | -                        | -                                   | -                             | -                        | -                        | -  | -                      |
| 0300   | Leave  | -                        | 9,150                               | 2,922                         | 2,922                    | 7,267                    | 4,345                                      | 148.70%                |
| 0400   | Medicare   | 2,254                    | 2,307                               | 2,350                         | 2,350                    | 2,657                    | 307  | 13.06%                 |
| 0450   | Social Security                                  | -                        | -                                   | -                             | -                        | -                        | -  | -                      |
| 0500   | PERS   | 40,139                   | 38,388                              | 45,096                        | 45,096                   | 52,529                   | 7,433                                      | 16.48%                 |
| 0600   | Unemployment Insurance                           | -                        | 70                                  | 811                           | 811                      | 916                      | 105  | 12.95%                 |
| 0700   | Workers Compensation                             | 367                      | 467                                 | 340                           | 340                      | 4,559                    | 4,219                                      | 1,240.88%              |
| 0800   | Health & Life Insurance                          | 44,625                   | 44,056                              | 44,625                        | 44,625                   | 33,470                   | (11,155)                                   | (25.00%)               |
| 0900   | Supplemental Retirement                          | 5,615                    | 3,010                               | 4,091                         | 4,091                    | 2,296                    | (1,795)                                    | (43.88%)               |
|  | <b><u>Total Salaries &amp; Benefits</u></b>      | <b><u>\$ 246,241</u></b> | <b><u>\$ 246,100</u></b>            | <b><u>\$ 259,416</u></b>      | <b><u>\$ 259,416</u></b> | <b><u>\$ 279,725</u></b> | <b><u>\$ 20,309</u></b>                    | <b><u>7.83%</u></b>    |
| <b><u>Maintenance and Operations</u></b>     |  |                          |                                     |                               |                          |                          |  |                        |
| 2021   | Office Supplies                                  | 154                      | 313                                 | 500                           | 500                      | 500                      | -  | -                      |
| 2022   | Operating & Repair Supplies                      | 441                      | 764                                 | 850                           | 850                      | 850                      | -  | -                      |
| 2024   | Small Tools/Minor Equipment                      | 477                      | 685                                 | 1,300                         | 1,300                    | 650                      | (650)                                      | (50.00%)               |
| 2026   | Computer Software                                | 959                      | 797                                 | 1,160                         | 1,160                    | 1,260                    | 100  | 8.62%                  |
| 4531   | Professional Services                            | 37,492                   | 10,059                              | 39,929                        | 49,929                   | 39,929                   | -  | -                      |
| 4532   | Communications                                   | 3,592                    | 3,567                               | 2,226                         | 2,226                    | 2,335                    | 109  | 4.90%                  |
| 4533   | Travel & Transportation                          | 2,585                    | 3,287                               | 12,560                        | 12,560                   | 5,960                    | (6,600)                                    | (52.55%)               |
| 4534   | Advertising                                      | 1,645                    | 2,141                               | 4,000                         | 4,000                    | 3,000                    | (1,000)                                    | (25.00%)               |
| 4535   | Printing & Binding                               | 236                      | 538                                 | 1,000                         | 1,000                    | 1,000                    | -  | -                      |
| 4536   | Insurance  | 5,367                    | 5,470                               | 8,147                         | 8,147                    | 8,312                    | 165  | 2.03%                  |
| 4537   | Utilities  | -                        | -                                   | -                             | -                        | -                        | -  | -                      |
| 4538   | Repair & Maintenance                             | -                        | -                                   | -                             | -                        | -                        | -  | -                      |
| 4539   | Rentals  | -                        | -                                   | -                             | -                        | -                        | -  | -                      |
| 4540   | Equip. Fund Pmts.                                | -                        | -                                   | -                             | -                        | -                        | -  | -                      |
| 4541   | Postage  | -                        | -                                   | -                             | -                        | -                        | -  | -                      |
| 4666   | Books  | -                        | -                                   | -                             | -                        | -                        | -  | -                      |
| 4667   | Dues & Publications                              | 370                      | 495                                 | 1,475                         | 1,475                    | 1,475                    | -  | -                      |
| 4999   | Contingency                                      | -                        | -                                   | -                             | -                        | -                        | -  | -                      |
| 5041   | Miscellaneous                                    | 30,799                   | 12,558                              | 3,250                         | 3,250                    | 1,250                    | (2,000)                                    | (61.54%)               |
| 5045   | Depreciation                                     | -                        | -                                   | -                             | -                        | -                        | -  | -                      |
| 5047   | Grants to Agencies                               | -                        | 20,316                              | -                             | -                        | -                        | -  | -                      |
|  | <b><u>Total Maint. and Operations</u></b>        | <b><u>\$ 84,117</u></b>  | <b><u>\$ 60,990</u></b>             | <b><u>\$ 76,397</u></b>       | <b><u>\$ 86,397</u></b>  | <b><u>\$ 66,521</u></b>  | <b><u>\$ (9,876)</u></b>                   | <b><u>(12.93%)</u></b> |
| <b><u>Capital Outlay &amp; Transfers</u></b> |  |                          |                                     |                               |                          |                          |  |                        |
| 8061   | Land   | -                        | -                                   | -                             | -                        | -                        | -  | -                      |
| 8062   | Buildings  | -                        | -                                   | -                             | -                        | -                        | -  | -                      |
| 8063   | Improvements                                     | -                        | -                                   | -                             | -                        | -                        | -  | -                      |
| 8064   | Machinery & Equipment                            | -                        | 1,234                               | -                             | -                        | -                        | -  | -                      |
| 9090   | Transfers Out                                    | 64,000                   | 93,014                              | 72,500                        | 72,500                   | 73,600                   | 1,100                                      | 1.52%                  |
|  | <b><u>Total Capital Outlay and Transfers</u></b> | <b><u>\$ 64,000</u></b>  | <b><u>\$ 94,248</u></b>             | <b><u>\$ 72,500</u></b>       | <b><u>\$ 72,500</u></b>  | <b><u>\$ 73,600</u></b>  | <b><u>\$ 1,100</u></b>                     | <b><u>1.52%</u></b>    |
|  | <b>Department Total:</b>                         | <b><u>\$ 394,358</u></b> | <b><u>\$ 401,338</u></b>            | <b><u>\$ 408,313</u></b>      | <b><u>\$ 418,313</u></b> | <b><u>\$ 419,846</u></b> | <b><u>\$ 11,533</u></b>                    | <b><u>2.82%</u></b>    |

City of Kenai  
Fiscal Year 2027 Operating Budget

Fund 006 - Personal Use Fishery Fund  
Department: 63 - Airport Administration

**2024 Small Tools/Minor Equipment.** Two computer and one printer replacements.

**4531 Professional Services.** AIT domain, miscellaneous professional engineering and TSA clearance. Volaire professional services and Investment management fees.

**4533 Transportation.** Miscellaneous travel to conferences, vehicle stipend, Airport Security Training for new Airport Manager.

**4534 Advertising.** Newspaper advertising of agendas, work sessions etc., and air fair advertising.

**5041 Miscellaneous.** Refreshments for meetings and vending machine supplies.

**9090 Transfers Out.** Central administrative charges from General Fund.

**City of Kenai**  
**Fiscal Year 2027 Operating Budget**  
**Fund 008 – Airport Fund**  
**Department 464 – Other Buildings & Areas**

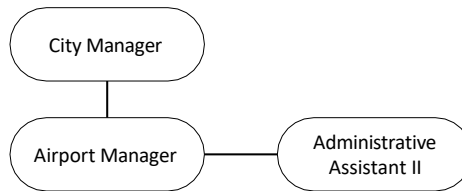
**Mission**

To encourage growth and development of Airport land by simplifying and streamlining the leasing processes to support the Airport and City’s goal of a thriving business community.

**Functions & Responsibilities**

Airport Administration and Planning work together on general management, regulatory compliance, and the development of airport lands that support both aviation and non-aviation activities.

**Organizational Chart**



*\*The Organizational Chart depicts Airport exclusive employees and does not include employees from other departments, which are allocated to the Airport, and the supervision of those employees is performed outside of the Airport.*

**Staffing**

| Position Title                       | FY23 Actual |       | FY24 Actual |       | FY25 Actual |       | Projected FY26 |       | Proposed FY27 |       | Projected FY28 |       |
|--------------------------------------|-------------|-------|-------------|-------|-------------|-------|----------------|-------|---------------|-------|----------------|-------|
|                                      | FTE         | Grade | FTE         | Grade | FTE         | Grade | FTE            | Grade | FTE           | Grade | FTE            | Grade |
| Planning Director                    | .30         | 23    | .30         | 24    | .30         | 24    | .30            | 24    | .30           | 24    | .30            | 24    |
| Building Maintenance Foreman         | -           | -     | -           | -     | -           | -     | .17            | 21    | .17           | 21    | .17            | 21    |
| Building Maintenance Lead Technician | .17         | 19    | .17         | 19    | .17         | 19    | -              | -     | -             | -     | -              | -     |
| Building Maintenance Technician      | .17         | 17    | .17         | 17    | .17         | 16    | .17            | 16    | .17           | 16    | .17            | 16    |

**Average Overtime Per Position (hours)**

| Position Title                       | FY23 Actual | FY24 Actual | FY25 Actual | Projected FY26 | Proposed FY27 | Projected FY28 |
|--------------------------------------|-------------|-------------|-------------|----------------|---------------|----------------|
| City Planner/<br>Planning Director   | N/A         | N/A         | N/A         | N/A            | N/A           | N/A            |
| Building Maintenance Lead Technician | 5           | 0           | 5           | 5              | 5             | 5              |
| Building Maintenance Technician      | 4           | 0           | 5           | 5              | 5             | 5              |

## Performance Measures – Airport Lands

| Fiscal Year                                  | 2022          | 2023          | 2024          | 2025          | 2026          |
|--|---------------|---------------|---------------|---------------|---------------|
| Airport Land Sale Permanent Fund (ALSPF)     | \$ 30,980,525 | \$ 26,202,338 | \$ 27,677,470 | \$ 28,792,533 | \$ 29,648,041 |
| Transfers into Airport Operations from ALSPF | \$ 1,025,736  | \$ 1,076,665  | \$ 1,065,518  | \$ 1,094,116  | \$ 1,126,626  |
| Airport Fund Land Leases                     | \$ 512,254    | \$ 508,309    | \$ 532,323    | \$ 708,089    | \$ 687,791    |
| Leased Parcels – in Reserve                  | 28            | 29            | 29            | 32            | 32            |
| Leased Parcels – outside Reserve             | 10            | 12            | 12            | 9             | 9             |
| Special Use Permits – inside the Reserve     | 7             | 6             | 6             | 11            | 11            |
| Special Use Permits – outside Reserve        | 2             | 4             | -             | 7             | 7             |

\* Projected 2025 Figures based on the previous five-year average

## Performance Measures – Float Plane Basin

| Calendar Year                      | 2022   | 2023   | 2024     | 2025     | 2026*    |
|------------------------------------|--------|--------|----------|----------|----------|
| Slips Available for Lease          | 20     | 35     | 35       | 35       | 35       |
| Float Plane Slips Leased (tenants) | 6      | 10     | 14       | 14       | 14       |
| Slip Rental                        | \$ 600 | \$ 600 | \$ 1,960 | \$ 2,651 | \$ 1,453 |
| Water Landings                     | 675    | 909    | 1,600    | 1,524    | 1,177    |
| Fuel Sold (Gallons)                | 3,892  | 6,862  | 5,624    | 3,000    | 4,844    |
| Transient Parking Fees             | \$ 140 | \$ 140 | \$ 115   | \$ 135   | \$ 130   |

\* Projected 2026 Figures based on the previous five-year average

## FY26 Department Goals Evaluation

1. Develop the west side of the airport next to the float plane basin. This will involve subdividing lease lots in conjunction with the design of taxiway Sierra, advertising to potential lessees, and exploring funding options.
  - *Not Achieved. The project moved to FY28 in the Airport Capital Improvement Plan.*
2. Document Department Policies and Procedures.
  - *Not Achieved. This goal is being deferred to FY27 due to department turnover and will be worked on with the new Director.*

## FY27 Department Goals

1. Develop the west side of the airport next to the float plane basin. This will involve subdividing lease lots in conjunction with the design of taxiway Sierra, advertising to potential lessees, and exploring funding options. Start the NEPA project.
2. Documentation of Department Policies and Procedures.

## **Future Considerations**

The float plane basin offers many opportunities with the planned development of Taxiway S and lease lots. This could create additional opportunities for general aviation leases at the float plane basin. A Willow Street extension (FY29 ACIP) could create additional opportunities for commercial operators to lease larger lots. Both projects have been submitted to the FAA and are being evaluated for funding eligibility in conjunction with the Airport Master Plan.

City of Kenai  
Fiscal Year 2027 Operating Budget

Fund 008 - Airport Fund  
Department:- Other Buildings and Areas

| Account Number                               | Expense Description                       | FY2025 Actual     | Five year Historical Average | Original Budget FY2026 | Amended Budget    | Proposed FY2027   | Increase (Decrease) FY2026 Original | % Change        |
|--|---|-------------------|------------------------------|------------------------|-------------------|-------------------|-------------------------------------|-----------------|
| <b><u>Salaries and Benefits</u></b>          |   |                   |                              |                        |                   |                   |                                     |                 |
| 0100   | Salaries                                  | \$ 50,744         | \$ 49,414                    | \$ 60,179              | \$ 60,179         | \$ 63,667         | \$ 3,488                            | 5.80%           |
| 0200   | Overtime                                  | 1,015             | 341                          | 574                    | 574               | 629               | 55                                  | 9.58%           |
| 0250   | Holiday Pay                               | -                 | -                            | -                      | -                 | -                 | -                                   | -               |
| 0300   | Leave                                     | 1,634             | 1,233                        | 1,555                  | 1,555             | 1,641             | 86                                  | 5.53%           |
| 0400   | Medicare                                  | 798               | 739                          | 903                    | 903               | 956               | 53                                  | 5.87%           |
| 0450   | Social Security                           | -                 | 75                           | -                      | -                 | -                 | -                                   | -               |
| 0500   | PERS                                      | 12,406            | 11,419                       | 17,212                 | 17,212            | 19,186            | 1,974                               | 11.47%          |
| 0600   | Unemployment Insurance                    | -                 | 22                           | 312                    | 312               | 330               | 18                                  | 5.77%           |
| 0700   | Workers Compensation                      | 812               | 761                          | 818                    | 818               | 1,117             | 299                                 | 36.55%          |
| 0800   | Health & Life Insurance                   | 17,102            | 16,911                       | 17,102                 | 17,102            | 12,826            | (4,276)                             | (25.00%)        |
| 0900   | Supplemental Retirement                   | 1,361             | 1,097                        | 887                    | 887               | 1,752             | 865                                 | 97.52%          |
|  | <b>Total Salaries &amp; Benefits</b>      | <b>\$ 85,872</b>  | <b>\$ 82,012</b>             | <b>\$ 99,542</b>       | <b>\$ 99,542</b>  | <b>\$ 102,104</b> | <b>\$ 2,562</b>                     | <b>2.57%</b>    |
| <b><u>Maintenance and Operations</u></b>     |   |                   |                              |                        |                   |                   |                                     |                 |
| 2021   | Office Supplies                           | -                 | -                            | -                      | -                 | -                 | -                                   | -               |
| 2022   | Operating & Repair Supplies               | 40,874            | 33,771                       | 39,000                 | 39,000            | 39,000            | -                                   | -               |
| 2024   | Small Tools/Minor Equipment               | -                 | -                            | -                      | -                 | -                 | -                                   | -               |
| 2026   | Computer Software                         | 2,000             | 1,200                        | 2,000                  | 2,000             | 2,000             | -                                   | -               |
| 4531   | Professional Services                     | 645               | 5,314                        | 5,000                  | 35,000            | 5,000             | -                                   | -               |
| 4532   | Communications                            | 2,474             | 2,236                        | 1,295                  | 1,295             | 1,871             | 576                                 | 44.48%          |
| 4533   | Travel & Transportation                   | 2,894             | 647                          | -                      | -                 | -                 | -                                   | -               |
| 4534   | Advertising                               | -                 | 370                          | 1,500                  | 1,500             | 1,500             | -                                   | -               |
| 4535   | Printing & Binding                        | -                 | -                            | -                      | -                 | -                 | -                                   | -               |
| 4536   | Insurance                                 | -                 | -                            | -                      | -                 | -                 | -                                   | -               |
| 4537   | Utilities                                 | 30,080            | 35,678                       | 43,885                 | 43,885            | 40,972            | (2,913)                             | (6.64%)         |
| 4538   | Repair & Maintenance                      | 300               | 936                          | 23,307                 | 23,307            | 3,007             | (20,300)                            | (87.10%)        |
| 4539   | Rentals                                   | 1,548             | 1,408                        | 1,800                  | 1,800             | 1,800             | -                                   | -               |
| 4540   | Equip. Fund Pmts.                         | -                 | -                            | -                      | -                 | -                 | -                                   | -               |
| 4541   | Postage                                   | -                 | -                            | -                      | -                 | -                 | -                                   | -               |
| 4666   | Books                                     | -                 | -                            | -                      | -                 | -                 | -                                   | -               |
| 4667   | Dues & Publications                       | -                 | -                            | -                      | -                 | -                 | -                                   | -               |
| 4999   | Contingency                               | -                 | -                            | -                      | -                 | -                 | -                                   | -               |
| 5041   | Miscellaneous                             | -                 | -                            | -                      | -                 | -                 | -                                   | -               |
| 5045   | Depreciation                              | -                 | -                            | -                      | -                 | -                 | -                                   | -               |
| 5047   | Grants to Agencies                        | -                 | -                            | -                      | -                 | -                 | -                                   | -               |
|  | <b>Total Maint. and Operations</b>        | <b>\$ 80,815</b>  | <b>\$ 81,560</b>             | <b>\$ 117,787</b>      | <b>\$ 147,787</b> | <b>\$ 95,150</b>  | <b>\$ (22,637)</b>                  | <b>(19.22%)</b> |
| <b><u>Capital Outlay &amp; Transfers</u></b> |   |                   |                              |                        |                   |                   |                                     |                 |
| 8061   | Land                                      | -                 | 4,898                        | -                      | -                 | -                 | -                                   | -               |
| 8062   | Buildings                                 | -                 | -                            | -                      | -                 | -                 | -                                   | -               |
| 8063   | Improvements                              | -                 | -                            | -                      | -                 | -                 | -                                   | -               |
| 8064   | Machinery & Equipment                     | -                 | -                            | -                      | -                 | 30,000            | 30,000                              | -               |
| 9090   | Transfers Out                             | 8,176             | 237,621                      | 400,000                | 400,000           | -                 | (400,000)                           | (100.00%)       |
|  | <b>Total Capital Outlay and Transfers</b> | <b>\$ 8,176</b>   | <b>\$ 242,519</b>            | <b>\$ 400,000</b>      | <b>\$ 400,000</b> | <b>\$ 30,000</b>  | <b>\$ (370,000)</b>                 | <b>(92.50%)</b> |
|  | <b>Department Total:</b>                  | <b>\$ 174,863</b> | <b>\$ 406,091</b>            | <b>\$ 617,329</b>      | <b>\$ 647,329</b> | <b>\$ 227,254</b> | <b>\$ (390,075)</b>                 | <b>(63.19%)</b> |

City of Kenai  
Fiscal Year 2027 Operating Budget

Fund 006 - Personal Use Fishery Fund  
Department: 64 - Other Buildings & Areas

|   |   |
|---|---|
| <b>2022 Operating &amp; Repair Supplies.</b> Fuel for resale at the Airport's Float Plane Basin and other miscellaneous operating supplies. | <b>4538 Repair &amp; Maintenance.</b> Boiler inspection, device registration and miscellaneous repairs. |
| <b>4531 Professional Services.</b> Appraisal fees, engineering and recording costs for the leasing of Airport land.                         | <b>4539 Rentals.</b> Cost of portable toilets rental.   |
| <b>4534 Advertising.</b> Advertising for float plane basin and land brochures.  | <b>8064 Machinery &amp; Equipment.</b> Special Project: AP Terminal RTU replacement \$30,000.           |

City of Kenai  
Fiscal Year 2027 Operating Budget

Fund 008 – Airport Fund  
Department 465 – Alaska Fire Training Facility

**Mission**

To be the premier aircraft and firefighting training facility for the State of Alaska by encouraging the use and maintenance of the equipment and buildings.

**Functions & Responsibilities**

Airport Administration is responsible for general management, regulatory compliance, and maintenance of the Alaska Fire Training Facility.

**Staffing** – Year-to-year management agreement.

**Performance Measures**

| Calendar Year                  | 2022  | 2023      | 2024      | 2025      | 2026*    |
|--------------------------------|-------|-----------|-----------|-----------|----------|
| Students                       | 300   | 181       | 169       | 185       | 185      |
| Class Trainings                | 40    | 20        | 20        | 24        | 24       |
| Facility SF Leased             | 4,441 | 4,441     | 4,441     | 4,441     | 4,441    |
| Facility Repairs & Maintenance | \$ 0  | \$ 11,001 | \$ 17,983 | \$ 51,838 | \$24,990 |

\* Projected

**FY26 Department Goal Evaluations**

The following goals support the Imagine Kenai 2030 City of Kenai Comprehensive Plan: Goal 1 - Promote and encourage Quality of Life in Kenai; Goal 2 - Provide Economic Development to support the fiscal health of Kenai; Goal 3 - Land Use; and Goal 4 - Public Improvements and Services.

1. Rent out the unused office space to another business. The Airport will look for specific ways to market the space to generate additional revenue and establish a long-term partnership.
  - *Partially Achieved- One office is leased to the American Red Cross, and the Airport has rented out different rooms to multiple organizations for their daily use.*
2. Document Department Policies and Procedures.
  - *Not Achieved. This goal is being deferred to FY27 due to department turnover and will be worked on with the new Director.*

**FY27 Department Goals**

1. Rent out the unused office space to other businesses. The Airport will look for additional new ways to market the space, generate additional revenue, and establish long-term partnerships. These partnerships should include:

- a) A facility maintenance program.
  - b) A measurable goal to increase class/training participation at the facility.
  - c) A program for accountability and efficiency with available resources
  - d) Long-term leases
2. Document department Policies and Procedures. The department will document twelve new policies.

### **Future Considerations**

A virtual facility scan for marketing and outreach has been added to the Airport website.

Long-range considerations should be given to the financial stability of the Alaska Regional Fire Training Center.

City of Kenai  
Fiscal Year 2027 Operating Budget

Fund 008 - Airport Fund  
Department:- Airport Training Facility

| Account Number                               | Expense Description                              | FY2025 Actual     | Five year Historical Average | Original Budget FY2026 | Amended Budget    | Proposed FY2027   | Increase (Decrease) FY2026 Original | % Change       |
|--|--|-------------------|------------------------------|------------------------|-------------------|-------------------|-------------------------------------|----------------|
| <b><u>Salaries and Benefits</u></b>          |  |                   |                              |                        |                   |                   |                                     |                |
| 0100   | Salaries   | \$ -              | \$ -                         | \$ -                   | \$ -              | \$ -              | \$ -                                | -              |
| 0200   | Overtime   | -                 | -                            | -                      | -                 | -                 | -                                   | -              |
| 0250   | Holiday Pay                                      | -                 | -                            | -                      | -                 | -                 | -                                   | -              |
| 0300   | Leave  | -                 | -                            | -                      | -                 | -                 | -                                   | -              |
| 0400   | Medicare   | -                 | -                            | -                      | -                 | -                 | -                                   | -              |
| 0450   | Social Security                                  | -                 | -                            | -                      | -                 | -                 | -                                   | -              |
| 0500   | PERS   | -                 | -                            | -                      | -                 | -                 | -                                   | -              |
| 0600   | Unemployment Insurance                           | -                 | -                            | -                      | -                 | -                 | -                                   | -              |
| 0700   | Workers Compensation                             | -                 | -                            | -                      | -                 | -                 | -                                   | -              |
| 0800   | Health & Life Insurance                          | -                 | -                            | -                      | -                 | -                 | -                                   | -              |
| 0900   | Supplemental Retirement                          | -                 | -                            | -                      | -                 | -                 | -                                   | -              |
|  | <b><u>Total Salaries &amp; Benefits</u></b>      | <b>\$ -</b>       | <b>\$ -</b>                  | <b>\$ -</b>            | <b>\$ -</b>       | <b>\$ -</b>       | <b>\$ -</b>                         | <b>-</b>       |
| <b><u>Maintenance and Operations</u></b>     |  |                   |                              |                        |                   |                   |                                     |                |
| 2021   | Office Supplies                                  | -                 | -                            | -                      | -                 | -                 | -                                   | -              |
| 2022   | Operating & Repair Supplies                      | 1,090             | 9,282                        | 1,500                  | 1,500             | 1,500             | -                                   | -              |
| 2024   | Small Tools/Minor Equipment                      | 141               | 1,784                        | 1,000                  | 1,000             | 1,000             | -                                   | -              |
| 2026   | Computer Software                                | -                 | 24                           | -                      | -                 | -                 | -                                   | -              |
| 4531   | Professional Services                            | -                 | -                            | -                      | -                 | -                 | -                                   | -              |
| 4532   | Communications                                   | -                 | -                            | -                      | -                 | -                 | -                                   | -              |
| 4533   | Travel & Transportation                          | -                 | -                            | -                      | -                 | -                 | -                                   | -              |
| 4534   | Advertising                                      | -                 | -                            | 2,000                  | 2,000             | -                 | (2,000)                             | (100.00%)      |
| 4535   | Printing & Binding                               | -                 | -                            | -                      | -                 | -                 | -                                   | -              |
| 4536   | Insurance  | -                 | -                            | -                      | -                 | -                 | -                                   | -              |
| 4537   | Utilities  | 112,829           | 69,017                       | 94,550                 | 94,550            | 99,483            | 4,933                               | 5.22%          |
| 4538   | Repair & Maintenance                             | 51,838            | 18,739                       | 53,850                 | 53,850            | 50,000            | (3,850)                             | (7.15%)        |
| 4539   | Rentals  | -                 | -                            | -                      | -                 | -                 | -                                   | -              |
| 4540   | Equip. Fund Pmts.                                | -                 | -                            | -                      | -                 | -                 | -                                   | -              |
| 4541   | Postage  | -                 | -                            | -                      | -                 | -                 | -                                   | -              |
| 4666   | Books  | -                 | -                            | -                      | -                 | -                 | -                                   | -              |
| 4667   | Dues & Publications                              | -                 | -                            | -                      | -                 | -                 | -                                   | -              |
| 4999   | Contingency                                      | -                 | -                            | -                      | -                 | -                 | -                                   | -              |
| 5041   | Miscellaneous                                    | -                 | -                            | -                      | -                 | -                 | -                                   | -              |
| 5045   | Depreciation                                     | -                 | -                            | -                      | -                 | -                 | -                                   | -              |
| 5047   | Grants to Agencies                               | -                 | -                            | -                      | -                 | -                 | -                                   | -              |
|  | <b><u>Total Maint. and Operations</u></b>        | <b>\$ 165,898</b> | <b>\$ 98,846</b>             | <b>\$ 152,900</b>      | <b>\$ 152,900</b> | <b>\$ 151,983</b> | <b>\$ (917)</b>                     | <b>(0.60%)</b> |
| <b><u>Capital Outlay &amp; Transfers</u></b> |  |                   |                              |                        |                   |                   |                                     |                |
| 8061   | Land   | -                 | -                            | -                      | -                 | -                 | -                                   | -              |
| 8062   | Buildings  | -                 | -                            | -                      | -                 | -                 | -                                   | -              |
| 8063   | Improvements                                     | -                 | -                            | -                      | -                 | -                 | -                                   | -              |
| 8064   | Machinery & Equipment                            | -                 | -                            | -                      | -                 | -                 | -                                   | -              |
| 9090   | Transfers Out                                    | -                 | -                            | -                      | -                 | -                 | -                                   | -              |
|  | <b><u>Total Capital Outlay and Transfers</u></b> | <b>\$ -</b>       | <b>\$ -</b>                  | <b>\$ -</b>            | <b>\$ -</b>       | <b>\$ -</b>       | <b>\$ -</b>                         | <b>-</b>       |
|  | <b>Department Total:</b>                         | <b>\$ 165,898</b> | <b>\$ 98,846</b>             | <b>\$ 152,900</b>      | <b>\$ 152,900</b> | <b>\$ 151,983</b> | <b>\$ (917)</b>                     | <b>(0.60%)</b> |

City of Kenai  
Fiscal Year 2027 Operating Budget

Fund 006 - Personal Use Fishery Fund  
Department: 65 - Airport Training Facility

**2022 Operating, Repair & Maintenance.** Janitorial supplies. **4538 Repair & Maintenance.** Fire suppression system testing, elevator testing and maintenance, custodial services, equipment inspection contract and other general maintenance items.

**2024 Small Tools & Minor Equipment.** Miscellaneous tools.

**City of Kenai  
Fiscal Year 2027 Operating Budget**

**Fund: 019 - Senior Citizens Fund  
Department:- Title III Summary**

|   | <u>Actual<br/>FY2024</u> | <u>Actual<br/>FY2025</u> | <u>Original<br/>Budget<br/>FY2026</u> | <u>Projection<br/>FY2026</u> | <u>Proposed<br/>FY2027</u> |
|---|--------------------------|--------------------------|---------------------------------------|------------------------------|----------------------------|
| <b>Revenues</b>                         |                          |                          |                                       |                              |                            |
| State Grants                            | \$ 278,855               | 237,724                  | \$ 237,492                            | \$ 328,659                   | \$ 334,821                 |
| Federal Grants                          | -                        | -                        | -                                     | -                            | -                          |
| USDA Grant                              | 24,966                   | 21,768                   | 22,000                                | 10,620                       | 10,620                     |
| Choice Waiver                           | 103,428                  | 106,395                  | 100,000                               | 106,000                      | 106,000                    |
| KPB Grant                               | 186,143                  | 186,143                  | 185,846                               | 186,143                      | 185,846                    |
| Other Grants                            | -                        | -                        | -                                     | 21,334                       | -                          |
| Rents and Leases                        | 12,479                   | 9,688                    | 8,500                                 | 8,500                        | 8,500                      |
| Donations                               | 20,720                   | 25,181                   | 27,500                                | 27,100                       | 27,500                     |
| Donation - Senior Connection            | 102,850                  | 121,083                  | 120,000                               | 120,000                      | 120,000                    |
| Meal Donations                          | 93,718                   | 87,753                   | 95,650                                | 91,000                       | 95,650                     |
| Transfer from General Fund - Operations | 199,476                  | 217,467                  | 286,397                               | 248,487                      | 251,750                    |
| Other                                   | 60                       | 3,110                    | 300                                   | 10                           | 300                        |
| <b>Total Revenue</b>                    | <u>1,022,695</u>         | <u>1,016,312</u>         | <u>1,083,685</u>                      | <u>1,147,853</u>             | <u>1,140,987</u>           |
| <b>Expenditures</b>                     |                          |                          |                                       |                              |                            |
| Senior Citizen Access                   | 224,366                  | 234,641                  | 242,178                               | 246,842                      | 256,748                    |
| Congregate Meals                        | 140,210                  | 194,281                  | 238,713                               | 293,351                      | 239,759                    |
| Home Meals                              | 484,983                  | 450,112                  | 421,539                               | 452,777                      | 420,165                    |
| Senior Transportation                   | 113,641                  | 122,148                  | 143,672                               | 149,672                      | 142,147                    |
| Choice Waiver                           | 67,902                   | 61,693                   | 71,398                                | 71,615                       | 80,661                     |
| <b>Total Expenditures</b>               | <u>1,031,102</u>         | <u>1,062,875</u>         | <u>1,117,500</u>                      | <u>1,214,257</u>             | <u>1,139,480</u>           |
| Contribution To/(From) Fund Balance:    | (8,407)                  | (46,563)                 | (33,815)                              | (66,404)                     | 1,507                      |
| Projected Lapse (5%)                    | -                        | -                        | 47,465                                | 52,303                       | 48,564                     |
| Adjusted (Deficit)/Surplus              | (8,407)                  | (46,563)                 | 13,650                                | (14,101)                     | 50,071                     |
| Beginning Fund Balance                  | -                        | (8,407)                  | -                                     | (54,970)                     | (69,071)                   |
| <b>Ending Fund Balance</b>              | <u>\$ (8,407)</u>        | <u>\$ (54,970)</u>       | <u>\$ 13,650</u>                      | <u>\$ (69,071)</u>           | <u>\$ (19,000)</u>         |

City of Kenai  
Fiscal Year 2026 Operating Budget

Fund: 019 - Senior Citizens Fund  
Department:- Title III Summary - Line Item

| Account Number                               | Expense Description                       | FY2025 Actual       | Five year Historical Average | Original Budget FY2026 | Amended Budget      | Proposed FY2027     | Increase (Decrease) FY2025 Original | % Change       |
|--|---|---------------------|------------------------------|------------------------|---------------------|---------------------|-------------------------------------|----------------|
| <b><u>Salaries and Benefits</u></b>          |   |                     |                              |                        |                     |                     |                                     |                |
| 0100   | Salaries                                  | \$ 350,384          | \$ 313,823                   | \$ 374,546             | \$ 379,210          | \$ 385,965          | \$ 11,419                           | 3.05%          |
| 0200   | Overtime                                  | 1,189               | 541                          | 776                    | 776                 | 1,075               | 299                                 | 38.53%         |
| 0250   | Holiday Pay                               | -                   | -                            | -                      | -                   | -                   | -                                   | -              |
| 0300   | Leave                                     | 8,721               | 9,174                        | 13,126                 | 13,126              | 13,572              | 446                                 | 3.40%          |
| 0400   | Medicare                                  | 5,189               | 4,556                        | 5,633                  | 5,633               | 5,812               | 179                                 | 3.18%          |
| 0450   | Social Security                           | 4,742               | 3,570                        | 4,557                  | 4,557               | 4,489               | (68)                                | (1.49%)        |
| 0500   | PERS                                      | 77,974              | 71,247                       | 86,062                 | 86,062              | 93,892              | 7,830                               | 9.10%          |
| 0600   | Unemployment Insurance                    | -                   | 134                          | 1,941                  | 1,941               | 2,006               | 65                                  | 3.35%          |
| 0700   | Workers Compensation                      | 4,809               | 3,700                        | 4,996                  | 4,996               | 6,745               | 1,749                               | 35.01%         |
| 0800   | Health & Life Insurance                   | 114,900             | 115,047                      | 128,261                | 128,261             | 86,177              | (42,084)                            | (32.81%)       |
| 0900   | Supplemental Retirement                   | 16,145              | 9,410                        | 7,851                  | 7,851               | 16,375              | 8,524                               | 108.57%        |
|  | <b>Total Salaries &amp; Benefits</b>      | <b>\$ 584,053</b>   | <b>\$ 531,202</b>            | <b>\$ 627,749</b>      | <b>\$ 632,413</b>   | <b>\$ 616,108</b>   | <b>\$ (11,641)</b>                  | <b>(1.85%)</b> |
| <b><u>Maintenance and Operations</u></b>     |   |                     |                              |                        |                     |                     |                                     |                |
| 2021   | Office Supplies                           | 380                 | 588                          | 1,400                  | 1,400               | 1,100               | (300)                               | (21.43%)       |
| 2022   | Operating & Repair Supplies               | 190,950             | 190,178                      | 196,100                | 264,142             | 201,231             | 5,131                               | 2.62%          |
| 2024   | Small Tools/Minor Equipment               | 4,954               | 2,624                        | 2,955                  | 3,606               | 3,910               | 955                                 | 32.32%         |
| 2026   | Computer Software                         | 4,292               | 4,230                        | 4,755                  | 4,755               | 7,505               | 2,750                               | 57.83%         |
| 4531   | Professional Services                     | 15,073              | 9,061                        | 9,750                  | 33,150              | 9,750               | -                                   | -              |
| 4532   | Communications                            | 1,930               | 2,360                        | 2,350                  | 2,350               | 2,350               | -                                   | -              |
| 4533   | Travel & Transportation                   | 4,640               | 2,406                        | 4,700                  | 4,700               | 4,666               | (34)                                | (0.72%)        |
| 4534   | Advertising                               | 232                 | 258                          | 450                    | 450                 | 600                 | 150                                 | 33.33%         |
| 4535   | Printing & Binding                        | 3,180               | 2,770                        | 4,400                  | 4,400               | 4,300               | (100)                               | (2.27%)        |
| 4536   | Insurance                                 | 20,826              | 17,125                       | 21,936                 | 21,936              | 26,685              | 4,749                               | 21.65%         |
| 4537   | Utilities                                 | 49,833              | 47,806                       | 53,931                 | 53,931              | 51,561              | (2,370)                             | (4.39%)        |
| 4538   | Repair & Maintenance                      | 2,593               | 1,119                        | 2,670                  | 2,670               | 2,420               | (250)                               | (9.36%)        |
| 4539   | Rentals                                   | -                   | -                            | -                      | -                   | -                   | -                                   | -              |
| 4540   | Equip. Fund Pmts.                         | 10,874              | 10,692                       | 13,823                 | 13,823              | 15,871              | 2,048                               | 14.82%         |
| 4541   | Postage                                   | 956                 | 603                          | 1,050                  | 1,050               | 1,300               | 250                                 | 23.81%         |
| 4666   | Books                                     | -                   | -                            | -                      | -                   | -                   | -                                   | -              |
| 4667   | Dues & Publications                       | 810                 | 701                          | 1,281                  | 1,281               | 1,923               | 642                                 | 50.12%         |
| 4999   | General Contingency                       | -                   | -                            | -                      | -                   | -                   | -                                   | -              |
| 5041   | Miscellaneous                             | -                   | -                            | -                      | -                   | -                   | -                                   | -              |
| 5045   | Depreciation                              | -                   | -                            | -                      | -                   | -                   | -                                   | -              |
| 5047   | Grants to Agencies                        | -                   | -                            | -                      | -                   | -                   | -                                   | -              |
|  | <b>Total Maint. and Operations</b>        | <b>\$ 311,523</b>   | <b>\$ 292,521</b>            | <b>\$ 321,551</b>      | <b>\$ 413,644</b>   | <b>\$ 335,172</b>   | <b>\$ 13,621</b>                    | <b>4.24%</b>   |
| <b><u>Capital Outlay &amp; Transfers</u></b> |   |                     |                              |                        |                     |                     |                                     |                |
| 8061   | Land                                      | -                   | -                            | -                      | -                   | -                   | -                                   | -              |
| 8062   | Buildings                                 | -                   | -                            | -                      | -                   | -                   | -                                   | -              |
| 8063   | Improvements                              | -                   | -                            | -                      | -                   | -                   | -                                   | -              |
| 8064   | Machinery & Equipment                     | -                   | 13,007                       | -                      | -                   | 20,000              | 20,000                              | -              |
| 9090   | Transfers                                 | 167,300             | 171,981                      | 168,200                | 168,200             | 168,200             | -                                   | -              |
|  | <b>Total Capital Outlay and Transfers</b> | <b>\$ 167,300</b>   | <b>\$ 184,988</b>            | <b>\$ 168,200</b>      | <b>\$ 168,200</b>   | <b>\$ 188,200</b>   | <b>\$ 20,000</b>                    | <b>11.89%</b>  |
|  | <b>Department Total:</b>                  | <b>\$ 1,062,876</b> | <b>\$ 1,008,711</b>          | <b>\$ 1,117,500</b>    | <b>\$ 1,214,257</b> | <b>\$ 1,139,480</b> | <b>\$ 21,980</b>                    | <b>1.97%</b>   |

**City of Kenai  
Fiscal Year 2027 Operating Budget**

**Fund 019 – Senior Citizens Fund  
Department – Senior Services**

**Mission**

To serve as a community focal point for senior services where adults 60+ come together for fellowship and program participation, to engage in opportunities for dignity and personal growth, to improve their quality of life, to support the needs of older individuals, to enhance their independence, and to broaden their involvement within the community.

**Functions & Responsibilities**

The Senior Center serves as a gateway to the nation's aging network – connecting older adults to vital community services that can help them stay healthy and independent.

The Senior Center is serving our older citizens, who were instrumental in building the City of Kenai. As the City's population ages, the Senior Center continues to provide services that promote quality of life and maximize independence, while allowing seniors to stay within the community of their choice.

The Center serves the City of Kenai, Salmatof, Kalifornsky Beach, Cohoe, and Kasilof. Services and programs are available for seniors 60 + from 8 am – 5 pm, Monday through Friday.

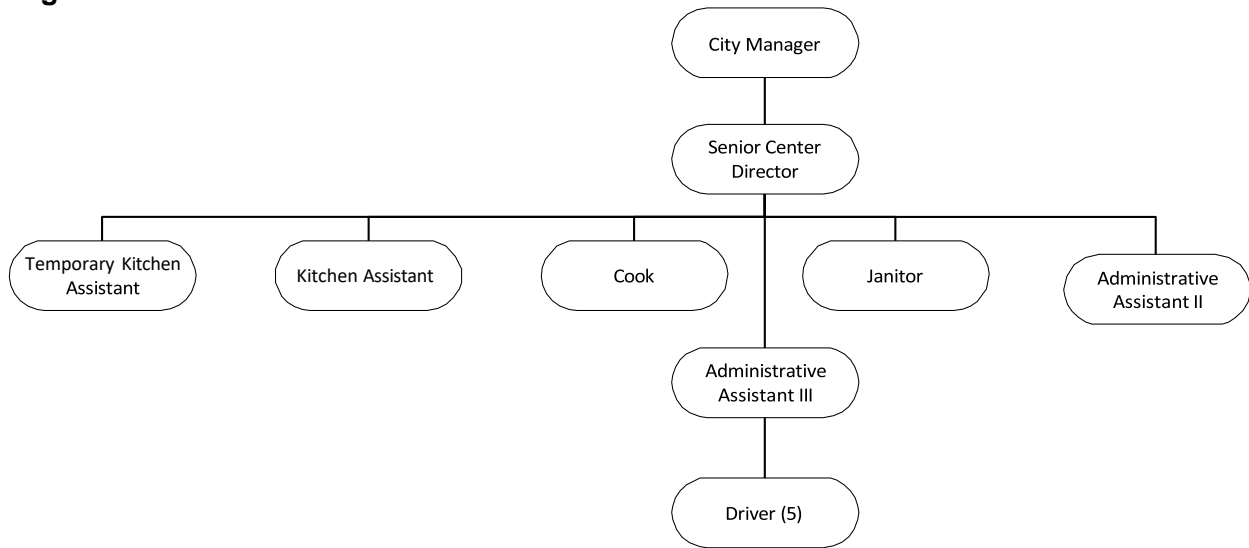
The Senior Center offers a wide variety of programs and services, including:

- ❖ Meal and nutrition programs
- ❖ Information and assistance
- ❖ Health, fitness, and wellness programs
- ❖ Transportation services
- ❖ Benefits counseling
- ❖ Employment assistance
- ❖ Volunteer opportunities
- ❖ Shopping Assistance
- ❖ Social and recreational activities
- ❖ Education and art programs
- ❖ Intergenerational programs

**How is the Senior Center Funded?**

To sustain its operations, the Center relies on a diverse range of resources, including support from the City of Kenai, federal and state agencies, the Kenai Peninsula Borough, special events, public and private grants, local businesses, bequests, participant contributions, in-kind donations, and volunteer hours.

## Organizational Chart



## Staffing

| Position Title               | FY23 Actual |       | FY24 Actual |       | FY25 Actual |       | Projected FY26 |       | Proposed FY27 |       | Projected FY28 |       |
|------------------------------|-------------|-------|-------------|-------|-------------|-------|----------------|-------|---------------|-------|----------------|-------|
|                              | FTE         | Grade | FTE         | Grade | FTE         | Grade | FTE            | Grade | FTE           | Grade | FTE            | Grade |
| Director                     | .65         | 23    | .60         | 23    | .60         | 23    | .60            | 23    | .60           | 23    | .60            | 23    |
| Administrative Assistant III | .75         | 15    | .70         | 15    | .70         | 15    | .70            | 15    | .70           | 15    | .70            | 15    |
| Administrative Assistant II  | 1           | 14    | 1           | 14    | 1           | 14    | 1              | 14    | 1             | 14    | 1              | 14    |
| Cook                         | 1           | 6     | 1           | 8     | 1           | 8     | 1              | 8     | 1             | 8     | 1              | 8     |
| Janitor                      | .35         | 6     | .35         | 6     | .35         | 3     | .35            | 3     | .35           | 6     | .35            | 6     |
| Kitchen Assistant            | 1           | 2     | 1           | 4     | 1           | 6     | 1              | 6     | 1             | 6     | 1              | 6     |
| Driver                       | .70         | 1     | 1.05        | 4     | 1.05        | 6     | 1.05           | 6     | 1.05          | 6     | 1.05           | 6     |
| Meals Driver                 | .85         | 6     | .85         | 6     | .85         | 6     | .85            | 6     | .85           | 6     | .85            | 6     |
| Temporary Kitchen Assistant  | .05         | T6    | .03         | T4    | .03         | T4    | .04            | T4    | .04           | T4    | .04            | T4    |
| Data Entry Clerk             | .33         | 1     | -           | -     | -           | -     | -              | -     | -             | -     | -              | -     |

## Overtime

| Position Title                     | FY23 Actual | FY24 Actual | FY25 Actual | Projected FY26 | Proposed FY27 | Projected FY28 |
|------------------------------------|-------------|-------------|-------------|----------------|---------------|----------------|
| Director                           | N/A         | N/A         | N/A         | N/A            | N/A           | N/A            |
| Administrative Assistant III       | 10.5        | 20.5        | 17          | 12             | 20            | 12             |
| Activities & Volunteer Coordinator | 0           | 0           | 0           | 6              | 13            | 0              |
| Data Entry Clerk                   | 0           | N/A         | N/A         | N/A            | N/A           | N/A            |
| Janitor                            | 0           | 0           | 0           | 0              | 0             | 0              |
| Temporary Maintenance Assistant    | N/A         | N/A         | N/A         | N/A            | N/A           | N/A            |
| Cook                               | 0           | 2.5         | 5           | 0              | 5             | 0              |
| Kitchen Assistant                  | 8.5         | 3.5         | 4           | 0              | 5             | 0              |

## Performance Measures

| Fiscal Year                      | 2022   | 2023   | 2024   | 2025   | 2026*    |
|----------------------------------|--------|--------|--------|--------|----------|
| Congregate Meals                 | 7,653  | 10,925 | 14,182 | 11,534 | 12,416   |
| Home Delivered Meals             | 27,667 | 22,549 | 24,986 | 24,178 | 25,472   |
| Assisted & Unassisted Rides      | 1,565  | 2,053  | 2,975  | 2,778  | 3,220    |
| Volunteers                       | 59     | 60     | 62     | 70     | 78       |
| Volunteer Hours                  | 2,713  | 3,561  | 4,554  | 5,465  | 6,114    |
| *** Activity Participation Units | 17,759 | 24,129 | 24,543 | 25,284 | 26,075** |
| New Registered Participants      | 54     | 94     | 57     | 92     | 110      |

\*Projected Figures based on year-to-date information.

\*\*Activity Participation Units are single-entry sign-ins to MySeniorCenter

## FY26 Department Goals Evaluation110

1. Market and promote a positive, active image of the Kenai Senior Center within the Community by surveying both seniors and the general community regarding their perceptions of the Senior Center.
  - *Achieved.*
2. Obtain certification for the Activity/Volunteer Coordinator through the National Association of Activity Professionals, aiming to enhance insights into current and emerging trends related to aging adults.
  - *Achieved*
3. Comprehensively updating policies for Home Delivered and Congregate Meal Programs, giving a thorough examination of legal aspects, collaboration with stakeholders, and building an evaluation framework to gauge the effectiveness of the updated policies.
  - *Partially Achieved. Continuing through FY27*
4. Enhance the Senior Center Web Page – Continue to improve the Senior Center section on the City website by updating it with information on activities, volunteer opportunities, and rental details.
  - *Partially Achieved. Continuing through FY27*
5. Increase Volunteer Engagement – Recruit and train at least 10 new volunteers and provide quarterly sessions to foster a stronger volunteer base.
  - *Achieved.*
6. Create an Emergency Preparedness and Support Plan - Develop a comprehensive plan to assist seniors during extreme weather events, power outages, or natural disasters.
  - *Achieved.*
7. Document 20 department policies and procedures according to the new format for the City of Kenai.
  - *Partially Achieved. Continuing through FY27*

## **FY27 Department Goals**

1. Comprehensively updating policies for Home Delivered and Congregate Meal Programs, giving a thorough examination of legal aspects, collaboration with stakeholders, and building an evaluation framework to gauge the effectiveness of the updated policies.
2. Enhance the Senior Center Web Page – Continue to improve the Senior Center section on the City website by updating it with information on activities, volunteer opportunities, and rental details.
3. Document 20 department policies and procedures according to the new format for the City of Kenai.
4. Recruiting and training 3 volunteer transportation and meals drivers.

## **Future Considerations**

Future considerations for the Senior Center include long-term facility maintenance and capital planning, sustainability of transportation services, continued development of the volunteer base, financial sustainability through diversified funding sources, expansion of programs to meet changing senior needs, strengthening emergency preparedness, and enhancing the Center's role as a community hub. These efforts will help ensure the Center continues to provide essential services and maintain a high quality of life for Kenai's senior population.

**City of Kenai  
Fiscal Year 2027 Operating Budget**

**Fund: 019 - Senior Citizens Fund  
Department:- Senior Citizen Access**

| <u>Account Number</u>                        | <u>Expense Description</u>                       | <u>FY2025 Actual</u>     | <u>Five year Historical Average</u> | <u>Original Budget FY2026</u> | <u>Amended Budget</u>    | <u>Proposed FY2027</u>   | <u>Increase (Decrease) FY2026 Original</u> | <u>% Change</u>       |
|--|--|--------------------------|-------------------------------------|-------------------------------|--------------------------|--------------------------|--|-----------------------|
| <b><u>Salaries and Benefits</u></b>          |  |                          |                                     |                               |                          |                          |  |                       |
| 0100   | Salaries   | \$ 93,685                | \$ 80,578                           | \$ 95,552                     | \$ 100,216               | \$ 97,728                | \$ 2,176                                   | 2.28%                 |
| 0200   | Overtime   | 586                      | 189                                 | 395                           | 395                      | 365                      | (30)                                       | (7.59%)               |
| 0250   | Holiday Pay                                      | -                        | -                                   | -                             | -                        | -                        | -  | -                     |
| 0300   | Leave  | 4,082                    | 3,806                               | 4,112                         | 4,112                    | 4,188                    | 76   | 1.85%                 |
| 0400   | Medicare   | 1,393                    | 1,194                               | 1,451                         | 1,451                    | 1,484                    | 33   | 2.27%                 |
| 0450   | Social Security                                  | 666                      | 546                                 | 630                           | 630                      | 657                      | 27   | 4.29%                 |
| 0500   | PERS   | 22,334                   | 19,440                              | 24,302                        | 24,302                   | 26,111                   | 1,809                                      | 7.44%                 |
| 0600   | Unemployment Insurance                           | -                        | 32                                  | 500                           | 500                      | 512                      | 12   | 2.40%                 |
| 0700   | Workers Compensation                             | 361                      | 264                                 | 386                           | 386                      | 436                      | 50   | 12.95%                |
| 0800   | Health & Life Insurance                          | 29,393                   | 30,895                              | 29,393                        | 29,393                   | 22,045                   | (7,348)                                    | (25.00%)              |
| 0900   | Supplemental Retirement                          | 4,738                    | 2,428                               | 3,536                         | 3,536                    | 4,844                    | 1,308                                      | 36.99%                |
|  | <b><u>Total Salaries &amp; Benefits</u></b>      | <b><u>\$ 157,238</u></b> | <b><u>\$ 139,372</u></b>            | <b><u>\$ 160,257</u></b>      | <b><u>\$ 164,921</u></b> | <b><u>\$ 158,370</u></b> | <b><u>\$ (1,887)</u></b>                   | <b><u>(1.18%)</u></b> |
| <b><u>Maintenance and Operations</u></b>     |  |                          |                                     |                               |                          |                          |  |                       |
| 2021   | Office Supplies                                  | 217                      | 229                                 | 300                           | 300                      | 300                      | -  | -                     |
| 2022   | Operating & Repair Supplies                      | 1,302                    | 1,622                               | 4,400                         | 4,400                    | 1,900                    | (2,500)                                    | (56.82%)              |
| 2024   | Small Tools/Minor Equipment                      | 808                      | 590                                 | 435                           | 435                      | 860                      | 425  | 97.70%                |
| 2026   | Computer Software                                | 1,172                    | 1,094                               | 951                           | 951                      | 3,301                    | 2,350                                      | 247.11%               |
| 4531   | Professional Services                            | 2,601                    | 2,381                               | 2,050                         | 2,050                    | 1,650                    | (400)                                      | (19.51%)              |
| 4532   | Communications                                   | 323                      | 384                                 | 470                           | 470                      | 470                      | -  | -                     |
| 4533   | Travel & Transportation                          | 2,804                    | 617                                 | 2,800                         | 2,800                    | -                        | (2,800)                                    | (100.00%)             |
| 4534   | Advertising                                      | 104                      | 143                                 | 250                           | 250                      | 300                      | 50   | 20.00%                |
| 4535   | Printing & Binding                               | 1,470                    | 1,223                               | 1,600                         | 1,600                    | 1,500                    | (100)                                      | (6.25%)               |
| 4536   | Insurance  | 5,547                    | 4,479                               | 5,793                         | 5,793                    | 7,048                    | 1,255                                      | 21.66%                |
| 4537   | Utilities  | 13,678                   | 12,550                              | 14,267                        | 14,267                   | 13,299                   | (968)                                      | (6.78%)               |
| 4538   | Repair & Maintenance                             | -                        | 42                                  | 100                           | 100                      | 100                      | -  | -                     |
| 4539   | Rentals  | -                        | -                                   | -                             | -                        | -                        | -  | -                     |
| 4540   | Equip. Fund Pmts.                                | 2,884                    | 1,142                               | 3,651                         | 3,651                    | 4,192                    | 541  | 14.82%                |
| 4541   | Postage  | 231                      | 160                                 | 300                           | 300                      | 300                      | -  | -                     |
| 4666   | Books  | -                        | -                                   | -                             | -                        | -                        | -  | -                     |
| 4667   | Dues & Publications                              | 145                      | 65                                  | 200                           | 200                      | 200                      | -  | -                     |
| 4999   | Contingency                                      | -                        | -                                   | -                             | -                        | -                        | -  | -                     |
| 5041   | Miscellaneous                                    | -                        | -                                   | -                             | -                        | -                        | -  | -                     |
| 5045   | Depreciation                                     | -                        | -                                   | -                             | -                        | -                        | -  | -                     |
| 5047   | Grants to Agencies                               | -                        | -                                   | -                             | -                        | -                        | -  | -                     |
|  | <b><u>Total Maint. and Operations</u></b>        | <b><u>\$ 33,286</u></b>  | <b><u>\$ 26,721</u></b>             | <b><u>\$ 37,567</u></b>       | <b><u>\$ 37,567</u></b>  | <b><u>\$ 35,420</u></b>  | <b><u>\$ (2,147)</u></b>                   | <b><u>(5.72%)</u></b> |
| <b><u>Capital Outlay &amp; Transfers</u></b> |  |                          |                                     |                               |                          |                          |  |                       |
| 8061   | Land   | -                        | -                                   | -                             | -                        | -                        | -  | -                     |
| 8062   | Buildings  | -                        | -                                   | -                             | -                        | -                        | -  | -                     |
| 8063   | Improvements                                     | -                        | -                                   | -                             | -                        | -                        | -  | -                     |
| 8064   | Machinery & Equipment                            | -                        | -                                   | -                             | -                        | 20,000                   | 20,000                                     | -                     |
| 9090   | Transfers Out                                    | 44,117                   | 44,685                              | 44,354                        | 44,354                   | 42,958                   | (1,396)                                    | (3.15%)               |
|  | <b><u>Total Capital Outlay and Transfers</u></b> | <b><u>\$ 44,117</u></b>  | <b><u>\$ 44,685</u></b>             | <b><u>\$ 44,354</u></b>       | <b><u>\$ 44,354</u></b>  | <b><u>\$ 62,958</u></b>  | <b><u>\$ 18,604</u></b>                    | <b><u>41.94%</u></b>  |
|  | <b>Department Total:</b>                         | <b><u>\$ 234,641</u></b> | <b><u>\$ 210,778</u></b>            | <b><u>\$ 242,178</u></b>      | <b><u>\$ 246,842</u></b> | <b><u>\$ 256,748</u></b> | <b><u>\$ 14,570</u></b>                    | <b><u>6.02%</u></b>   |

City of Kenai  
Fiscal Year 2027 Operating Budget

Fund: 019 - Senior Citizens Fund  
Department: - 70 - Senior Citizen Access

|  |  |
|--|--|
| <b>2022 Operating, Repair &amp; Maintenance.</b> Activity supplies, volunteer appreciation supplies and choir music. | <b>4538 Repair &amp; Maintenance.</b> Fire extinguishers testing.                                      |
| <b>4531 Professional Services.</b> Exterior flowers installation and maintenance, and motion picture licensing.      | <b>9090 Transfers Out.</b> Central administrative charges from General Fund.                           |
|  | <b>8064 Machinery &amp; Equipment.</b> Special Project: Condenser for walk in fridge/freezer \$20,000. |

**City of Kenai  
Fiscal Year 2027 Operating Budget**

**Fund: 019 - Senior Citizens Fund  
Department:- Congregate Meals**

| <u>Account Number</u>                        | <u>Expense Description</u>                       | <u>FY2025 Actual</u> | <u>Five year Historical Average</u> | <u>Original Budget FY2026</u> | <u>Amended Budget</u> | <u>Proposed FY2027</u> | <u>Increase (Decrease) FY2026 Original</u> | <u>% Change</u> |
|--|--|----------------------|-------------------------------------|-------------------------------|-----------------------|------------------------|--|-----------------|
| <b><u>Salaries and Benefits</u></b>          |  |                      |                                     |                               |                       |                        |  |                 |
| 0100   | Salaries   | \$ 60,872            | \$ 53,680                           | \$ 69,432                     | \$ 69,432             | \$ 70,129              | \$ 697                                     | 1.00%           |
| 0200   | Overtime   | 169                  | 73                                  | 91                            | 91                    | 186                    | 95   | 104.40%         |
| 0250   | Holiday Pay                                      | -                    | -                                   | -                             | -                     | -                      | -  | -               |
| 0300   | Leave  | 1,415                | 1,417                               | 2,634                         | 2,634                 | 2,651                  | 17   | 0.65%           |
| 0400   | Medicare   | 896                  | 772                                 | 1,046                         | 1,046                 | 1,059                  | 13   | 1.24%           |
| 0450   | Social Security                                  | 750                  | 501                                 | 368                           | 368                   | 387                    | 19   | 5.16%           |
| 0500   | PERS   | 12,593               | 12,807                              | 18,015                        | 18,015                | 19,119                 | 1,104                                      | 6.13%           |
| 0600   | Unemployment Insurance                           | -                    | 33                                  | 361                           | 361                   | 366                    | 5  | 1.39%           |
| 0700   | Workers Compensation                             | 913                  | 747                                 | 1,067                         | 1,067                 | 1,293                  | 226  | 21.18%          |
| 0800   | Health & Life Insurance                          | 23,638               | 21,909                              | 30,164                        | 30,164                | 18,658                 | (11,506)                                   | (38.14%)        |
| 0900   | Supplemental Retirement                          | 3,116                | 1,783                               | 1,040                         | 1,040                 | 3,367                  | 2,327                                      | 223.75%         |
|  | <b><u>Total Salaries &amp; Benefits</u></b>      | <b>\$ 104,362</b>    | <b>\$ 93,722</b>                    | <b>\$ 124,218</b>             | <b>\$ 124,218</b>     | <b>\$ 117,215</b>      | <b>\$ (7,003)</b>                          | <b>(5.64%)</b>  |
| <b><u>Maintenance and Operations</u></b>     |  |                      |                                     |                               |                       |                        |  |                 |
| 2021   | Office Supplies                                  | 163                  | 325                                 | 650                           | 650                   | 200                    | (450)                                      | (69.23%)        |
| 2022   | Operating & Repair Supplies                      | 34,152               | 47,824                              | 61,458                        | 92,479                | 60,627                 | (831)                                      | (1.35%)         |
| 2024   | Small Tools/Minor Equipment                      | 2,334                | 1,155                               | 1,100                         | 1,317                 | 1,125                  | 25   | 2.27%           |
| 2026   | Computer Software                                | 896                  | 831                                 | 951                           | 951                   | 1,051                  | 100  | 10.52%          |
| 4531   | Professional Services                            | 5,386                | 2,212                               | 2,000                         | 25,400                | 2,500                  | 500  | 25.00%          |
| 4532   | Communications                                   | 335                  | 436                                 | 470                           | 470                   | 470                    | -  | -               |
| 4533   | Travel & Transportation                          | 1,158                | 1,027                               | 800                           | 800                   | 2,333                  | 1,533                                      | 191.63%         |
| 4534   | Advertising                                      | 128                  | 115                                 | 200                           | 200                   | 300                    | 100  | 50.00%          |
| 4535   | Printing & Binding                               | 540                  | 437                                 | 700                           | 700                   | 700                    | -  | -               |
| 4536   | Insurance  | 2,028                | 2,673                               | 4,740                         | 4,740                 | 5,767                  | 1,027                                      | 21.67%          |
| 4537   | Utilities  | 9,288                | 8,364                               | 6,428                         | 6,428                 | 9,338                  | 2,910                                      | 45.27%          |
| 4538   | Repair & Maintenance                             | 1,998                | 933                                 | 2,320                         | 2,320                 | 2,320                  | -  | -               |
| 4539   | Rentals  | -                    | -                                   | -                             | -                     | -                      | -  | -               |
| 4540   | Equip. Fund Pmts.                                | 1,903                | 622                                 | 2,850                         | 2,850                 | 3,165                  | 315  | 11.05%          |
| 4541   | Postage  | 225                  | 135                                 | 250                           | 250                   | 300                    | 50   | 20.00%          |
| 4666   | Books  | -                    | -                                   | -                             | -                     | -                      | -  | -               |
| 4667   | Dues & Publications                              | 209                  | 209                                 | 244                           | 244                   | 407                    | 163  | 66.80%          |
| 4999   | Contingency                                      | -                    | -                                   | -                             | -                     | -                      | -  | -               |
| 5041   | Miscellaneous                                    | -                    | -                                   | -                             | -                     | -                      | -  | -               |
| 5045   | Depreciation                                     | -                    | -                                   | -                             | -                     | -                      | -  | -               |
| 5047   | Grants to Agencies                               | -                    | -                                   | -                             | -                     | -                      | -  | -               |
|  | <b><u>Total Maint. and Operations</u></b>        | <b>\$ 60,743</b>     | <b>\$ 67,298</b>                    | <b>\$ 85,161</b>              | <b>\$ 139,799</b>     | <b>\$ 90,603</b>       | <b>\$ 5,442</b>                            | <b>6.39%</b>    |
| <b><u>Capital Outlay &amp; Transfers</u></b> |  |                      |                                     |                               |                       |                        |  |                 |
| 8061   | Land   | -                    | -                                   | -                             | -                     | -                      | -  | -               |
| 8062   | Buildings  | -                    | -                                   | -                             | -                     | -                      | -  | -               |
| 8063   | Improvements                                     | -                    | -                                   | -                             | -                     | -                      | -  | -               |
| 8064   | Machinery & Equipment                            | -                    | 9,847                               | -                             | -                     | -                      | -  | -               |
| 9090   | Transfers Out                                    | 29,177               | 30,829                              | 29,334                        | 29,334                | 31,941                 | 2,607                                      | 8.89%           |
|  | <b><u>Total Capital Outlay and Transfers</u></b> | <b>\$ 29,177</b>     | <b>\$ 40,676</b>                    | <b>\$ 29,334</b>              | <b>\$ 29,334</b>      | <b>\$ 31,941</b>       | <b>\$ 2,607</b>                            | <b>8.89%</b>    |
|  | <b>Department Total:</b>                         | <b>\$ 194,282</b>    | <b>\$ 201,696</b>                   | <b>\$ 238,713</b>             | <b>\$ 293,351</b>     | <b>\$ 239,759</b>      | <b>\$ 1,046</b>                            | <b>0.44%</b>    |

City of Kenai  
Fiscal Year 2027 Operating Budget

Fund: 019 - Senior Citizens Fund  
Department: - 71 - Congregate Meals

**2022 Operating & Repair Supplies.** Food and supplies for meal preparation, paper and packaging products, and other miscellaneous supplies. Food and supplies are allocated based on the number of meals served.

**4538 Repair & Maintenance.** Equipment repair and maintenance, including security, fire alarm testing, kitchen fire extinguisher and hood.

**4531 Professional Services.** Outdoor gardening supplies.

**9090 Transfers Out.** Central administrative charges from General Fund.

**City of Kenai  
Fiscal Year 2027 Operating Budget**

**Fund: 019 - Senior Citizens Fund  
Department:- Home Delivered Meals**

| <u>Account Number</u>                        | <u>Expense Description</u>                       | <u>FY2025 Actual</u>     | <u>Five year Historical Average</u> | <u>Original Budget FY2026</u> | <u>Amended Budget</u>    | <u>Proposed FY2027</u>   | <u>Increase (Decrease) FY2026 Original</u> | <u>% Change</u>       |
|--|--|--------------------------|-------------------------------------|-------------------------------|--------------------------|--------------------------|--|-----------------------|
| <b><u>Salaries and Benefits</u></b>          |  |                          |                                     |                               |                          |                          |  |                       |
| 0100   | Salaries   | \$ 126,325               | \$ 110,061                          | \$ 121,490                    | \$ 121,490               | \$ 126,921               | \$ 5,431                                   | 4.47%                 |
| 0200   | Overtime   | 340                      | 197                                 | 182                           | 182                      | 338                      | 156  | 85.71%                |
| 0250   | Holiday Pay                                      | -                        | -                                   | -                             | -                        | -                        | -  | -                     |
| 0300   | Leave  | 2,848                    | 3,115                               | 4,599                         | 4,599                    | 4,798                    | 199  | 4.33%                 |
| 0400   | Medicare   | 1,856                    | 1,589                               | 1,831                         | 1,831                    | 1,916                    | 85   | 4.64%                 |
| 0450   | Social Security                                  | 1,729                    | 1,271                               | 655                           | 655                      | 701                      | 46   | 7.02%                 |
| 0500   | PERS   | 31,783                   | 24,992                              | 31,479                        | 31,479                   | 34,601                   | 3,122                                      | 9.92%                 |
| 0600   | Unemployment Insurance                           | -                        | 33                                  | 631                           | 631                      | 660                      | 29   | 4.60%                 |
| 0700   | Workers Compensation                             | 1,962                    | 1,596                               | 1,866                         | 1,866                    | 2,338                    | 472  | 25.29%                |
| 0800   | Health & Life Insurance                          | 47,577                   | 42,492                              | 52,694                        | 52,694                   | 33,770                   | (18,924)                                   | (35.91%)              |
| 0900   | Supplemental Retirement                          | 6,379                    | 3,609                               | 2,849                         | 2,849                    | 6,093                    | 3,244                                      | 113.86%               |
|  | <b><u>Total Salaries &amp; Benefits</u></b>      | <b><u>\$ 220,799</u></b> | <b><u>\$ 188,955</u></b>            | <b><u>\$ 218,276</u></b>      | <b><u>\$ 218,276</u></b> | <b><u>\$ 212,136</u></b> | <b><u>\$ (6,140)</u></b>                   | <b><u>(2.81%)</u></b> |
| <b><u>Maintenance and Operations</u></b>     |  |                          |                                     |                               |                          |                          |  |                       |
| 2021   | Office Supplies                                  | -                        | 11                                  | 200                           | 200                      | 200                      | -  | -                     |
| 2022   | Operating & Repair Supplies                      | 133,301                  | 110,991                             | 107,270                       | 138,291                  | 111,061                  | 3,791                                      | 3.53%                 |
| 2024   | Small Tools/Minor Equipment                      | 1,290                    | 403                                 | 600                           | 817                      | 625                      | 25   | 4.17%                 |
| 2026   | Computer Software                                | 783                      | 881                                 | 951                           | 951                      | 1,051                    | 100  | 10.52%                |
| 4531   | Professional Services                            | 2,351                    | 598                                 | 300                           | 300                      | 300                      | -  | -                     |
| 4532   | Communications                                   | 467                      | 644                                 | 470                           | 470                      | 470                      | -  | -                     |
| 4533   | Travel & Transportation                          | 238                      | 224                                 | 500                           | 500                      | 1,833                    | 1,333                                      | 266.60%               |
| 4534   | Advertising                                      | -                        | -                                   | -                             | -                        | -                        | -  | -                     |
| 4535   | Printing & Binding                               | 578                      | 478                                 | 700                           | 700                      | 700                      | -  | -                     |
| 4536   | Insurance  | 9,255                    | 6,318                               | 7,753                         | 7,753                    | 9,430                    | 1,677                                      | 21.63%                |
| 4537   | Utilities  | 17,169                   | 14,918                              | 19,521                        | 19,521                   | 17,965                   | (1,556)                                    | (7.97%)               |
| 4538   | Repair & Maintenance                             | 500                      | 100                                 | -                             | -                        | -                        | -  | -                     |
| 4539   | Rentals  | -                        | -                                   | -                             | -                        | -                        | -  | -                     |
| 4540   | Equip. Fund Pmts.                                | 3,832                    | 3,863                               | 4,979                         | 4,979                    | 5,725                    | 746  | 14.98%                |
| 4541   | Postage  | 200                      | 120                                 | 200                           | 200                      | 300                      | 100  | 50.00%                |
| 4666   | Books  | -                        | -                                   | -                             | -                        | -                        | -  | -                     |
| 4667   | Dues & Publications                              | 208                      | 214                                 | 360                           | 360                      | 575                      | 215  | 59.72%                |
| 4999   | Contingency                                      | -                        | -                                   | -                             | -                        | -                        | -  | -                     |
| 5041   | Miscellaneous                                    | -                        | -                                   | -                             | -                        | -                        | -  | -                     |
| 5045   | Depreciation                                     | -                        | -                                   | -                             | -                        | -                        | -  | -                     |
| 5047   | Grants to Agencies                               | -                        | -                                   | -                             | -                        | -                        | -  | -                     |
|  | <b><u>Total Maint. and Operations</u></b>        | <b><u>\$ 170,172</u></b> | <b><u>\$ 139,763</u></b>            | <b><u>\$ 143,804</u></b>      | <b><u>\$ 175,042</u></b> | <b><u>\$ 150,235</u></b> | <b><u>\$ 6,431</u></b>                     | <b><u>4.47%</u></b>   |
| <b><u>Capital Outlay &amp; Transfers</u></b> |  |                          |                                     |                               |                          |                          |  |                       |
| 8061   | Land   | -                        | -                                   | -                             | -                        | -                        | -  | -                     |
| 8062   | Buildings  | -                        | -                                   | -                             | -                        | -                        | -  | -                     |
| 8063   | Improvements                                     | -                        | -                                   | -                             | -                        | -                        | -  | -                     |
| 8064   | Machinery & Equipment                            | -                        | 3,160                               | -                             | -                        | -                        | -  | -                     |
| 9090   | Transfers Out                                    | 59,141                   | 58,648                              | 59,459                        | 59,459                   | 57,794                   | (1,665)                                    | (2.80%)               |
|  | <b><u>Total Capital Outlay and Transfers</u></b> | <b><u>\$ 59,141</u></b>  | <b><u>\$ 61,808</u></b>             | <b><u>\$ 59,459</u></b>       | <b><u>\$ 59,459</u></b>  | <b><u>\$ 57,794</u></b>  | <b><u>\$ (1,665)</u></b>                   | <b><u>(2.80%)</u></b> |
|  | <b>Department Total:</b>                         | <b><u>\$ 450,112</u></b> | <b><u>\$ 390,526</u></b>            | <b><u>\$ 421,539</u></b>      | <b><u>\$ 452,777</u></b> | <b><u>\$ 420,165</u></b> | <b><u>\$ (1,374)</u></b>                   | <b><u>(0.33%)</u></b> |

City of Kenai  
Fiscal Year 2027 Operating Budget

Fund: 019 - Senior Citizens Fund  
Department: - 72 - Home Delivered Meals

**2022 Operating & Repair Supplies.** Food and supplies for meal preparation, paper and packaging products, and other miscellaneous supplies. Food and supplies are allocated based on the number of meals served.

**4531 Professional Services.** Background checks.

**2024 Small Tools & Minor Equipment.** Miscellaneous kitchen equipment and computer replacements.

**9090 Transfers Out.** Central administrative charges from General Fund.

**City of Kenai  
Fiscal Year 2027 Operating Budget**

**Fund: 019 - Senior Citizens Fund  
Department:- Transportation**

| <u>Account Number</u>                        | <u>Expense Description</u>                       | <u>FY2025 Actual</u>     | <u>Five year Historical Average</u> | <u>Original Budget FY2026</u> | <u>Amended Budget</u>    | <u>Proposed FY2027</u>   | <u>Increase (Decrease) FY2026 Original</u> | <u>% Change</u>       |
|--|--|--------------------------|-------------------------------------|-------------------------------|--------------------------|--------------------------|--|-----------------------|
| <b><u>Salaries and Benefits</u></b>          |  |                          |                                     |                               |                          |                          |  |                       |
| 0100   | Salaries   | \$ 55,783                | \$ 41,826                           | \$ 69,696                     | \$ 69,696                | \$ 69,800                | \$ 104                                     | 0.15%                 |
| 0200   | Overtime   | 49                       | 51                                  | 84                            | 84                       | 129                      | 45   | 53.57%                |
| 0250   | Holiday Pay                                      | -                        | -                                   | -                             | -                        | -                        | -  | -                     |
| 0300   | Leave  | -                        | 104                                 | 1,083                         | 1,083                    | 1,126                    | 43   | 3.97%                 |
| 0400   | Medicare   | 804                      | 597                                 | 1,028                         | 1,028                    | 1,031                    | 3  | 0.29%                 |
| 0450   | Social Security                                  | 1,388                    | 1,004                               | 2,687                         | 2,687                    | 2,626                    | (61)                                       | (2.27%)               |
| 0500   | PERS   | 7,012                    | 6,605                               | 7,490                         | 7,490                    | 8,230                    | 740  | 9.88%                 |
| 0600   | Unemployment Insurance                           | -                        | 16                                  | 354                           | 354                      | 356                      | 2  | 0.56%                 |
| 0700   | Workers Compensation                             | 1,328                    | 709                                 | 1,395                         | 1,395                    | 2,284                    | 889  | 63.73%                |
| 0800   | Health & Life Insurance                          | 8,016                    | 7,927                               | 8,016                         | 8,016                    | 6,012                    | (2,004)                                    | (25.00%)              |
| 0900   | Supplemental Retirement                          | 1,084                    | 729                                 | 171                           | 171                      | 1,044                    | 873  | 510.53%               |
|  | <b><u>Total Salaries &amp; Benefits</u></b>      | <b><u>\$ 75,464</u></b>  | <b><u>\$ 59,568</u></b>             | <b><u>\$ 92,004</u></b>       | <b><u>\$ 92,004</u></b>  | <b><u>\$ 92,638</u></b>  | <b><u>\$ 634</u></b>                       | <b><u>0.69%</u></b>   |
| <b><u>Maintenance and Operations</u></b>     |  |                          |                                     |                               |                          |                          |  |                       |
| 2021   | Office Supplies                                  | -                        | 16                                  | 150                           | 150                      | 200                      | 50   | 33.33%                |
| 2022   | Operating & Repair Supplies                      | 5,000                    | 6,328                               | 5,000                         | 11,000                   | 6,000                    | 1,000                                      | 20.00%                |
| 2024   | Small Tools/Minor Equipment                      | 239                      | 234                                 | 485                           | 485                      | 975                      | 490  | 101.03%               |
| 2026   | Computer Software                                | 814                      | 822                                 | 951                           | 951                      | 1,051                    | 100  | 10.52%                |
| 4531   | Professional Services                            | 759                      | 395                                 | 1,200                         | 1,200                    | 1,000                    | (200)                                      | (16.67%)              |
| 4532   | Communications                                   | 514                      | 433                                 | 470                           | 470                      | 470                      | -  | -                     |
| 4533   | Travel & Transportation                          | 54                       | 74                                  | 100                           | 100                      | -                        | (100)                                      | (100.00%)             |
| 4534   | Advertising                                      | -                        | -                                   | -                             | -                        | -                        | -  | -                     |
| 4535   | Printing & Binding                               | 14                       | 255                                 | 700                           | 700                      | 700                      | -  | -                     |
| 4536   | Insurance  | 2,355                    | 1,998                               | 2,520                         | 2,520                    | 3,066                    | 546  | 21.67%                |
| 4537   | Utilities  | 7,922                    | 7,129                               | 10,822                        | 10,822                   | 8,188                    | (2,634)                                    | (24.34%)              |
| 4538   | Repair & Maintenance                             | 95                       | 39                                  | 250                           | 250                      | -                        | (250)                                      | -                     |
| 4539   | Rentals  | -                        | -                                   | -                             | -                        | -                        | -  | (100.00%)             |
| 4540   | Equip. Fund Pmts.                                | 1,749                    | 2,729                               | 1,588                         | 1,588                    | 1,824                    | 236  | 14.86%                |
| 4541   | Postage  | 100                      | 62                                  | 100                           | 100                      | 100                      | -  | -                     |
| 4666   | Books  | -                        | -                                   | -                             | -                        | -                        | -  | -                     |
| 4667   | Dues & Publications                              | -                        | 27                                  | 117                           | 117                      | 167                      | 50   | 42.74%                |
| 4999   | Contingency                                      | -                        | -                                   | -                             | -                        | -                        | -  | -                     |
| 5041   | Miscellaneous                                    | -                        | -                                   | -                             | -                        | -                        | -  | -                     |
| 5045   | Depreciation                                     | -                        | -                                   | -                             | -                        | -                        | -  | -                     |
| 5047   | Grants to Agencies                               | -                        | -                                   | -                             | -                        | -                        | -  | -                     |
|  | <b><u>Total Maint. and Operations</u></b>        | <b><u>\$ 19,615</u></b>  | <b><u>\$ 20,541</u></b>             | <b><u>\$ 24,453</u></b>       | <b><u>\$ 30,453</u></b>  | <b><u>\$ 23,741</u></b>  | <b><u>\$ (712)</u></b>                     | <b><u>(2.91%)</u></b> |
| <b><u>Capital Outlay &amp; Transfers</u></b> |  |                          |                                     |                               |                          |                          |  |                       |
| 8061   | Land   | -                        | -                                   | -                             | -                        | -                        | -  | -                     |
| 8062   | Buildings  | -                        | -                                   | -                             | -                        | -                        | -  | -                     |
| 8063   | Improvements                                     | -                        | -                                   | -                             | -                        | -                        | -  | -                     |
| 8064   | Machinery & Equipment                            | -                        | -                                   | -                             | -                        | -                        | -  | -                     |
| 9090   | Transfers Out                                    | 27,069                   | 21,603                              | 27,215                        | 27,215                   | 25,768                   | (1,447)                                    | (5.32%)               |
|  | <b><u>Total Capital Outlay and Transfers</u></b> | <b><u>\$ 27,069</u></b>  | <b><u>\$ 21,603</u></b>             | <b><u>\$ 27,215</u></b>       | <b><u>\$ 27,215</u></b>  | <b><u>\$ 25,768</u></b>  | <b><u>\$ (1,447)</u></b>                   | <b><u>(5.32%)</u></b> |
|  | <b>Department Total:</b>                         | <b><u>\$ 122,148</u></b> | <b><u>\$ 101,712</u></b>            | <b><u>\$ 143,672</u></b>      | <b><u>\$ 149,672</u></b> | <b><u>\$ 142,147</u></b> | <b><u>\$ (1,525)</u></b>                   | <b><u>(1.06%)</u></b> |

City of Kenai  
Fiscal Year 2027 Operating Budget

Fund: 019 - Senior Citizens Fund  
Department: - 74 - Transportation

|   |  |
|---|--|
| <b>2022 Operating &amp; Repair Supplies.</b> Fuel for vehicles.         | <b>9090 Transfers Out.</b> Central administrative charges from General Fund. |
| <b>4531 Professional Services.</b> Cleaning and detailing for vehicles. |  |

**City of Kenai  
Fiscal Year 2027 Operating Budget**

**Fund: 019 - Senior Citizens Fund  
Department:- Choice Waiver**

| <u>Account Number</u>                        | <u>Expense Description</u>                       | <u>FY2025 Actual</u>    | <u>Five year Historical Average</u> | <u>Original Budget FY2026</u> | <u>Amended Budget</u>   | <u>Proposed FY2027</u>  | <u>Increase (Decrease) FY2026 Original</u> | <u>% Change</u>      |
|--|--|-------------------------|-------------------------------------|-------------------------------|-------------------------|-------------------------|--|----------------------|
| <b><u>Salaries and Benefits</u></b>          |  |                         |                                     |                               |                         |                         |  |                      |
| 0100   | Salaries   | \$ 13,719               | \$ 27,678                           | \$ 18,376                     | \$ 18,376               | \$ 21,387               | \$ 3,011                                   | 16.39%               |
| 0200   | Overtime   | 45                      | 31                                  | 24                            | 24                      | 57                      | 33   | 137.50%              |
| 0250   | Holiday Pay                                      | -                       | -                                   | -                             | -                       | -                       | -  | -                    |
| 0300   | Leave  | 376                     | 732                                 | 698                           | 698                     | 809                     | 111  | 15.90%               |
| 0400   | Medicare   | 240                     | 404                                 | 277                           | 277                     | 322                     | 45   | 16.25%               |
| 0450   | Social Security                                  | 209                     | 248                                 | 217                           | 217                     | 118                     | (99)                                       | (45.62%)             |
| 0500   | PERS   | 4,252                   | 7,403                               | 4,776                         | 4,776                   | 5,831                   | 1,055                                      | 22.09%               |
| 0600   | Unemployment Insurance                           | -                       | 20                                  | 95                            | 95                      | 112                     | 17   | 17.89%               |
| 0700   | Workers Compensation                             | 245                     | 384                                 | 282                           | 282                     | 394                     | 112  | 39.72%               |
| 0800   | Health & Life Insurance                          | 6,276                   | 11,824                              | 7,994                         | 7,994                   | 5,692                   | (2,302)                                    | (28.80%)             |
| 0900   | Supplemental Retirement                          | 828                     | 861                                 | 255                           | 255                     | 1,027                   | 772  | 302.75%              |
|  | <b><u>Total Salaries &amp; Benefits</u></b>      | <b><u>\$ 26,190</u></b> | <b><u>\$ 49,585</u></b>             | <b><u>\$ 32,994</u></b>       | <b><u>\$ 32,994</u></b> | <b><u>\$ 35,749</u></b> | <b><u>\$ 2,755</u></b>                     | <b><u>8.35%</u></b>  |
| <b><u>Maintenance and Operations</u></b>     |  |                         |                                     |                               |                         |                         |  |                      |
| 2021   | Office Supplies                                  | -                       | 7                                   | 100                           | 100                     | 200                     | 100  | 100.00%              |
| 2022   | Operating & Repair Supplies                      | 17,195                  | 23,413                              | 17,972                        | 17,972                  | 21,643                  | 3,671                                      | 20.43%               |
| 2024   | Small Tools/Minor Equipment                      | 283                     | 242                                 | 335                           | 552                     | 325                     | (10)                                       | (2.99%)              |
| 2026   | Computer Software                                | 627                     | 602                                 | 951                           | 951                     | 1,051                   | 100  | 10.52%               |
| 4531   | Professional Services                            | 3,976                   | 3,475                               | 4,200                         | 4,200                   | 4,300                   | 100  | 2.38%                |
| 4532   | Communications                                   | 291                     | 463                                 | 470                           | 470                     | 470                     | -  | -                    |
| 4533   | Travel & Transportation                          | 386                     | 464                                 | 500                           | 500                     | 500                     | -  | -                    |
| 4534   | Advertising                                      | -                       | -                                   | -                             | -                       | -                       | -  | -                    |
| 4535   | Printing & Binding                               | 578                     | 377                                 | 700                           | 700                     | 700                     | -  | -                    |
| 4536   | Insurance  | 1,641                   | 1,657                               | 1,130                         | 1,130                   | 1,374                   | 244  | 21.59%               |
| 4537   | Utilities  | 1,776                   | 4,845                               | 2,893                         | 2,893                   | 2,771                   | (122)                                      | (4.22%)              |
| 4538   | Repair & Maintenance                             | -                       | 5                                   | -                             | -                       | -                       | -  | -                    |
| 4539   | Rentals  | -                       | -                                   | -                             | -                       | -                       | -  | -                    |
| 4540   | Equip. Fund Pmts.                                | 506                     | 2,336                               | 755                           | 755                     | 965                     | 210  | 27.81%               |
| 4541   | Postage  | 200                     | 126                                 | 200                           | 200                     | 300                     | 100  | 50.00%               |
| 4666   | Books  | -                       | -                                   | -                             | -                       | -                       | -  | -                    |
| 4667   | Dues & Publications                              | 248                     | 186                                 | 360                           | 360                     | 574                     | 214  | 59.44%               |
| 4999   | Contingency                                      | -                       | -                                   | -                             | -                       | -                       | -  | -                    |
| 5041   | Miscellaneous                                    | -                       | -                                   | -                             | -                       | -                       | -  | -                    |
| 5045   | Depreciation                                     | -                       | -                                   | -                             | -                       | -                       | -  | -                    |
| 5047   | Grants to Agencies                               | -                       | -                                   | -                             | -                       | -                       | -  | -                    |
|  | <b><u>Total Maint. and Operations</u></b>        | <b><u>\$ 27,707</u></b> | <b><u>\$ 38,198</u></b>             | <b><u>\$ 30,566</u></b>       | <b><u>\$ 30,783</u></b> | <b><u>\$ 35,173</u></b> | <b><u>\$ 4,607</u></b>                     | <b><u>15.07%</u></b> |
| <b><u>Capital Outlay &amp; Transfers</u></b> |  |                         |                                     |                               |                         |                         |  |                      |
| 8061   | Land   | -                       | -                                   | -                             | -                       | -                       | -  | -                    |
| 8062   | Buildings  | -                       | -                                   | -                             | -                       | -                       | -  | -                    |
| 8063   | Improvements                                     | -                       | -                                   | -                             | -                       | -                       | -  | -                    |
| 8064   | Machinery & Equipment                            | -                       | -                                   | -                             | -                       | -                       | -  | -                    |
| 9090   | Transfers Out                                    | 7,796                   | 16,216                              | 7,838                         | 7,838                   | 9,739                   | 1,901                                      | 24.25%               |
|  | <b><u>Total Capital Outlay and Transfers</u></b> | <b><u>\$ 7,796</u></b>  | <b><u>\$ 16,216</u></b>             | <b><u>\$ 7,838</u></b>        | <b><u>\$ 7,838</u></b>  | <b><u>\$ 9,739</u></b>  | <b><u>\$ 1,901</u></b>                     | <b><u>24.25%</u></b> |
|  | <b>Department Total:</b>                         | <b><u>\$ 61,693</u></b> | <b><u>\$ 103,999</u></b>            | <b><u>\$ 71,398</u></b>       | <b><u>\$ 71,615</u></b> | <b><u>\$ 80,661</u></b> | <b><u>\$ 9,263</u></b>                     | <b><u>12.97%</u></b> |

City of Kenai  
Fiscal Year 2027 Operating Budget

Fund: 019 - Senior Citizens Fund  
Department: - 75 - Choice Waiver

**2022 Operating & Repair Supplies.** Food and supplies for meal preparation, paper and packaging products, and other miscellaneous supplies. **9090 Transfers Out.** Central administrative charges from General Fund.

**4531 Professional Services.** Contracted billing services and background checks.

# DEBT SERVICE FUNDS

The City's Debt Service Fund is used to accumulate monies for payment of general obligation bonds issued for construction, improvements, and equipping public facilities throughout the City. The City has the following active debt authorizations.

## 1. LIBRARY EXPANSION BONDS

The voters of the City of Kenai authorized the issuance of \$2,000,000 of general obligation bonds at the City's October 2, 2007 general election for the expansion of the Kenai Library. These bonds were issued on March 11, 2010 in the amount of \$2,000,000 with a term of twenty years. In July 2020 these bonds were advance refundable to reduce the Debt service costs annually for the remaining ten years of the debt. The advance refunding resulted in a cash flow savings of \$132,171 and an economic gain of \$119,680.

## 2. KENAI BLUFF EROSION CONTROL BONDS

The voters of the City of Kenai authorized the issuance of \$2,000,000 of general obligation bonds at the City's October 2, 2007 general election for stabilization of the eroding bluff at the mouth of the Kenai River. To date, the bonds remain unissued as full project funding is yet to be secured.

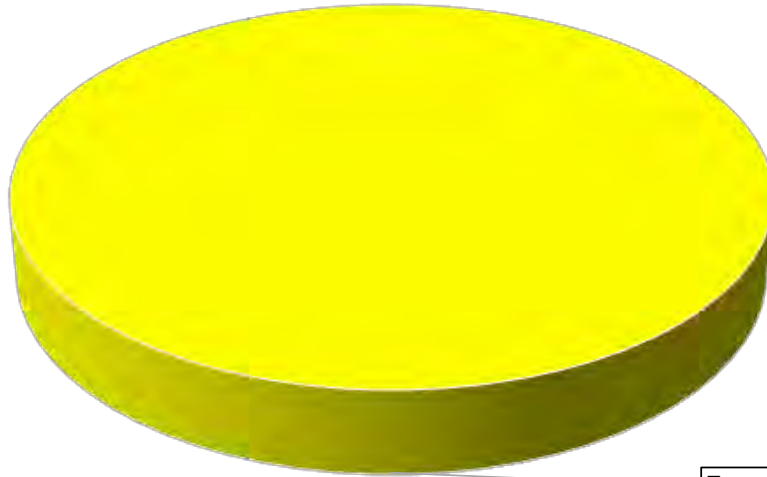
Pursuant to Section 6-1 of the Kenai Municipal Charter, outstanding general-obligation indebtedness of the "City shall not at any time exceed twenty percent (20%) of the assessed value of real and personal property in the City. The FY2026 debt limit for the City is:

|                                |                      |
|--------------------------------|----------------------|
| Total Assessed Value           | \$1,049,950,664      |
|                                | <u>X 20%</u>         |
| Maximum Indebtedness           | 209,990,133          |
| Outstanding Debt, July 1, 2026 | <u>460,000</u>       |
| Available Debt Capacity        | <u>\$209,530,133</u> |



## WHERE THE MONEY COMES FROM – TOTAL OPERATING REVENUE


**\$125,375**



Transfers In, \$125,375,  
100.00%

## WHERE THE MONEY GO – TOTAL OPERATING EXPENDITURES

**\$125,375**



Debt Service  
\$125,375  
100.00%

**City of Kenai  
Fiscal Year 2027 Operating Budget**

**Fund 048 - Debt Service**

|  | <u>Actual<br/>FY2024</u> | <u>Actual<br/>FY2025</u> | <u>Original<br/>Budget<br/>FY2026</u> | <u>Projection<br/>FY2026</u> | <u>Proposed<br/>FY2027</u> |
|--|--------------------------|--------------------------|---------------------------------------|------------------------------|----------------------------|
| <b>Revenues</b>                        |                          |                          |                                       |                              |                            |
| Bond Interest Subsidy                  |                          | -                        | -                                     | -                            | -                          |
| Proceeds form debt issuance            |                          | -                        | -                                     | -                            | -                          |
| Payments to refunded bond escrow agent |                          | -                        | -                                     | -                            | -                          |
| Transfer from General Fund             | <u>130,625</u>           | <u>130,750</u>           | <u>130,625</u>                        | <u>130,625</u>               | <u>125,375</u>             |
| Total Revenue                          | <u>130,625</u>           | <u>130,750</u>           | <u>130,625</u>                        | <u>130,625</u>               | <u>125,375</u>             |
| <b>Expenditures</b>                    |                          |                          |                                       |                              |                            |
| Parks, Recreation & Culture            | <u>130,625</u>           | <u>130,750</u>           | <u>130,625</u>                        | <u>130,625</u>               | <u>125,375</u>             |
| Contributions To/From Fund Balance     | -                        | -                        | -                                     | -                            | -                          |
| Beginning Fund Balance                 | <u>-</u>                 | <u>-</u>                 | <u>-</u>                              | <u>-</u>                     | <u>-</u>                   |
| Ending Fund Balance                    | <u>\$ -</u>              | <u>\$ -</u>              | <u>\$ -</u>                           | <u>\$ -</u>                  | <u>\$ -</u>                |

City of Kenai  
Fiscal Year 2027 Operating Budget

Fund 048 - Debt Service

| Account Number                               | Expense Description                              | FY2025 Actual     | Five year Historical Average | Original Budget FY2026 | Amended Budget    | Proposed FY2027   | Increase (Decrease) FY2025 Original | % Change       |
|--|--|-------------------|------------------------------|------------------------|-------------------|-------------------|-------------------------------------|----------------|
| <b><u>Salaries and Benefits</u></b>          |  |                   |                              |                        |                   |                   |                                     |                |
| 0100   | Salaries   | \$ -              | \$ -                         | \$ -                   | \$ -              | \$ -              | \$ -                                | -              |
| 0200   | Overtime   | -                 | -                            | -                      | -                 | -                 | -                                   | -              |
| 0250   | Holiday Pay                                      | -                 | -                            | -                      | -                 | -                 | -                                   | -              |
| 0300   | Leave  | -                 | -                            | -                      | -                 | -                 | -                                   | -              |
| 0400   | Medicare   | -                 | -                            | -                      | -                 | -                 | -                                   | -              |
| 0450   | Social Security                                  | -                 | -                            | -                      | -                 | -                 | -                                   | -              |
| 0500   | PERS   | -                 | -                            | -                      | -                 | -                 | -                                   | -              |
| 0600   | Unemployment Insurance                           | -                 | -                            | -                      | -                 | -                 | -                                   | -              |
| 0700   | Workers Compensation                             | -                 | -                            | -                      | -                 | -                 | -                                   | -              |
| 0800   | Health & Life Insurance                          | -                 | -                            | -                      | -                 | -                 | -                                   | -              |
| 0900   | Supplemental Retirement                          | -                 | -                            | -                      | -                 | -                 | -                                   | -              |
|  | <b><u>Total Salaries &amp; Benefits</u></b>      | <b>\$ -</b>       | <b>\$ -</b>                  | <b>\$ -</b>            | <b>\$ -</b>       | <b>\$ -</b>       | <b>\$ -</b>                         | <b>-</b>       |
| <b><u>Maintenance and Operations</u></b>     |  |                   |                              |                        |                   |                   |                                     |                |
| 2021   | Office Supplies                                  | -                 | -                            | -                      | -                 | -                 | -                                   | -              |
| 2022   | Operating & Repair Supplies                      | -                 | -                            | -                      | -                 | -                 | -                                   | -              |
| 2024   | Small Tools/Minor Equipment                      | -                 | -                            | -                      | -                 | -                 | -                                   | -              |
| 2026   | Computer Software                                | -                 | -                            | -                      | -                 | -                 | -                                   | -              |
| 4531   | Professional Services                            | -                 | 3,189                        | -                      | -                 | -                 | -                                   | -              |
| 4532   | Communications                                   | -                 | -                            | -                      | -                 | -                 | -                                   | -              |
| 4533   | Travel & Transportation                          | -                 | -                            | -                      | -                 | -                 | -                                   | -              |
| 4534   | Advertising                                      | -                 | -                            | -                      | -                 | -                 | -                                   | -              |
| 4535   | Printing & Binding                               | -                 | -                            | -                      | -                 | -                 | -                                   | -              |
| 4536   | Insurance  | -                 | -                            | -                      | -                 | -                 | -                                   | -              |
| 4537   | Utilities  | -                 | -                            | -                      | -                 | -                 | -                                   | -              |
| 4538   | Repair & Maintenance                             | -                 | -                            | -                      | -                 | -                 | -                                   | -              |
| 4539   | Rentals  | -                 | -                            | -                      | -                 | -                 | -                                   | -              |
| 4540   | Equip. Fund Pmts.                                | -                 | -                            | -                      | -                 | -                 | -                                   | -              |
| 4541   | Postage  | -                 | -                            | -                      | -                 | -                 | -                                   | -              |
| 4666   | Books  | -                 | -                            | -                      | -                 | -                 | -                                   | -              |
| 4667   | Dues & Publications                              | -                 | -                            | -                      | -                 | -                 | -                                   | -              |
| 4999   | Contingency                                      | -                 | -                            | -                      | -                 | -                 | -                                   | -              |
| 5041   | Miscellaneous                                    | 130,750           | 368,887                      | 130,625                | 130,625           | 125,375           | (5,250)                             | (4.02%)        |
| 5045   | Depreciation                                     | -                 | -                            | -                      | -                 | -                 | -                                   | -              |
| 5047   | Grants to Agencies                               | -                 | -                            | -                      | -                 | -                 | -                                   | -              |
|  | <b><u>Total Maint. and Operations</u></b>        | <b>\$ 130,750</b> | <b>\$ 372,076</b>            | <b>\$ 130,625</b>      | <b>\$ 130,625</b> | <b>\$ 125,375</b> | <b>\$ (5,250)</b>                   | <b>(4.02%)</b> |
| <b><u>Capital Outlay &amp; Transfers</u></b> |  |                   |                              |                        |                   |                   |                                     |                |
| 8061   | Land   | -                 | -                            | -                      | -                 | -                 | -                                   | -              |
| 8062   | Buildings  | -                 | -                            | -                      | -                 | -                 | -                                   | -              |
| 8063   | Improvements                                     | -                 | -                            | -                      | -                 | -                 | -                                   | -              |
| 8064   | Machinery & Equipment                            | -                 | -                            | -                      | -                 | -                 | -                                   | -              |
| 9090   | Transfers Out                                    | -                 | -                            | -                      | -                 | -                 | -                                   | -              |
|  | <b><u>Total Capital Outlay and Transfers</u></b> | <b>\$ -</b>       | <b>\$ -</b>                  | <b>\$ -</b>            | <b>\$ -</b>       | <b>\$ -</b>       | <b>\$ -</b>                         | <b>-</b>       |
|  | <b>Department Total:</b>                         | <b>\$ 130,750</b> | <b>\$ 372,076</b>            | <b>\$ 130,625</b>      | <b>\$ 130,625</b> | <b>\$ 125,375</b> | <b>\$ (5,250)</b>                   | <b>(4.02%)</b> |

City of Kenai  
Fiscal Year 2027 Operating Budget

Fund 048 - Debt Service

Summary by Debt Issuance

| <u>Issue Date</u>                        | <u>Amount Issued</u> | <u>Interest Rate</u> | <u>Maturity Dates</u> | <u>Annual Installments</u> | <u>Outstanding 6/30/2026</u> |
|--|----------------------|----------------------|-----------------------|----------------------------|------------------------------|
| <b>Library Expansion Refunding Bonds</b> |                      |                      |                       |                            |                              |
| 3/11/2010                                | \$2,000,000          | 2.00 - 6.341         | 2011 - 2030           | \$143,560 - \$178,598      | \$ 460,000                   |

## PERMANENT FUNDS

AIRPORT LAND SALES PERMANENT FUND (ALSPF) was established to account for the proceeds of airport land sales, including principal and interest on long-term notes.

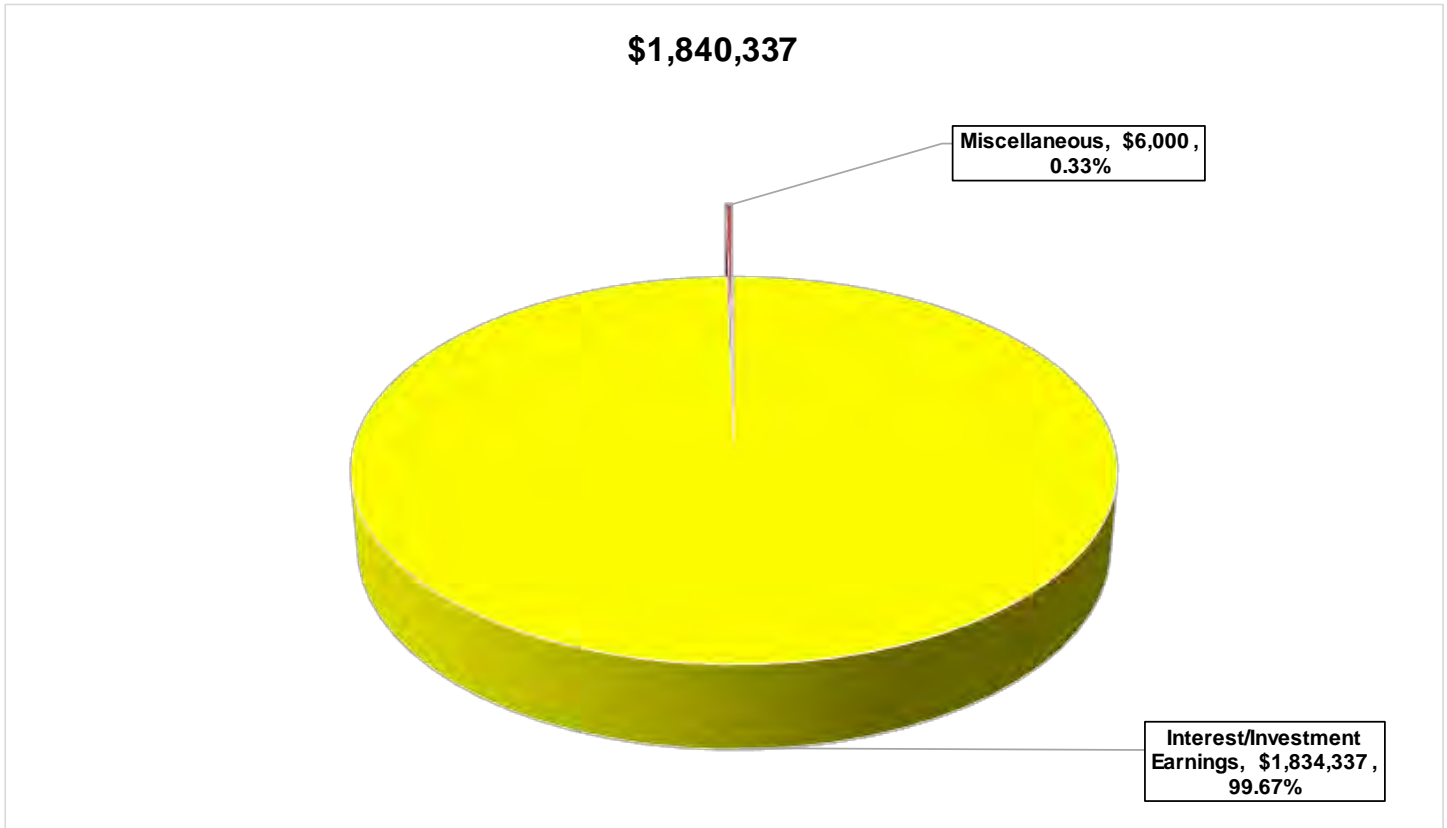
GENERAL GOVERNMENT LAND SALES PERMANENT FUND (GGLSPF) was established to account for the proceeds of general government land sales, including principal and interest on long-term notes. By City Charter, the principal cannot be spent.



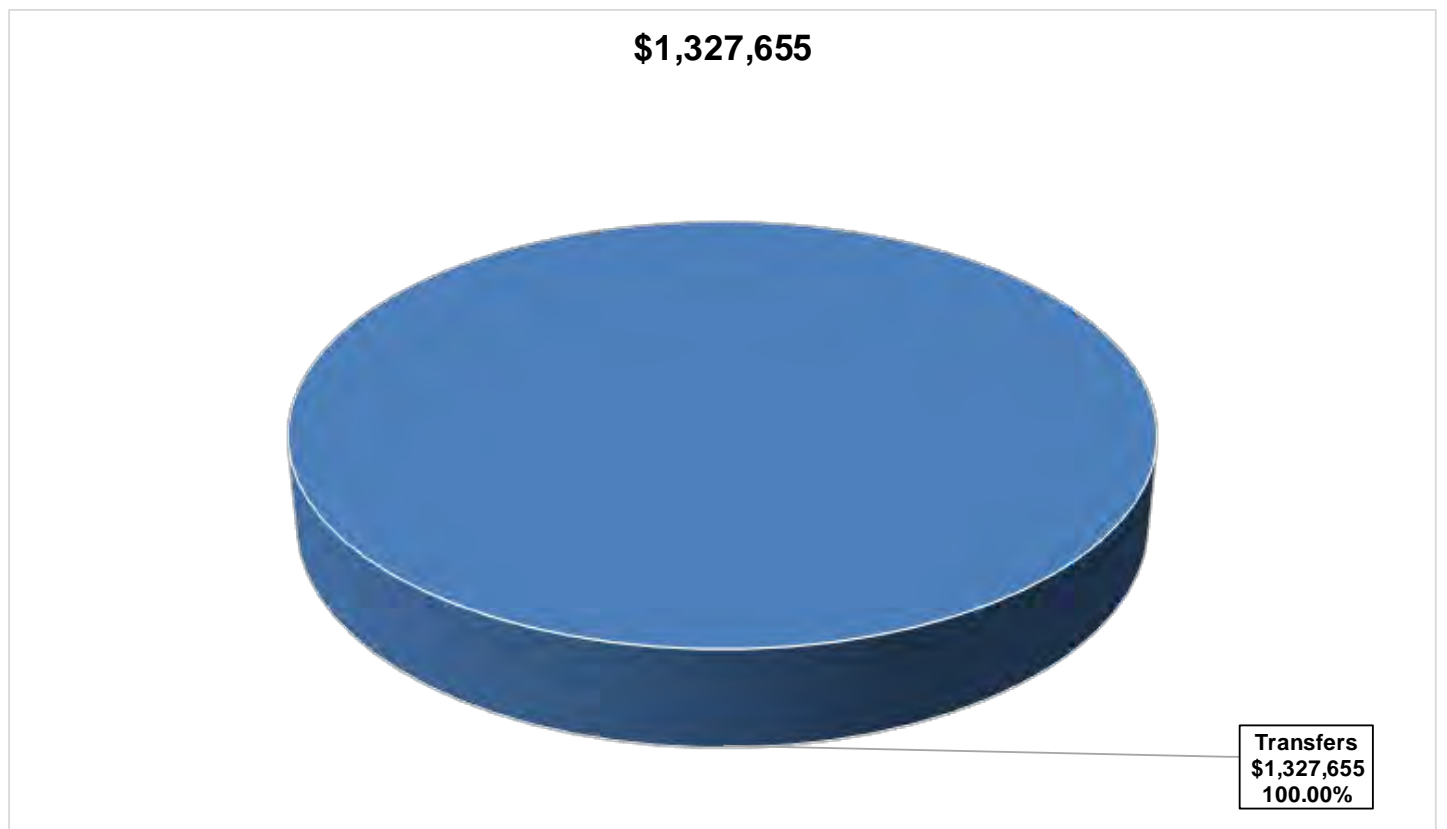
KENAI



## WHERE THE MONEY COMES FROM – TOTAL OPERATING REVENUE



## WHERE THE MONEY GO – TOTAL OPERATING EXPENDITURES



**City of Kenai  
Fiscal Year 2027 Operating Budget**

**Budget Projection  
Land Sales Permanent Funds**

|  | <u>Actual</u><br><u>FY2024</u> | <u>Actual</u><br><u>FY2025</u> | <u>Original</u><br><u>Budget</u><br><u>FY2026</u> | <u>FY2026</u><br><u>Projection</u> | <u>Proposed</u><br><u>FY2027</u> |
|--|--------------------------------|--------------------------------|---|------------------------------------|----------------------------------|
| <b>FUND 082-52 Airport Land Sales Permanent Fund</b> |                                |                                |   |                                    |                                  |
| <b>Revenues</b>                                      |                                |                                |   |                                    |                                  |
| Acct. 36610 Investments Earnings                     | \$ 2,787,146                   | \$ 3,059,888                   | \$ 1,549,041                                      | \$ 1,549,041                       | \$ 1,626,493.0                   |
| Acct. 36645 Interest on Land Sale Contracts          | 6,873                          | 5,677                          | 10,000  | 6,029                              | 6,000                            |
| Acct. 33640 Land Sales                               | <u>12,361</u>                  | <u>397,077</u>                 | <u>-</u>  | <u>-</u>                           | <u>-</u>                         |
| Total Revenue  | 2,806,380                      | 3,462,642                      | 1,559,041   | 1,555,070                          | 1,632,493                        |
| <b>Expenses</b>                                      |                                |                                |   |                                    |                                  |
| Transfer to Airport Land System Fund                 | <u>1,065,518</u>               | <u>1,094,116</u>               | <u>1,099,774</u>                                  | <u>1,151,157</u>                   | <u>1,151,157</u>                 |
| Contributions To/(From) Fund Balance                 | 1,740,862                      | 2,368,526                      | 459,267   | 403,913                            | 481,336                          |
| Beginning Fund Balance                               | <u>27,110,829</u>              | <u>28,888,731</u>              | <u>31,257,257</u>                                 | <u>31,257,257</u>                  | <u>31,661,170</u>                |
| Ending Fund Balance                                  | <u>\$ 28,888,731</u>           | <u>\$ 31,257,257</u>           | <u>\$ 31,716,524</u>                              | <u>\$ 31,661,170</u>               | <u>\$ 32,142,506</u>             |
| <b>FUND 081-52 General Land Sales Permanent Fund</b> |                                |                                |   |                                    |                                  |
| <b>Revenues</b>                                      |                                |                                |   |                                    |                                  |
| Acct. 36610 Investments Earnings                     | \$ 360,112                     | \$ 396,190                     | \$ 197,947  | \$ 197,947                         | \$ 207,844                       |
| Acct. 36645 Interest on Land Sale Contracts          | -                              | 7,508                          | -   | -                                  | -                                |
| Acct. 33640 Land Sales                               | <u>-</u>                       | <u>67,397</u>                  | <u>-</u>  | <u>-</u>                           | <u>-</u>                         |
| Total Revenue  | 360,112                        | 471,095                        | 197,947   | 197,947                            | 207,844                          |
| <b>Expenses</b>                                      |                                |                                |   |                                    |                                  |
| Transfer to General Fund                             | <u>146,180</u>                 | <u>153,684</u>                 | <u>159,045</u>                                    | <u>176,498</u>                     | <u>176,498</u>                   |
| Contributions To/(From) Fund Balance                 | 213,932                        | 317,411                        | 38,902  | 21,449                             | 31,346                           |
| Beginning Fund Balance                               | <u>3,485,183</u>               | <u>3,699,115</u>               | <u>4,016,526</u>                                  | <u>4,016,526</u>                   | <u>4,037,975</u>                 |
| Ending Fund Balance                                  | <u>\$ 3,699,115</u>            | <u>\$ 4,016,526</u>            | <u>\$ 4,055,428</u>                               | <u>\$ 4,037,975</u>                | <u>\$ 4,069,321</u>              |

# INTERNAL SERVICE FUNDS

Internal Service Funds are established to account for the financing of self-supporting activities of governmental units, which render services to the general government itself. Internal Service Funds are maintained on the accrual basis of accounting. Expenses are controlled through budgetary accounting procedures similar to the governmental fund.

## 1. EMPLOYEE HEALTH CARE FUND

This Fund accounts for employee health care costs. Department within funds are billed for each eligible employee.

## 2. EQUIPMENT REPLACEMENT FUND

The Equipment Replacement Fund accounts for the purchase of equipment to be used by a department of the General Fund with a purchase price of at least \$50,000. Departments are invoiced annually an amount sufficient to accumulate sufficient cash reserves to replace the equipment at the end of its useful life.

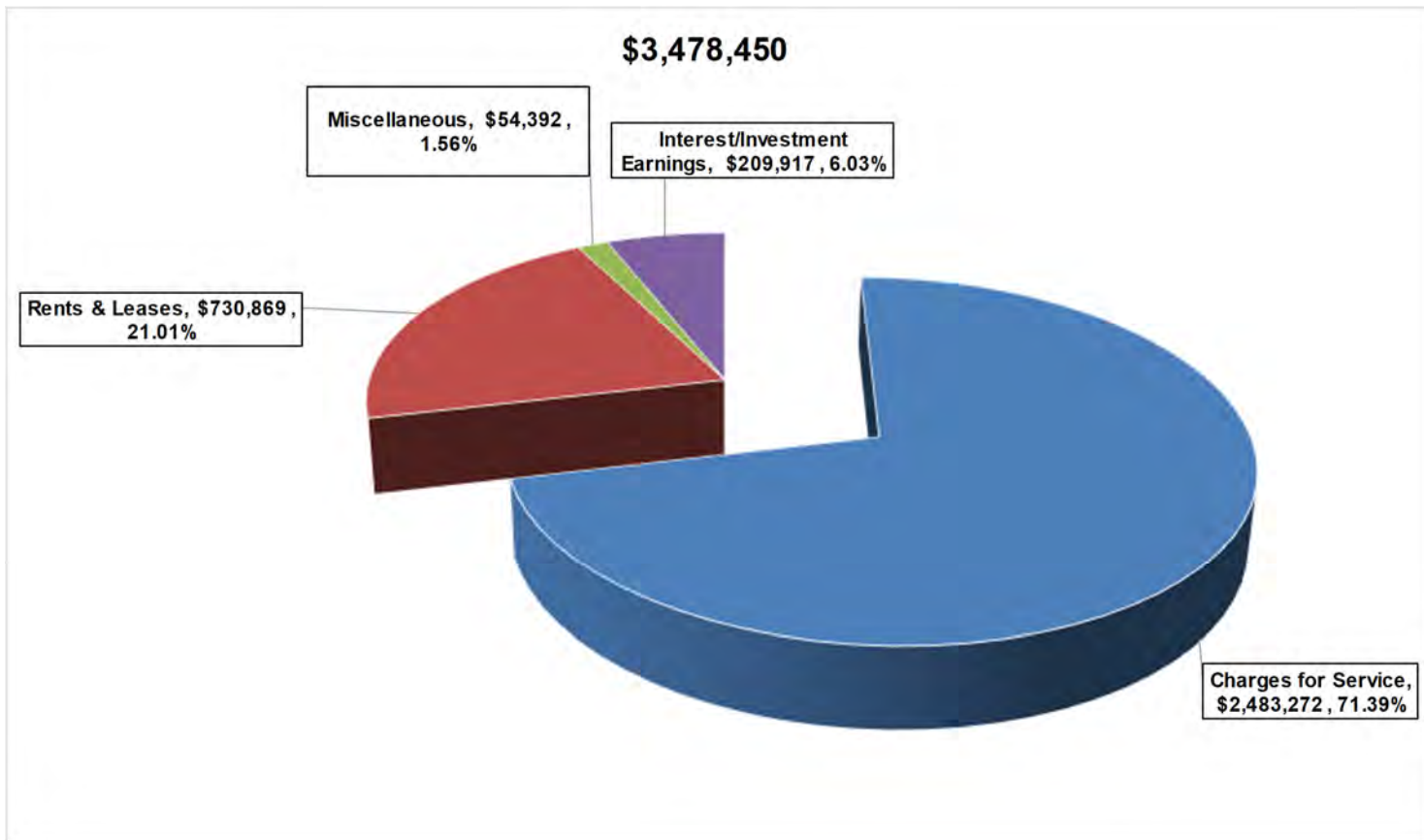
## 3. FLEET REPLACEMENT FUND

The Fleet Replacement Fund accounts for the purchase of General and Senior Citizen Funds vehicles. Departments are invoiced annually an amount sufficient to accumulate sufficient cash reserves to replace the vehicles at the end of their useful life.

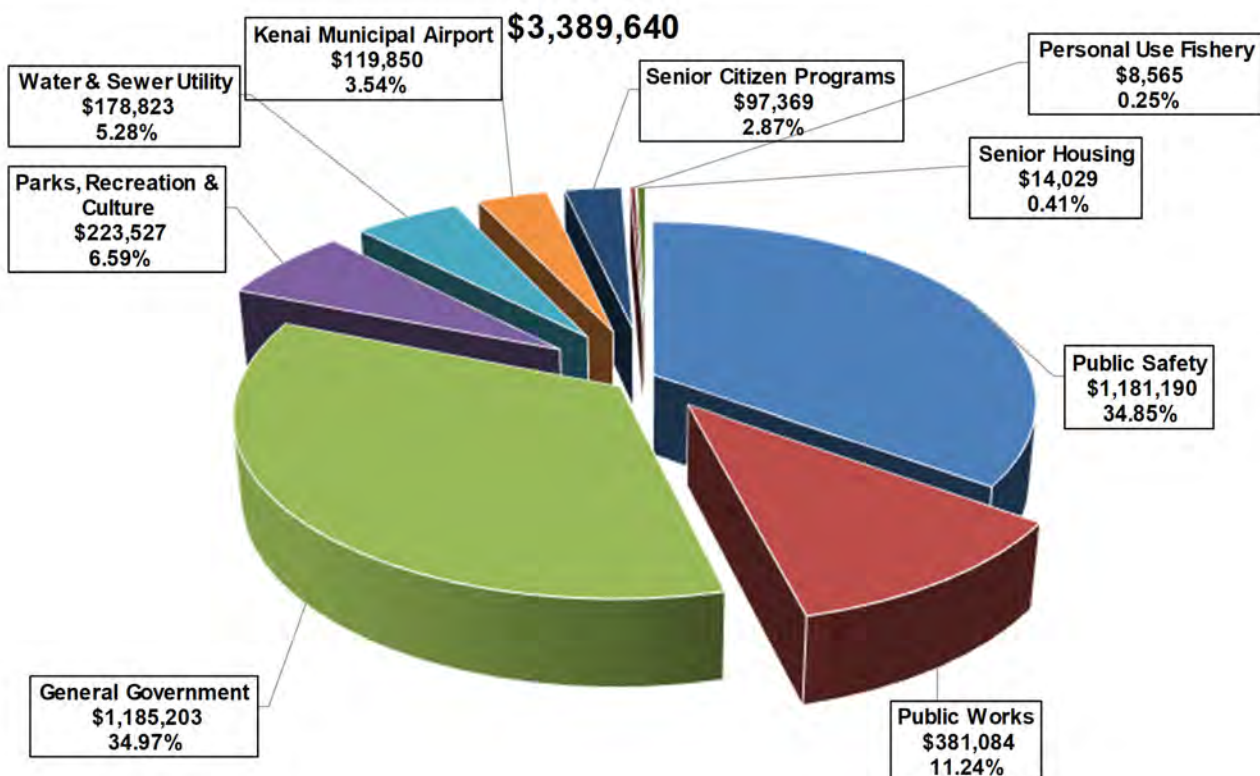
KENNAI



## WHERE THE MONEY COMES FROM – TOTAL OPERATING REVENUE



## WHERE THE MONEY GO – TOTAL OPERATING EXPENDITURES



**City of Kenai  
Fiscal Year 2027 Operating Budget**

**Fund 011 - Employee Health Care Fund  
Department 418 - Health Care Fund Summary**

|                             | <u>Actual<br/>FY2024</u> | <u>Actual<br/>FY2025</u> | <u>Original<br/>Budget<br/>FY2026</u> | <u>Projection<br/>FY2026</u> | <u>Proposed<br/>FY2027</u> |
|-----------------------------|--------------------------|--------------------------|---------------------------------------|------------------------------|----------------------------|
| <b>Revenues</b>             |                          |                          |                                       |                              |                            |
| Charge for Services         | \$ 2,640,656             | \$ 2,832,897             | \$ 2,640,656                          | \$ 2,902,000                 | \$ 2,144,441               |
| Participant premiums        | 357,811                  | 348,433                  | 357,811                               | 381,546                      | 338,831                    |
| Misc Revenue                | -                        | 2,685                    | -                                     | -                            | -                          |
| Transfer from Other Funds   | -                        | -                        | -                                     | -                            | -                          |
| Interest Earnings           | 108,361                  | 136,742                  | 108,361                               | 108,361                      | 460,755                    |
| <b>Total Revenues</b>       | <u>3,106,828</u>         | <u>3,320,757</u>         | <u>3,106,828</u>                      | <u>3,391,907</u>             | <u>2,944,027.00</u>        |
| <b>Expenses</b>             |                          |                          |                                       |                              |                            |
|                             | <u>2,575,276</u>         | <u>-</u>                 | <u>-</u>                              | <u>-</u>                     | <u>-</u>                   |
| Net Income (loss)           | 531,552                  | 3,320,757                | 3,106,828                             | 3,391,907                    | 2,944,027                  |
| Beginning Retained Earnings | <u>1,970,879</u>         | <u>2,502,431</u>         | <u>2,473,111</u>                      | <u>5,823,188</u>             | <u>9,215,095</u>           |
| Available Retained Earnings | <u>\$ 2,502,431</u>      | <u>\$ 5,823,188</u>      | <u>\$ 5,579,939</u>                   | <u>\$ 9,215,095</u>          | <u>\$ 12,159,122</u>       |

|                                    | <u>FY2025</u> | <u>FY2026</u> | <u>FY2027</u> | <u>Difference</u> | <u>% Change</u> |
|------------------------------------|---------------|---------------|---------------|-------------------|-----------------|
| <b>Employer cost per position:</b> |               |               |               |                   |                 |
| Full-time                          | \$ 26,722     | \$ 20,042     | \$ 21,245     | \$ 1,203          | 6.00%           |
| Part-time                          | 13,361        | 10,021        | 10,622        | 601               | 6.00%           |

|   | <u>Jan 1 - Dec 31<br/>2025</u> | <u>Jan 1 - Dec 31<br/>2026</u> | <u>Jan 1 - Dec 31<br/>2027</u> | <u>Projected*<br/>Increase<br/>2027</u> | <u>Employee<br/>Monthly<br/>% Increase</u> |
|---|--------------------------------|--------------------------------|--------------------------------|---|--|
| <b>Employee monthly premiums:<br/>\$3,000/\$6,000 Deductible Plan</b> |                                |                                |                                |   |  |
| Employee only   | \$ 176.00                      | \$ 161.13                      | \$ 167.58                      | \$ 6.45                                 | 4.00%                                      |
| Employee with child(ren)  | 323.00                         | 298.09                         | 310.01                         | 11.92                                   | 4.00%                                      |
| Employee with spouse  | 355.00                         | 331.93                         | 345.21                         | 13.28                                   | 4.00%                                      |
| Employee with family  | 487.00                         | 468.88                         | 487.64                         | 18.76                                   | 4.00%                                      |
| Part-time employee only   | 766.00                         | 700.00                         | 728.00                         | 28.00                                   | 4.00%                                      |
| Part-time employee w/Children   | 1,894.00                       | 1,295.00                       | 1,346.80                       | 51.80                                   | 4.00%                                      |
| Part-time employee w/Spouse   | 2,144.00                       | 1,442.00                       | 1,499.68                       | 57.68                                   | 4.00%                                      |
| Part-time employee w/Family   | 3,156.00                       | 2,037.00                       | 2,118.48                       | 81.48                                   | 4.00%                                      |

\* Assumes a 4% premium increase for health insurance and a 4% increase for dental and an employee cost share of 15% of premiums.

|  | <u>Jan 1 - Dec 31<br/>2025</u> | <u>Jan 1 - Dec 31<br/>2026</u> | <u>Jan 1 - Dec 31<br/>2027</u> | <u>Projected*<br/>Increase<br/>2027</u> | <u>Employee<br/>Monthly<br/>% Increase</u> |
|--|--------------------------------|--------------------------------|--------------------------------|---|--|
| <b>Employee monthly premiums:<br/>\$4,000/\$8,000 QHDHP with HSA</b> |                                |                                |                                |   |  |
| Employee only  | \$ 168.00                      | \$ 145.85                      | \$ 151.68                      | \$ 6.07                                 | 4.00%                                      |
| Employee with child(ren)   | 304.00                         | 269.83                         | 280.62                         | 11.22                                   | 4.00%                                      |
| Employee with spouse   | 335.00                         | 300.45                         | 312.47                         | 12.50                                   | 4.00%                                      |
| Employee with family   | 462.00                         | 424.43                         | 441.41                         | 17.66                                   | 4.00%                                      |
| Part-time employee only  | 730.00                         | 633.00                         | 658.32                         | 26.33                                   | 4.00%                                      |
| Part-time employee w/Children  | 1,818.00                       | 1,305.00                       | 1,357.20                       | 54.29                                   | 4.00%                                      |
| Part-time employee w/Spouse  | 2,062.00                       | 1,172.00                       | 1,218.88                       | 48.76                                   | 4.00%                                      |
| Part-time employee w/Family  | 3,024.00                       | 1,844.00                       | 1,917.76                       | 76.71                                   | 4.00%                                      |

City of Kenai  
Fiscal Year 2027 Operating Budget

Fund: 011 - Employee Health Care Fund  
Department: 418 - Employee Health Care

| Account Number                               | Expense Description                       | FY2025 Actual       | Five year Historical Average | Original Budget FY2026 | Amended Budget      | Proposed FY2027     | Increase (Decrease) FY2026 Original | % Change       |
|--|---|---------------------|------------------------------|------------------------|---------------------|---------------------|-------------------------------------|----------------|
| <b><u>Salaries and Benefits</u></b>          |   |                     |                              |                        |                     |                     |                                     |                |
| 0100   | Salaries                                  | \$ -                | \$ -                         | \$ -                   | \$ -                | \$ -                | \$ -                                | -              |
| 0200   | Overtime                                  | -                   | -                            | -                      | -                   | -                   | -                                   | -              |
| 0250   | Holiday Pay                               | -                   | -                            | -                      | -                   | -                   | -                                   | -              |
| 0300   | Leave                                     | -                   | -                            | -                      | -                   | -                   | -                                   | -              |
| 0400   | Medicare                                  | -                   | -                            | -                      | -                   | -                   | -                                   | -              |
| 0450   | Social Security                           | -                   | -                            | -                      | -                   | -                   | -                                   | -              |
| 0500   | PERS                                      | -                   | -                            | -                      | -                   | -                   | -                                   | -              |
| 0600   | Unemployment Insurance                    | -                   | -                            | -                      | -                   | -                   | -                                   | -              |
| 0700   | Workers Compensation                      | -                   | -                            | -                      | -                   | -                   | -                                   | -              |
| 0800   | Health & Life Insurance                   | -                   | -                            | -                      | -                   | -                   | -                                   | -              |
| 0900   | Supplemental Retirement                   | -                   | -                            | -                      | -                   | -                   | -                                   | -              |
|  | <b>Total Salaries &amp; Benefits</b>      | <b>\$ -</b>         | <b>\$ -</b>                  | <b>\$ -</b>            | <b>\$ -</b>         | <b>\$ -</b>         | <b>\$ -</b>                         | <b>-</b>       |
| <b><u>Maintenance and Operations</u></b>     |   |                     |                              |                        |                     |                     |                                     |                |
| 2021   | Office Supplies                           | -                   | -                            | 10,000                 | -                   | -                   | (10,000)                            | (100.00%)      |
| 2022   | Operating & Repair Supplies               | -                   | -                            | 10,000                 | -                   | 10,000              | -                                   | -              |
| 2024   | Small Tools/Minor Equipment               | -                   | -                            | -                      | -                   | -                   | -                                   | -              |
| 2026   | Computer Software                         | -                   | -                            | -                      | -                   | -                   | -                                   | -              |
| 4531   | Professional Services                     | 59,130              | 56,138                       | 55,764                 | 55,764              | 61,500              | 5,736                               | 10.29%         |
| 4532   | Communications                            | -                   | -                            | -                      | -                   | -                   | -                                   | -              |
| 4533   | Travel & Transportation                   | -                   | -                            | 10,000                 | 10,000              | 10,000              | -                                   | -              |
| 4534   | Advertising                               | -                   | -                            | -                      | -                   | -                   | -                                   | -              |
| 4535   | Printing & Binding                        | -                   | -                            | -                      | -                   | -                   | -                                   | -              |
| 4536   | Insurance                                 | 2,708,328           | 2,681,299                    | 3,081,432              | 3,081,432           | 2,916,288           | (165,144)                           | (5.36%)        |
| 4537   | Utilities                                 | -                   | -                            | -                      | -                   | -                   | -                                   | -              |
| 4538   | Repair & Maintenance                      | -                   | -                            | -                      | -                   | -                   | -                                   | -              |
| 4539   | Rentals                                   | -                   | -                            | -                      | -                   | -                   | -                                   | -              |
| 4540   | Equip. Fund Pmts.                         | -                   | -                            | -                      | -                   | -                   | -                                   | -              |
| 4541   | Postage                                   | -                   | -                            | -                      | -                   | -                   | -                                   | -              |
| 4666   | Books                                     | -                   | -                            | -                      | -                   | -                   | -                                   | -              |
| 4667   | Dues & Publications                       | -                   | -                            | -                      | -                   | -                   | -                                   | -              |
| 4999   | Contingency                               | -                   | -                            | -                      | -                   | -                   | -                                   | -              |
| 5041   | Miscellaneous                             | -                   | -                            | -                      | -                   | -                   | -                                   | -              |
| 5045   | Depreciation                              | -                   | -                            | -                      | -                   | -                   | -                                   | -              |
| 5047   | Grants to Agencies                        | -                   | -                            | -                      | -                   | -                   | -                                   | -              |
|  | <b>Total Maint. and Operations</b>        | <b>\$ 2,767,458</b> | <b>\$ 2,737,437</b>          | <b>\$ 3,157,196</b>    | <b>\$ 3,147,196</b> | <b>\$ 2,997,788</b> | <b>\$ (169,408)</b>                 | <b>(5.37%)</b> |
| <b><u>Capital Outlay &amp; Transfers</u></b> |   |                     |                              |                        |                     |                     |                                     |                |
| 8061   | Land                                      | -                   | -                            | -                      | -                   | -                   | -                                   | -              |
| 8062   | Buildings                                 | -                   | -                            | -                      | -                   | -                   | -                                   | -              |
| 8063   | Improvements                              | -                   | -                            | -                      | -                   | -                   | -                                   | -              |
| 8064   | Machinery & Equipment                     | -                   | -                            | -                      | -                   | -                   | -                                   | -              |
| 9090   | Transfers Out                             | -                   | -                            | -                      | -                   | -                   | -                                   | -              |
|  | <b>Total Capital Outlay and Transfers</b> | <b>\$ -</b>         | <b>\$ -</b>                  | <b>\$ -</b>            | <b>\$ -</b>         | <b>\$ -</b>         | <b>\$ -</b>                         | <b>-</b>       |
|  | <b>Department Total:</b>                  | <b>\$ 2,767,458</b> | <b>\$ 2,737,437</b>          | <b>\$ 3,157,196</b>    | <b>\$ 3,147,196</b> | <b>\$ 2,997,788</b> | <b>\$ (159,408)</b>                 | <b>(5.05%)</b> |

**City of Kenai  
Fiscal Year 2027 Operating Budget**

**Fund: 011 - Employee Health Care Fund  
Department: 418 - Employee Health Care**

|  |   |
|--|---|
| <b>2022 Operating &amp; Repair Supplies.</b> Wellness supplies.  | <b>4533 Travel &amp; Transportation.</b> Training and travel.   |
| <b>4531 Professional Services.</b> Broker services: \$50,000; HRA/FSA administration charges and employee wellness program+: \$11,500. | <b>4536 Insurance.</b> Medical, dental, and prescription drug coverage: \$2,682,414. HRA employer funding: \$162,880 employee opt-out payments: \$59,400. Employer-provided life insurance: \$11,594. |

**City of Kenai  
Fiscal Year 2027 Operating Budget**

**Fund: 061 - Equipment Replacement Fund  
Department: 459 - Equipment Replacement Fund Summary**

|   | <u>Actual<br/>FY2024</u> | <u>Actual<br/>FY2025</u> | <u>Original<br/>Budget<br/>FY2026</u> | <u>Projection<br/>FY2026</u> | <u>Proposed<br/>FY2027</u> |
|---|--------------------------|--------------------------|---------------------------------------|------------------------------|----------------------------|
| <b>Revenues</b>                           |                          |                          |                                       |                              |                            |
| Rents & Leases                            | \$ 416,732               | \$ 457,191               | \$ 554,953                            | \$ 554,953                   | \$ 596,882                 |
| Interest Earnings                         | 88,525                   | 86,162                   | 34,135                                | 34,135                       | 35,842                     |
| Other income                              | -                        | -                        | 38,923                                | 8,850                        | 38,923                     |
| Total Revenues                            | <u>505,257</u>           | <u>543,353</u>           | <u>628,011</u>                        | <u>597,938</u>               | <u>671,647</u>             |
| <b>Expenses</b>                           | <u>216,745</u>           | <u>239,233</u>           | <u>276,969</u>                        | <u>276,969</u>               | <u>288,678</u>             |
| Net Income (loss)                         | 288,512                  | 304,120                  | 351,042                               | 320,969                      | 382,969                    |
| Transfers out                             | -                        | -                        | -                                     | -                            | -                          |
| Total net income (loss) and transfers out | 288,512                  | 304,120                  | 351,042                               | 320,969                      | 382,969                    |
| Beginning Net Position                    | <u>3,813,004</u>         | <u>4,101,516</u>         | <u>4,305,081</u>                      | <u>4,405,636</u>             | <u>4,726,605</u>           |
| Ending Net Position                       | 4,101,516                | 4,405,636                | 4,656,123                             | 4,726,605                    | 5,109,574                  |
| Invested in Capital Assets                | <u>(2,138,530)</u>       | <u>(2,478,963)</u>       | <u>(4,257,394)</u>                    | <u>(2,404,486)</u>           | <u>(4,819,460)</u>         |
| Unrestricted Net Position                 | <u>\$ 1,962,986</u>      | <u>\$ 1,926,673</u>      | <u>\$ 398,729</u>                     | <u>\$ 2,322,119</u>          | <u>\$ 290,114</u>          |

City of Kenai  
Fiscal Year 2027 Operating Budget

Fund: 061 - Equipment Replacement Fund  
Department: 459 - Equipment Replacement Fund Summary

| Account Number                               | Expense Description                       | FY2025 Actual     | Five year Historical Average | Original Budget FY2026 | Amended Budget    | Proposed FY2027   | Increase (Decrease) FY2025 Original | % Change     |
|--|---|-------------------|------------------------------|------------------------|-------------------|-------------------|-------------------------------------|--------------|
| <b><u>Salaries and Benefits</u></b>          |   |                   |                              |                        |                   |                   |                                     |              |
| 0100   | Salaries                                  | \$ -              | \$ -                         | \$ -                   | \$ -              | \$ -              | \$ -                                | -            |
| 0200   | Overtime                                  | -                 | -                            | -                      | -                 | -                 | -                                   | -            |
| 0250   | Holiday Pay                               | -                 | -                            | -                      | -                 | -                 | -                                   | -            |
| 0300   | Leave                                     | -                 | -                            | -                      | -                 | -                 | -                                   | -            |
| 0400   | Medicare                                  | -                 | -                            | -                      | -                 | -                 | -                                   | -            |
| 0450   | Social Security                           | -                 | -                            | -                      | -                 | -                 | -                                   | -            |
| 0500   | PERS                                      | -                 | -                            | -                      | -                 | -                 | -                                   | -            |
| 0600   | Unemployment Insurance                    | -                 | -                            | -                      | -                 | -                 | -                                   | -            |
| 0700   | Workers Compensation                      | -                 | -                            | -                      | -                 | -                 | -                                   | -            |
| 0800   | Health & Life Insurance                   | -                 | -                            | -                      | -                 | -                 | -                                   | -            |
| 0900   | Supplemental Retirement                   | -                 | -                            | -                      | -                 | -                 | -                                   | -            |
|  | <b>Total Salaries &amp; Benefits</b>      | <b>\$ -</b>       | <b>\$ -</b>                  | <b>\$ -</b>            | <b>\$ -</b>       | <b>\$ -</b>       | <b>\$ -</b>                         | <b>-</b>     |
| <b><u>Maintenance and Operations</u></b>     |   |                   |                              |                        |                   |                   |                                     |              |
| 2021   | Office Supplies                           | -                 | -                            | -                      | -                 | -                 | -                                   | -            |
| 2022   | Operating & Repair Supplies               | -                 | -                            | -                      | -                 | -                 | -                                   | -            |
| 2024   | Small Tools/Minor Equipment               | -                 | -                            | -                      | -                 | -                 | -                                   | -            |
| 2026   | Computer Software                         | -                 | -                            | -                      | -                 | -                 | -                                   | -            |
| 4531   | Professional Services                     | -                 | -                            | -                      | -                 | -                 | -                                   | -            |
| 4532   | Communications                            | -                 | -                            | -                      | -                 | -                 | -                                   | -            |
| 4533   | Travel & Transportation                   | -                 | -                            | -                      | -                 | -                 | -                                   | -            |
| 4534   | Advertising                               | -                 | -                            | -                      | -                 | -                 | -                                   | -            |
| 4535   | Printing & Binding                        | -                 | -                            | -                      | -                 | -                 | -                                   | -            |
| 4536   | Insurance                                 | -                 | -                            | -                      | -                 | -                 | -                                   | -            |
| 4537   | Utilities                                 | -                 | -                            | -                      | -                 | -                 | -                                   | -            |
| 4538   | Repair & Maintenance                      | -                 | -                            | -                      | -                 | -                 | -                                   | -            |
| 4539   | Rentals                                   | -                 | -                            | -                      | -                 | -                 | -                                   | -            |
| 4540   | Equip. Fund Pmts.                         | -                 | -                            | -                      | -                 | -                 | -                                   | -            |
| 4541   | Postage                                   | -                 | -                            | -                      | -                 | -                 | -                                   | -            |
| 4666   | Books                                     | -                 | -                            | -                      | -                 | -                 | -                                   | -            |
| 4667   | Dues & Publications                       | -                 | -                            | -                      | -                 | -                 | -                                   | -            |
| 4999   | Contingency                               | -                 | -                            | -                      | -                 | -                 | -                                   | -            |
| 5041   | Miscellaneous                             | 1,102             | (15)                         | 3,258                  | 3,258             | 1,740             | (1,518)                             | (46.59%)     |
| 5045   | Depreciation                              | 238,131           | 210,607                      | 273,711                | 273,711           | 286,938           | 13,227                              | 4.83%        |
| 5047   | Grants to Agencies                        | -                 | -                            | -                      | -                 | -                 | -                                   | -            |
|  | <b>Total Maint. and Operations</b>        | <b>\$ 239,233</b> | <b>\$ 210,592</b>            | <b>\$ 276,969</b>      | <b>\$ 276,969</b> | <b>\$ 288,678</b> | <b>\$ 11,709</b>                    | <b>4.23%</b> |
| <b><u>Capital Outlay &amp; Transfers</u></b> |   |                   |                              |                        |                   |                   |                                     |              |
| 8061   | Land                                      | -                 | -                            | -                      | -                 | -                 | -                                   | -            |
| 8062   | Buildings                                 | -                 | -                            | -                      | -                 | -                 | -                                   | -            |
| 8063   | Improvements                              | -                 | -                            | -                      | -                 | -                 | -                                   | -            |
| 8064   | Machinery & Equipment                     | -                 | -                            | -                      | -                 | -                 | -                                   | -            |
| 9090   | Transfers Out                             | -                 | 80,000                       | -                      | -                 | -                 | -                                   | -            |
|  | <b>Total Capital Outlay and Transfers</b> | <b>\$ -</b>       | <b>\$ 80,000</b>             | <b>\$ -</b>            | <b>\$ -</b>       | <b>\$ -</b>       | <b>\$ -</b>                         | <b>-</b>     |
|  | <b>Department Total:</b>                  | <b>\$ 239,233</b> | <b>\$ 290,592</b>            | <b>\$ 276,969</b>      | <b>\$ 276,969</b> | <b>\$ 288,678</b> | <b>\$ 11,709</b>                    | <b>4.23%</b> |

City of Kenai  
Fiscal Year 2027 Operating Budget

Fund: 061 - Equipment Replacement Fund  
Department: 459 - Equipment Replacement Fund Summary

**5045 Depreciation.** The allocation of the cost of equipment over its useful life.

City of Kenai  
Fiscal Year 2027 Operating Budget

Fund 061 - Equipment Replacement Fund  
Department: 59 - Equipment Replacement

| Item         | Vehicle  | Dept.       | Year Acquired | Current Useful Life | Estimated Replacement Year | Description                        | Current Equip.      |                   |                   |                   |                   |
|--------------|----------|-------------|---------------|---------------------|----------------------------|------------------------------------|---------------------|-------------------|-------------------|-------------------|-------------------|
|              |          |             |               |                     |                            |                                    | Original Cost       | 2024              | 2025              | 2026              | 2027              |
| 1            | Safeboat | Fire        | 2015          | 20                  | 2035                       | 25' Safeboat                       | 125,000             | \$ 8,169          | \$ 6,643          | \$ 9,464          | \$ 9,464          |
| 2            | ST17     | Streets     | 2016          | 25                  | 2041                       | Water Truck                        | 160,000             | 8,969             | 6,982             | 10,745            | \$ 10,745         |
| 3            | E2       | Fire        | 2020          | 30                  | 2050                       | Pumper, Engine 3                   | 574,825             | 28,723            | 21,447            | 35,559            | \$ 35,559         |
| 4            | Server   | Non-Dept    | 2025          | 5                   | 2030                       | Datacenter Replacement             | 180,618             | 37,988            | 29,697            | 33,512            | \$ 33,512         |
| 5            | ST30     | Streets     | 2019          | 20                  | 2039                       | Street Sweeper                     | 289,571             | 18,925            | 15,389            | 21,924            | \$ 21,924         |
| 6            | ST32     | Streets     | 2023          | 25                  | 2048                       | 160 Motor Grader with Wing & Plow  | 319,948             | -                 | 13,961            | 21,487            | \$ 21,487         |
| 7            | FR7      | Fire        | 2024          | 10                  | 2034                       | Ambulance                          | 259,889             | -                 | 24,734            | 31,685            | \$ 31,685         |
| 8            | ST23     | Streets     | 2018          | 30                  | 2048                       | Sander Truck                       | 233,542             | 11,670            | 8,714             | 14,447            | \$ 14,447         |
| 10           | ST45     | Streets     | 2018          | 30                  | 2048                       | Sander Truck                       | 225,466             | 11,266            | 8,412             | 13,947            | \$ 13,947         |
| 11           | ST51     | Streets     | 2022          | 25                  | N/A                        | 160H Motor Grader with Wing & Plow | 215,000             | 17,935            | -                 | -                 | \$ -              |
| 12           | FT1      | Fire        | 1993          | 32                  | 2027                       | Hurricane Aerial                   | 521,627             | 63,266            | 49,601            | 88,436            | \$ 88,436         |
| 13           | ST55     | Streets     | 2026          | 15                  | 2041                       | MT-6 4x4 Articulating Snow Blower  | 205,149             | 14,351            | 15,386            | 30,083            | \$ 18,616         |
| 14           | E3       | Fire        | 1995          | 30                  | 2027                       | Hurricane Tanker, Engine 4         | 251,837             | 12,584            | 9,396             | 15,376            | \$ 27,837         |
| 15           | ST25     | Streets     | 2005          | 20                  | 2027                       | Aerial Bucket Truck                | 79,836              | 5,218             | 4,243             | 13,244            | \$ 13,244         |
| 16           | F8R      | Fire        | 2024          | 10                  | 2034                       | Ambulance                          | 252,870             | 26,118            | 24,734            | 30,829            | \$ 30,829         |
| 17           | PR11     | Parks & Rec | 2008          | 20                  | 2029                       | Ice Conditioner                    | 78,335              | 5,120             | 4,163             | 5,931             | \$ 5,931          |
| 18           | ST42     | Streets     | 2003          | 25                  | 2029                       | 140H Motor Grader with Wing        | 234,825             | 13,163            | 10,247            | 15,771            | \$ 15,771         |
| 19           | ST56     | Streets     | 2013          | 15                  | 2028                       | MT-6 4x4 Articulating Snow Blower  | 139,971             | 11,349            | 9,660             | 12,701            | \$ 12,701         |
| 20           | E1       | Fire        | 1999          | 30                  | 2030                       | Pumper Engine 2                    | 275,356             | 13,759            | 10,274            | 17,034            | \$ 17,034         |
| 21           | F6R      | Fire        | 2016          | 10                  | 2029                       | Ambulance                          | 171,894             | 16,446            | 16,446            | 17,230            | \$ 17,230         |
| 22           | ST29     | Streets     | 2009          | 25                  | 2034                       | Crosswind, IH4300 Sweeoeer         | 190,200             | 10,662            | 8,300             | 12,774            | \$ 12,774         |
| 23           | ST43     | Streets     | 2010          | 25                  | 2035                       | L120 Loader                        | 290,000             | 16,256            | 16,256            | 19,476            | \$ 19,476         |
| 26           | ST31     | Streets     | 2013          | 25                  | 2038                       | 120G Motor Grader w/ Wing & Plow   | 339,740             | 19,045            | 19,045            | 22,817            | \$ 22,817         |
| 27           | ST15     | Streets     | 2014          | 25                  | 2039                       | L110H Loader                       | \$ 290,000          | 16,256            | 16,256            | 19,476            | \$ 19,476         |
| 28           | Server 2 | Non-Dept    | 2022          | 10                  | 2032                       | Network Infrastructure             | 55,637              | 6,919             | 11,592            | 14,020            | \$ 14,020         |
| 29           | Blower   | Streets     | 2024          | 10                  | 2034                       | Loader Mounted Snow Blower         | \$ 221,347          | 22,574            | 20,161            | 26,986            | \$ 26,986         |
| <b>Total</b> |          |             |               |                     |                            |                                    | <b>\$ 6,182,483</b> | <b>\$ 416,731</b> | <b>\$ 381,741</b> | <b>\$ 554,953</b> | <b>\$ 555,948</b> |
|              |          |             |               |                     |                            |                                    | Fire                | 169,066           | 163,276           | 245,611           | 258,072           |
|              |          |             |               |                     |                            |                                    | Streets             | 197,639           | 173,012           | 255,879           | 244,412           |
|              |          |             |               |                     |                            |                                    | Non-Dept            | 44,907            | 41,290            | 47,532            | 47,532            |
|              |          |             |               |                     |                            |                                    | Parks & Rec         | 5,120             | 4,163             | 5,931             | 5,931             |
| <b>Total</b> |          |             |               |                     |                            |                                    | <b>\$ 416,731</b>   | <b>\$ 381,741</b> | <b>\$ 554,953</b> | <b>\$ 555,948</b> |                   |

**City of Kenai  
Fiscal Year 2027 Operating Budget**

**Fund 063 - Fleet Replacement Fund  
Fleet Replacement Fund Sum**

|   | <u>Actual<br/>FY2024</u> | <u>Actual<br/>FY2025</u> | <u>Original<br/>Budget<br/>FY2026</u> | <u>Projection<br/>FY2026</u> | <u>Proposed<br/>FY2027</u> |
|---|--------------------------|--------------------------|---------------------------------------|------------------------------|----------------------------|
| <b>Revenues</b>                           |                          |                          |                                       |                              |                            |
| Rents & Leases                            | \$ 157,196               | \$ 153,990               | \$ 172,204                            | \$ 172,204                   | \$ 174,921                 |
| Interest Earnings                         | 27,396                   | 29,794                   | 8,622                                 | 8,622                        | 9,053                      |
| Other income                              | -                        | -                        | 15,469                                | 15,469                       | 15,469                     |
| Total Revenues                            | <u>184,592</u>           | <u>183,784</u>           | <u>196,295</u>                        | <u>196,295</u>               | <u>199,443</u>             |
| <b>Expenses</b>                           | <u>53,488</u>            | <u>61,316</u>            | <u>102,267</u>                        | <u>293,178</u>               | <u>103,174</u>             |
| Net Income (loss)                         | 131,104                  | 122,468                  | 94,028                                | (96,883)                     | 96,269                     |
| Transfers out                             | -                        | -                        | -                                     | -                            | -                          |
| Total net income (loss) and transfers out | 131,104                  | 122,468                  | 94,028                                | (96,883)                     | 96,269                     |
| Beginning Net Position                    | <u>971,667</u>           | <u>1,102,771</u>         | <u>1,012,016</u>                      | <u>1,225,239</u>             | <u>1,128,356</u>           |
| Ending Net Position                       | 1,102,771                | 1,225,239                | 1,106,044                             | 1,128,356                    | 1,224,625                  |
| Invested in Capital Assets                | <u>(454,571)</u>         | <u>(784,190)</u>         | <u>(706,552)</u>                      | <u>(823,068)</u>             | <u>(981,411)</u>           |
| Unrestricted Net Position                 | <u>\$ 648,200</u>        | <u>\$ 441,049</u>        | <u>\$ 399,492</u>                     | <u>\$ 305,288</u>            | <u>\$ 243,214</u>          |

City of Kenai  
Fiscal Year 2027 Operating Budget

Fund: 063 - Fleet Replacement Fund  
Department: 459 - Fleet Replacement Fund Summary

| Account Number                               | Expense Description                       | FY2025 Actual    | Five year Historical Average | Original Budget FY2026 | Amended Budget    | Proposed FY2027   | Increase (Decrease) FY2026 Original | % Change     |
|--|---|------------------|------------------------------|------------------------|-------------------|-------------------|-------------------------------------|--------------|
| <b><u>Salaries and Benefits</u></b>          |   |                  |                              |                        |                   |                   |                                     |              |
| 0100   | Salaries                                  | \$ -             | \$ -                         | \$ -                   | \$ -              | \$ -              | \$ -                                | -            |
| 0200   | Overtime                                  | -                | -                            | -                      | -                 | -                 | -                                   | -            |
| 0250   | Holiday Pay                               | -                | -                            | -                      | -                 | -                 | -                                   | -            |
| 0300   | Leave                                     | -                | -                            | -                      | -                 | -                 | -                                   | -            |
| 0400   | Medicare                                  | -                | -                            | -                      | -                 | -                 | -                                   | -            |
| 0450   | Social Security                           | -                | -                            | -                      | -                 | -                 | -                                   | -            |
| 0500   | PERS                                      | -                | -                            | -                      | -                 | -                 | -                                   | -            |
| 0600   | Unemployment Insurance                    | -                | -                            | -                      | -                 | -                 | -                                   | -            |
| 0700   | Workers Compensation                      | -                | -                            | -                      | -                 | -                 | -                                   | -            |
| 0800   | Health & Life Insurance                   | -                | -                            | -                      | -                 | -                 | -                                   | -            |
| 0900   | Supplemental Retirement                   | -                | -                            | -                      | -                 | -                 | -                                   | -            |
|  | <b>Total Salaries &amp; Benefits</b>      | <b>\$ -</b>      | <b>\$ -</b>                  | <b>\$ -</b>            | <b>\$ -</b>       | <b>\$ -</b>       | <b>\$ -</b>                         | <b>-</b>     |
| <b><u>Maintenance and Operations</u></b>     |   |                  |                              |                        |                   |                   |                                     |              |
| 2021   | Office Supplies                           | -                | -                            | -                      | -                 | -                 | -                                   | -            |
| 2022   | Operating & Repair Supplies               | -                | -                            | -                      | -                 | -                 | -                                   | -            |
| 2024   | Small Tools/Minor Equipment               | -                | -                            | -                      | -                 | -                 | -                                   | -            |
| 2026   | Computer Software                         | -                | -                            | -                      | -                 | -                 | -                                   | -            |
| 4531   | Professional Services                     | -                | -                            | -                      | -                 | -                 | -                                   | -            |
| 4532   | Communications                            | -                | -                            | -                      | -                 | -                 | -                                   | -            |
| 4533   | Travel & Transportation                   | -                | -                            | -                      | -                 | -                 | -                                   | -            |
| 4534   | Advertising                               | -                | -                            | -                      | -                 | -                 | -                                   | -            |
| 4535   | Printing & Binding                        | -                | -                            | -                      | -                 | -                 | -                                   | -            |
| 4536   | Insurance                                 | -                | -                            | -                      | -                 | -                 | -                                   | -            |
| 4537   | Utilities                                 | -                | -                            | -                      | -                 | -                 | -                                   | -            |
| 4538   | Repair & Maintenance                      | -                | -                            | -                      | -                 | -                 | -                                   | -            |
| 4539   | Rentals                                   | -                | -                            | -                      | -                 | -                 | -                                   | -            |
| 4540   | Equip. Fund Pmts.                         | -                | -                            | -                      | -                 | -                 | -                                   | -            |
| 4541   | Postage                                   | -                | -                            | -                      | -                 | -                 | -                                   | -            |
| 4666   | Books                                     | -                | -                            | -                      | -                 | -                 | -                                   | -            |
| 4667   | Dues & Publications                       | -                | -                            | -                      | -                 | -                 | -                                   | -            |
| 4999   | Contingency                               | -                | -                            | -                      | -                 | -                 | -                                   | -            |
| 5041   | Miscellaneous                             | 341              | 68                           | 1,144                  | 1,144             | 600               | (544)                               | (47.55%)     |
| 5045   | Depreciation                              | 60,975           | 60,099                       | 101,123                | 101,123           | 102,574           | 1,451                               | 1.43%        |
| 5047   | Grants to Agencies                        | -                | -                            | -                      | -                 | -                 | -                                   | -            |
|  | <b>Total Maint. and Operations</b>        | <b>\$ 61,316</b> | <b>\$ 60,167</b>             | <b>\$ 102,267</b>      | <b>\$ 102,267</b> | <b>\$ 103,174</b> | <b>\$ 907</b>                       | <b>0.89%</b> |
| <b><u>Capital Outlay &amp; Transfers</u></b> |   |                  |                              |                        |                   |                   |                                     |              |
| 8061   | Land                                      | -                | -                            | -                      | -                 | -                 | -                                   | -            |
| 8062   | Buildings                                 | -                | -                            | -                      | -                 | -                 | -                                   | -            |
| 8063   | Improvements                              | -                | -                            | -                      | -                 | -                 | -                                   | -            |
| 8064   | Machinery & Equipment                     | -                | -                            | -                      | 190,911           | -                 | -                                   | -            |
| 9090   | Transfers Out                             | -                | -                            | -                      | -                 | -                 | -                                   | -            |
|  | <b>Total Capital Outlay and Transfers</b> | <b>\$ -</b>      | <b>\$ -</b>                  | <b>\$ -</b>            | <b>\$ 190,911</b> | <b>\$ -</b>       | <b>\$ -</b>                         | <b>-</b>     |
|  | <b>Department Total:</b>                  | <b>\$ 61,316</b> | <b>\$ 60,167</b>             | <b>\$ 102,267</b>      | <b>\$ 293,178</b> | <b>\$ 103,174</b> | <b>\$ 907</b>                       | <b>0.89%</b> |

City of Kenai  
Fiscal Year 2027 Operating Budget

Fund: 063 - Fleet Replacement Fund  
Department: 459 - Fleet Replacement Fund Summary

**5045 Depreciation.** The allocation of the cost of equipment over its useful life.

**City of Kenai  
Fiscal Year 2027 Operating Budget**

**Fund 063 - Fleet Replacement Fund  
Department: 59- Fleet Replacement**

| Item           | Department     | Vehicle | Estimated        |  | Description        | 2024       | 2025       | 2026       | 2027       | 2028       |
|----------------|----------------|---------|------------------|--|--------------------|------------|------------|------------|------------|------------|
|                |                |         | Replacement Year |  |                    |            |            |            |            |            |
| 11             | Police         | P-35    | 2025             |  | AWD police cruiser | \$ 5,604   | \$ 5,604   | \$ 6,599   | \$ 6,436   | \$ 6,436   |
| 12             | Police         | P-31    | 2025             |  | AWD police cruiser | 5,604      | 5,604      | 6,599      | 6,436      | 6,436      |
| 40             | Streets        | ST-02   | 2026             |  | 1 Ton PU           | 3,009      | 3,009      | 3,009      | 4,367      | 4,367      |
| 13             | Police         | P-36    | 2027             |  | AWD police cruiser | 5,604      | 5,604      | 5,604      | 5,604      | 7,236      |
| 17             | Police         | P-37    | 2027             |  | AWD police cruiser | 5,604      | 5,604      | 5,604      | 5,604      | 7,236      |
| 30             | Shop           | SH-01   | 2027             |  | 1/2 Ton PU         | 3,066      | 3,066      | 3,066      | 3,066      | 4,450      |
| 41             | Shop           | SH-02   | 2027             |  | 1 Ton PU           | 4,374      | 4,374      | 4,374      | 4,374      | 5,982      |
| 32             | Animal Control | AC-1    | 2028             |  | Van                | 2,121      | 2,121      | 4,426      | 4,426      | 4,426      |
| 14             | Police         | P-38    | 2028             |  | AWD police cruiser | 5,604      | 5,604      | 5,604      | 5,604      | 5,604      |
| 15             | Police         | P-39    | 2028             |  | AWD police cruiser | 5,604      | 5,604      | 5,604      | 5,604      | 5,604      |
| 36             | Senior Center  | SC-04   | 2028             |  | AWD Vehicle        | 1,933      | 1,933      | 3,187      | 3,187      | 3,187      |
| 31             | Animal Control | AC-3    | 2029             |  | 1/2 Ton pickup     | 3,187      | 3,187      | 3,729      | 3,729      | 3,729      |
| 24             | Fire           | F-11    | 2029             |  | 3/4 Ton pickup     | 3,045      | 3,045      | 2,574      | 2,574      | 2,574      |
| 25             | Fire           | F-10    | 2029             |  | 3/4 Ton pickup     | 3,045      | 3,045      | 2,574      | 2,574      | 2,574      |
| 22             | Parks & Rec    | PR-002  | 2029             |  | 1 Ton PU           | 3,179      | 3,179      | 5,913      | 5,913      | 5,913      |
| 4              | Police         | P-08    | 2029             |  | 1/2 Ton pickup     | 3,434      | 3,434      | 2,646      | 2,646      | 2,646      |
| 6              | Police         | P-26    | 2029             |  | 1/2 Ton pickup     | 3,223      | 3,223      | 2,646      | 2,646      | 2,646      |
| 27             | Fire           | F-12    | 2030             |  | 3/4 Ton pickup     | 3,008      | 3,008      | 2,695      | 2,695      | 2,695      |
| 29             | Streets        | ST-03   | 2030             |  | 1 Ton PU           | 3,009      | 3,009      | 6,207      | 6,207      | 6,207      |
| 20             | Parks & Rec    | PR-007  | 2031             |  | 1/2 Ton pickup     | 3,570      | 3,570      | 3,294      | 3,294      | 3,294      |
| 5              | Police         | P-xx    | 2032             |  | 1/2 Ton pickup     | 4,350      | 3,463      | 3,294      | 3,294      | 3,294      |
| 1              | Police         | P-17    | 2033             |  | AWD police cruiser | 6,312      | 5,922      | 6,789      | 6,789      | 6,789      |
| 7              | Police         | P-18    | 2033             |  | AWD police cruiser | 3,942      | 5,922      | 6,789      | 6,789      | 6,789      |
| 8              | Police         | P-19    | 2033             |  | AWD police cruiser | 5,604      | 6,244      | 6,789      | 6,789      | 6,789      |
| 10             | Police         | P-20    | 2033             |  | AWD police cruiser | 7,963      | 3,838      | 6,789      | 6,789      | 6,789      |
| 16             | Police         | P-11    | 2033             |  | AWD police cruiser | 4,678      | 7,188      | 5,121      | 5,121      | 5,121      |
| 33             | Senior Center  | SC-05   | 2034             |  | 15 Passenger Van   | 2,537      | 2,537      | 3,385      | 3,385      | 3,385      |
| 34             | Senior Center  | SC-06   | 2034             |  | 15 Passenger Van   | 2,537      | 3,385      | 3,385      | 3,385      | 3,385      |
| 9              | Police         | P-32    | 2035             |  | AWD police cruiser | 5,604      | 5,604      | 6,599      | 6,436      | 6,436      |
| 18             | Parks & Rec    | PR-003  | 2037             |  | 1/2 Ton pickup     | 3,500      | 3,500      | 2,646      | 2,646      | 2,646      |
| 19             | Parks & Rec    | BF-01   | 2037             |  | 1/2 Ton pickup     | 3,500      | 3,500      | 2,646      | 2,646      | 2,646      |
| 23             | Parks & Rec    | PR-006  | 2037             |  | 3/4 Ton pickup     | 2,891      | 2,891      | 2,574      | 2,574      | 2,574      |
| 2              | Police         | P-03    | 2037             |  | 1/2 Ton pickup     | 4,350      | 1,450      | 3,729      | 3,729      | 3,729      |
| 28             | Streets        | ST-01   | 2037             |  | 3/4 Ton pickup     | 2,891      | 2,891      | 2,574      | 2,574      | 2,574      |
| 26             | Fire           | P-11    | 2039             |  | 3/4 Ton pickup     | 2,671      | 4,862      | 5,917      | 5,717      | 5,717      |
| 3              | Police         | P-xx    | 2039             |  | 1/2 Ton pickup     | 4,350      | 3,463      | 3,294      | 3,294      | 3,294      |
| 21             | Parks & Rec    | PR-009  | 2040             |  | 1/2 Ton pickup     | 3,570      | 3,570      | 3,294      | 3,294      | 3,294      |
| 35             | Senior Center  | SC-02   | 2041             |  | AWD Vehicle Bronco | 1,933      | 1,933      | 1,933      | 2,957      | 2,957      |
| 37             | Senior Center  | SC-08   | 2041             |  | AWD Vehicle Bronco | 1,933      | 1,933      | 1,933      | 2,957      | 2,957      |
| 38             | Buildings      | BI-2    | 2044             |  | 15 Passenger Van   | 2,813      | 2,813      | 3,385      | 3,385      | 3,385      |
| 39             | Buildings      | BI-3    | 2044             |  | 15 Passenger Van   | 2,651      | 2,651      | 3,385      | 3,385      | 3,385      |
| Total          |                |         |                  |  |                    | \$ 157,407 | \$ 156,387 | \$ 172,204 | \$ 174,921 | \$ 181,177 |
| Police         |                |         |                  |  |                    | \$ 87,434  | \$ 83,375  | \$ 90,099  | \$ 89,610  | \$ 92,874  |
| Parks & Rec    |                |         |                  |  |                    | 20,210     | 20,210     | 20,367     | 20,367     | 20,367     |
| Fire           |                |         |                  |  |                    | 11,769     | 13,960     | 13,760     | 13,560     | 13,560     |
| Streets        |                |         |                  |  |                    | 8,909      | 8,909      | 11,790     | 13,148     | 13,148     |
| Shop           |                |         |                  |  |                    | 7,440      | 7,440      | 7,440      | 7,440      | 10,432     |
| Animal Control |                |         |                  |  |                    | 5,308      | 5,308      | 8,155      | 8,155      | 8,155      |
| Senior Center  |                |         |                  |  |                    | 10,873     | 11,721     | 13,823     | 15,871     | 15,871     |
| Buildings      |                |         |                  |  |                    | 5,464      | 5,464      | 6,770      | 6,770      | 6,770      |
|                |                |         |                  |  |                    | \$ 157,407 | \$ 156,387 | \$ 172,204 | \$ 174,921 | \$ 181,177 |

# ENTERPRISE FUNDS

Enterprise Funds are established to account for the financing of self-supporting activities of governmental units, which render services to general public on a user charge basis. Enterprise Funds are maintained on the accrual basis of accounting. Expenses are controlled through budgetary accounting procedures similar to the governmental fund.

1. CONGREGATE HOUSING FUND

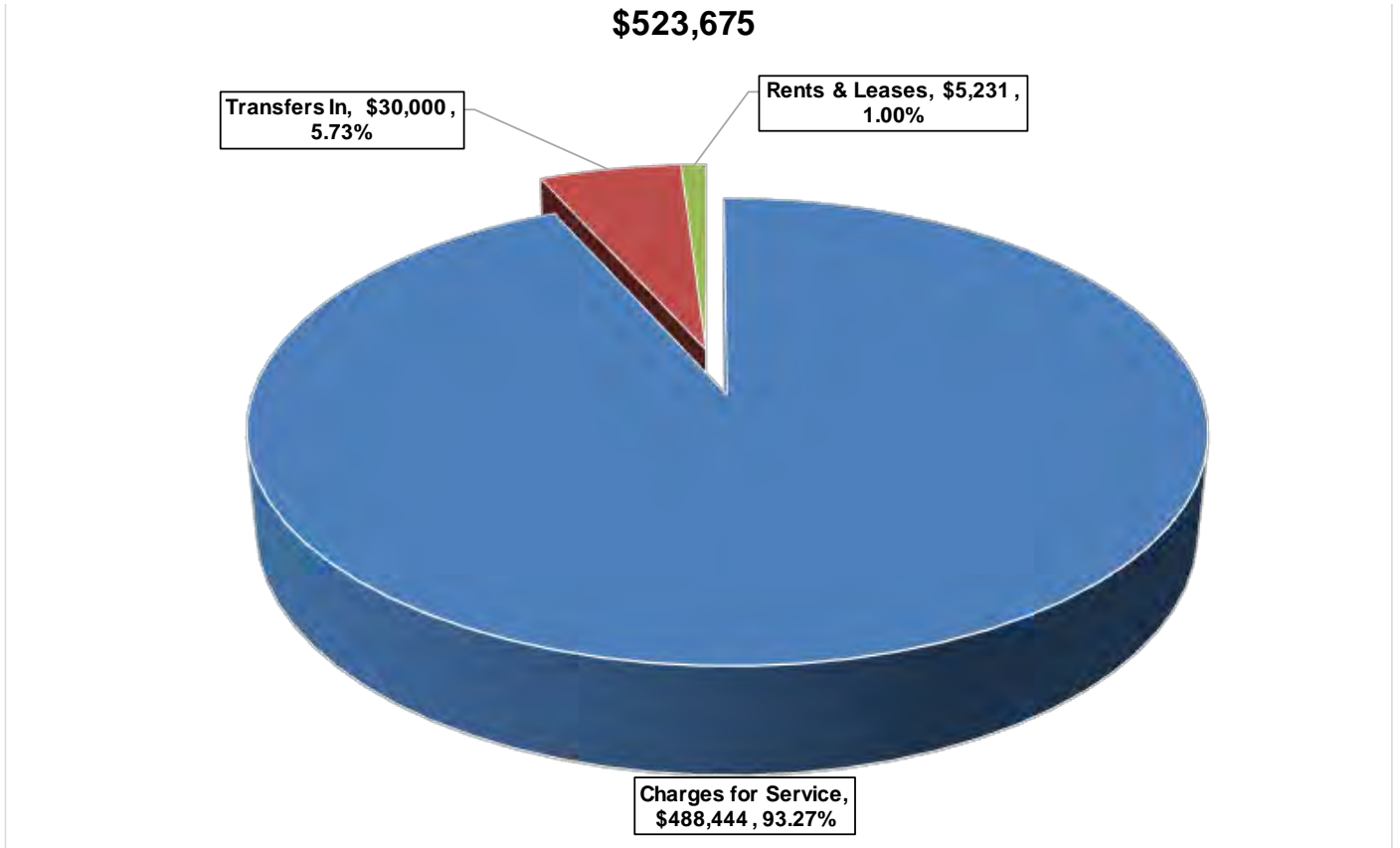
This Fund consists of a 40-unit senior citizen housing complex located on a bluff overlooking the Kenai River. The significant revenue source is rents.

A stylized fish logo in shades of cyan, green, and pink, positioned behind the text.

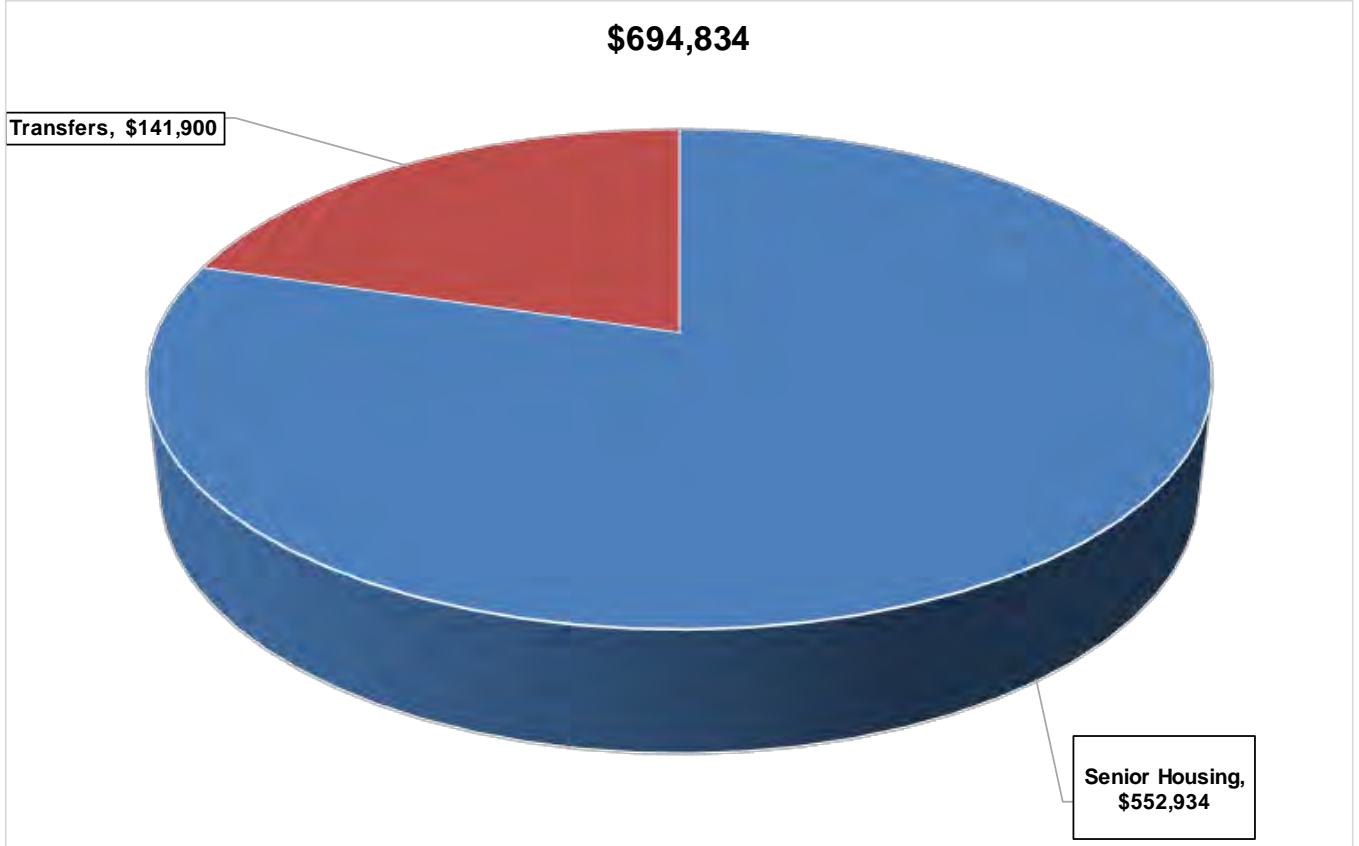
KENAI



## WHERE THE MONEY COMES FROM – TOTAL OPERATING REVENUE



## WHERE THE MONEY GO – TOTAL OPERATING EXPENDITURES



**City of Kenai  
Fiscal Year 2027 Operating Budget**

**Budget Projection  
Fund: 009 - Congregate Housing Fund**

|                               | <u>Actual<br/>FY2024</u> | <u>Actual<br/>FY2025</u> | <u>Original<br/>Budget<br/>FY2026</u> | <u>Projection<br/>FY2026</u> | <u>Proposed<br/>FY2027</u> |
|-------------------------------|--------------------------|--------------------------|---------------------------------------|------------------------------|----------------------------|
| <b>Revenues</b>               |                          |                          |                                       |                              |                            |
| PERS Grant                    | \$ 1,688                 | \$ 2,603                 | \$ 3,918                              | \$ 2,897                     | \$ 5,231                   |
| Rents and Leases              | 486,345                  | 508,310                  | 478,765                               | \$ 504,117                   | \$ 488,444                 |
| Interest on Investments       | 52,254                   | 32,616                   | 30,000                                | \$ 30,000                    | \$ 30,000                  |
| Miscellaneous                 | 203                      | 2,556                    | -                                     | \$ 1,300                     | \$ -                       |
| <b>Total Revenues</b>         | <u>540,490</u>           | <u>546,085</u>           | <u>512,683</u>                        | <u>\$ 538,314</u>            | <u>\$ 523,675</u>          |
| <b>Expenses</b>               | <u>534,126</u>           | <u>568,983</u>           | <u>567,454</u>                        | <u>\$ 579,804</u>            | <u>594,834</u>             |
| Net Income (loss)             | 6,364                    | (22,898)                 | (54,771)                              | \$ (41,490)                  | (71,159)                   |
| Beginning Retained Earnings   | 1,013,889                | 616,133                  | 240,527                               | \$ 698,887                   | 613,843                    |
| Capital Asset Acquisitions    | (544,856)                | (49,594)                 | (184,000)                             | \$ -                         | -                          |
| Allocated to Capital Projects | (212,649)                | (378,056)                | -                                     | \$ (184,000)                 | (100,000)                  |
| Credit for Depreciation       | <u>140,736</u>           | <u>155,246</u>           | <u>140,446</u>                        | <u>\$ 140,446</u>            | <u>140,446</u>             |
| Available Retained Earnings   | <u>\$ 403,484</u>        | <u>\$ 320,831</u>        | <u>\$ 142,202</u>                     | <u>\$ 613,843</u>            | <u>\$ 583,130</u>          |

City of Kenai  
 Fiscal Year 2027 Operating Budget  
 Fund 009 – Congregate Housing  
 Department 462 – Congregate Housing

**Mission**

To provide independent seniors with a supportive, community-focused living environment that frees them from the burdens of homeownership while fostering dignity, respect, and meaningful connections with their peers.

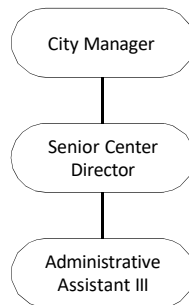
**Functions & Responsibilities**

Vintage Pointe Manor offers a welcoming and supportive community where seniors from diverse backgrounds can enjoy their independence while forming meaningful connections. Residents have the opportunity to share life experiences and embrace their later years in a safe, comfortable, and caring environment.

Conveniently located next to the Kenai Senior Center, Vintage Pointe Manor provides residents with easy and secure access to a variety of activities and services. The building features 40 one and two-bedroom apartments with rental rates ranging from \$1,051.73 to \$1,262.08 per month, based on unit size and location. Rent includes gas heat, water, sewer, refuse, internet, and basic television. Each apartment is equipped with a washer/dryer, electric stove, dishwasher, refrigerator, and a small indoor storage area. Residents are responsible for their own electricity and phone services. To qualify, tenants must be **60 years or older** and able to live independently.

A contracted on-site resident manager provides minor maintenance, oversees facility operations, and maintains regular office hours. The **Kenai Senior Center Office** manages overall supervision, including rental agreements, fee collection, purchase orders, and tenant concerns.

**Organizational Chart**



**Staffing**

| Position Title               | FY23 Actual |       | FY24 Actual |       | FY25 Actual |       | Projected FY26 |       | Proposed FY27 |       | Projected FY28 |       |
|------------------------------|-------------|-------|-------------|-------|-------------|-------|----------------|-------|---------------|-------|----------------|-------|
|                              | FTE         | Grade | FTE         | Grade | FTE         | Grade | FTE            | Grade | FTE           | Grade | FTE            | Grade |
| Senior Center Director       | .35         | 23    | .40         | 23    | .40         | 23    | .40            | 23    | .40           | 23    | .40            | 23    |
| Administrative Assistant III | .25         | 15    | .30         | 15    | .30         | 15    | .30            | 15    | .30           | 15    | .30            | 15    |
| Data Entry Clerk             | .02         | 1     | -           | -     | -           | -     | -              | -     | -             | -     | -              | -     |

### Average Overtime Per Position (hours)

| Position Title               | FY23 Actual | FY24 Actual | FY25 Actual | Projected FY26 | Proposed FY27 | Projected FY28 |
|------------------------------|-------------|-------------|-------------|----------------|---------------|----------------|
| Senior Center Director       | N/A         | N/A         | N/A         | N/A            | N/A           | N/A            |
| Administrative Assistant III | 4           | 4           | 4           | 4              | 4             | 4              |
| Data Entry Clerk             | -           | -           | -           | -              | -             | -              |

### Performance Measures

| Fiscal Year                | 2022 | 2023 | 2024 | 2025 | 2026 |
|----------------------------|------|------|------|------|------|
| Apartment Turnover         | 4    | 9    | 6    | 4    | *6   |
| Units at Market Rate Rents | 85%  | 88%  | 7%   | 5%   | 100% |
| Apartment Renovations      | N/A  | N/A  | N/A  | N/A  | N/A  |

\*July 1 – March 1

### FY26 Department Goals Evaluation

The following goals support the City of Kenai Comprehensive Plan Goal 1: Promote and encourage quality of life in Kenai:

1. Finalize design plans for kitchen and bath renovations and completion of two apartments.
  - *Not Achieved. The goal is in the work for the design process.*
2. To implement a schedule for replacing antiquated lighting and heating systems, thus reducing energy costs.
  - *Partially Achieved. The boiler was replaced in FY25. Lighting to be replaced in FY26.*
3. Issue RFP and award contract for construction phase two apartment remodels.
  - *Partially Achieved. RFP awarded for design phase.*
4. Upgrade hallway and commons areas' lighting systems to improve energy efficiency and reduce costs.
  - *Partially Achieved.*
5. Continuing common areas modernization with the first-floor east hallway and commons areas. (waiting on funding this vs utilizing funds for the window repair project)
  - *Not Achieved.*
6. Document 10 department policies and procedures according to the new format for the City of Kenai.
  - *Not Achieved. Will continue this goal through FY27.*
7. Initiate the development of a comprehensive long-term maintenance and renovation plan, creating a strategic roadmap that identifies priorities for improvements beyond FY26 to ensure long-term sustainability, efficiency, and livability.
  - *Partially Achieved. Will continue this goal through FY27.*

## **FY27 Department Goals**

1. All critical operational procedures are documented in accordance with the City format.
2. Complete modernization of the first-floor east hallway and commons areas contingent upon available funding.
3. Finalize and begin implementation of the comprehensive long-term maintenance and renovation plan with at least two priority projects identified.

## **Future Considerations**

- Security camera upgrades
- Exterior lighting improvements
- Emergency systems modernization
- Fire safety system upgrades

City of Kenai  
Fiscal Year 2027 Operating Budget

Fund: 009 - Congregate Housing Fund  
Department: 462 - Congregate Housing

| Account Number                                   | Expense Description         | FY2025 Actual     | Five year Historical Average | Original Budget FY2026 | Amended Budget    | Proposed FY2027   | Increase (Decrease) FY2026 Original | % Change        |
|--|-----------------------------|-------------------|------------------------------|------------------------|-------------------|-------------------|-------------------------------------|-----------------|
| <b><u>Salaries and Benefits</u></b>              |                             |                   |                              |                        |                   |                   |                                     |                 |
| 0100   | Salaries                    | \$ 61,013         | \$ 51,560                    | \$ 63,581              | \$ 63,581         | \$ 66,409         | \$ 2,828                            | 4.45%           |
| 0200   | Overtime                    | 97                | 249                          | 209                    | \$ 209            | \$ 61             | (148)                               | (70.81%)        |
| 0250   | Holiday Pay                 | -                 | -                            | -                      | \$ -              | \$ -              | -                                   | -               |
| 0300   | Leave                       | 1,285             | 396                          | 2,707                  | \$ 2,707          | \$ 2,821          | 114                                 | 4.21%           |
| 0400   | Medicare                    | 857               | 722                          | 964                    | \$ 964            | \$ 1,005          | 41                                  | 4.25%           |
| 0450   | Social Security             | (1)               | 32                           | -                      | \$ -              | \$ -              | -                                   | -               |
| 0500   | PERS                        | 15,800            | 13,721                       | 18,072                 | \$ 18,072         | \$ 19,836         | 1,764                               | 9.76%           |
| 0600   | Unemployment Insurance      | -                 | 22                           | 332                    | \$ 332            | \$ 346            | 14                                  | 4.22%           |
| 0700   | Workers Compensation        | 147               | 114                          | 139                    | \$ 139            | \$ 197            | 58                                  | 41.73%          |
| 0800   | Health & Life Insurance     | 18,705            | 16,893                       | 18,705                 | \$ 18,705         | \$ 14,029         | (4,676)                             | (25.00%)        |
| 0900   | Supplemental Retirement     | 2,650             | 1,459                        | 1,411                  | \$ 1,411          | \$ 2,558          | 1,147                               | 81.29%          |
| <b><u>Total Salaries &amp; Benefits</u></b>      |                             | <b>\$ 100,553</b> | <b>\$ 85,168</b>             | <b>\$ 106,120</b>      | <b>\$ 106,120</b> | <b>\$ 107,262</b> | <b>\$ 1,142</b>                     | <b>1.08%</b>    |
| <b><u>Maintenance and Operations</u></b>         |                             |                   |                              |                        |                   |                   |                                     |                 |
| 2021   | Office Supplies             | -                 | 92                           | 250                    | 250               | 250               | -                                   | -               |
| 2022   | Operating & Repair Supplies | 5,082             | 2,541                        | 11,100                 | 18,450            | 1,200             | (9,900)                             | (89.19%)        |
| 2024   | Small Tools/Minor Equipment | 5,385             | 11,310                       | 12,300                 | 12,300            | 12,375            | 75                                  | 0.61%           |
| 2026   | Computer Software           | 849               | 682                          | 1,231                  | 1,231             | 1,331             | 100                                 | 8.12%           |
| 4531   | Professional Services       | 111,962           | 99,943                       | 101,537                | 101,537           | 102,360           | 823                                 | 0.81%           |
| 4532   | Communications              | 3,727             | 2,653                        | 5,981                  | 5,981             | 6,416             | 435                                 | 7.27%           |
| 4533   | Travel & Transportation     | 144               | 132                          | -                      | -                 | -                 | -                                   | -               |
| 4534   | Advertising                 | -                 | 38                           | -                      | -                 | -                 | -                                   | -               |
| 4535   | Printing & Binding          | 486               | 501                          | 500                    | 500               | 500               | -                                   | -               |
| 4536   | Insurance                   | 25,881            | 18,559                       | 26,012                 | 26,012            | 26,929            | 917                                 | 3.53%           |
| 4537   | Utilities                   | 73,668            | 78,515                       | 84,677                 | 79,677            | 80,765            | (3,912)                             | (4.62%)         |
| 4538   | Repair & Maintenance        | 47,191            | 35,808                       | 36,000                 | 46,000            | 36,000            | -                                   | -               |
| 4539   | Rentals                     | -                 | -                            | -                      | -                 | -                 | -                                   | -               |
| 4540   | Equip. Fund Pmts.           | -                 | -                            | -                      | -                 | -                 | -                                   | -               |
| 4541   | Postage                     | 10                | 27                           | 100                    | 100               | 100               | -                                   | -               |
| 4666   | Books                       | -                 | -                            | -                      | -                 | -                 | -                                   | -               |
| 4667   | Dues & Publications         | -                 | -                            | -                      | -                 | -                 | -                                   | -               |
| 4999   | Contingency                 | -                 | -                            | -                      | -                 | -                 | -                                   | -               |
| 5041   | Miscellaneous               | -                 | -                            | -                      | -                 | -                 | -                                   | -               |
| 5045   | Depreciation                | 155,246           | 143,464                      | 140,446                | 140,446           | 140,446           | -                                   | -               |
| 5047   | Grants to Agencies          | -                 | -                            | -                      | -                 | -                 | -                                   | -               |
| <b><u>Total Maint. and Operations</u></b>        |                             | <b>\$ 429,631</b> | <b>\$ 394,265</b>            | <b>\$ 420,134</b>      | <b>\$ 432,484</b> | <b>\$ 408,672</b> | <b>\$ (11,462)</b>                  | <b>(2.73%)</b>  |
| <b><u>Capital Outlay &amp; Transfers</u></b>     |                             |                   |                              |                        |                   |                   |                                     |                 |
| 8061   | Land                        | -                 | -                            | -                      | -                 | -                 | -                                   | -               |
| 8062   | Buildings                   | -                 | -                            | 84,000                 | 84,000            | 37,000            | (47,000)                            | (55.95%)        |
| 8063   | Improvements                | -                 | -                            | -                      | -                 | -                 | -                                   | -               |
| 8064   | Machinery & Equipment       | -                 | -                            | -                      | -                 | -                 | -                                   | -               |
| 9090   | Transfers Out               | 253,800           | 214,280                      | 141,200                | 141,200           | 141,900           | 700                                 | 0.50%           |
| <b><u>Total Capital Outlay and Transfers</u></b> |                             | <b>\$ 253,800</b> | <b>\$ 214,280</b>            | <b>\$ 225,200</b>      | <b>\$ 225,200</b> | <b>\$ 178,900</b> | <b>\$ (46,300)</b>                  | <b>(20.56%)</b> |
| <b>Department Total:</b>                         |                             | <b>\$ 783,984</b> | <b>\$ 693,713</b>            | <b>\$ 751,454</b>      | <b>\$ 763,804</b> | <b>\$ 694,834</b> | <b>\$ (56,620)</b>                  | <b>(7.53%)</b>  |

**City of Kenai  
Fiscal Year 2027 Operating Budget**

**Fund: 009 - Congregate Housing Fund  
Department: 462 - Congregate Housing**

**2022 Operating, Repair & Maintenance.** Outdoor plants and supplies.

**2024 Small Tools/Minor Equipment.** For the purchase of 3 washer/dryer stack combos, 3 stoves, 3 refrigerators, 4 garbage disposals, first aid kit & refills and computer replacements.

**4531 Professional Services.** Facility management services, snow removal and sanding of parking area, and landscaping.

**4538 Repair and Maintenance.** Includes blinds/drapery cleaning, carpet cleaning, elevator maintenance, monitoring of fire alarm, plumbing and electrical repairs, painting of apartments on move out, window and gutter cleaning, seasonal maintenance of outdoor sprinklers, and AED warranty and maintenance.

**9090 Transfers Out.** Central administrative charges from General Fund, \$41,900 and transfer to capital projects, \$100,000.

**8062 Buildings.** Special Projects: Blind replacements 12 apartments \$12,000. Dry sprinkler heads \$25,000.

This page intentionally left blank

# MAJOR AND CAPITAL PROJECT FUNDS

The following section provides a description of the FY2027 City of Kenai Major and Capital Project Budgets.

The Major and Capital Program (MCP) represents the City's plan for major projects, infrastructure, and equipment funding. The MCP is reviewed each year to reflect changing priorities and to provide a framework for identifying project requirements, as well as monitor the impact of projects on operating budgets and for project scheduling and coordination.

The complete City of Kenai Capital Improvement Plan for Fiscal Years 2027-2031 can be viewed at:

<https://www.kenai.city/publicworks/page/capital-improvement-plan>

## DEFINITION OF A CAPITAL PROJECT

A capital project is in excess of \$35,000 and has a useful life exceeding one year. Major maintenance projects on existing assets are included in the MCP provided they meet the preceding conditions.

## DEFINITION OF A MAJOR PROJECT

A major project is in excess of \$35,000 and does not result in construction, purchase or betterment of an existing asset. An example of a major project would be a comprehensive or master plan.

## SOURCES OF FUNDING

A MCP has no means of generating revenue. Projects on the MCP receive funding from the operating funds, transfers from other funds and from grants.

## PRIORITIZATION

The City Manager evaluates, modifies and reviews tentative project requests submitted by Department Heads before submitting to the City Council for their review and approval as part of the budget process. Items considered in the prioritization of projects include but are not limited to regulatory compliance, public safety, employee safety, and community goals. Requests are also considered based upon available funding and long-term plans.

In total, this budget includes \$21,370,271 in projects for FY2027. \$9,191,620 of the requests are contingent upon grants and will be appropriated and authorized at the time grants are received. The remaining amount is funded with \$2,920,100 in transfers from the associated operating funds and \$9,258,551 from fund balance in the Capital Projects Funds. Remaining pages of this section provide a detailed description of adopted projects.



**City of Kenai**  
**Capital Budget Revenue, Expenditure and Fund Balance Summary**  
**Fiscal Years 2027 Through 2031**

|  | <u>FY2026</u><br><u>Projected</u> | <u>FY2027</u><br><u>Proposed</u> | <u>FY2028</u><br><u>Projected</u> | <u>FY2029</u><br><u>Projected</u> | <u>FY2030</u><br><u>Projected</u> | <u>FY2031</u><br><u>Projected</u> |
|--|-----------------------------------|----------------------------------|-----------------------------------|-----------------------------------|-----------------------------------|-----------------------------------|
| Revenues:  |                                   |                                  |                                   |                                   |                                   |                                   |
| Grants   | \$ 27,917,168                     | \$ 9,191,620                     | \$ 58,240,750                     | \$ 20,394,100                     | \$ 9,376,250                      | \$ 39,114,400                     |
| Transfer from Other Fund:                                    |                                   |                                  |                                   |                                   |                                   |                                   |
| General Fund   | 935,000                           | 2,280,000                        | 3,865,000                         | 2,095,000                         | 1,720,000                         | 2,230,000                         |
| Airport Special Revenue Fund                                 | 1,595,404                         | 380,100                          | 874,150                           | 1,765,500                         | 2,396,250                         | -                                 |
| Water & Sewer Special Revenue Fund                           | 1,250,000                         | 710,000                          | 1,700,000                         | 1,310,000                         | 400,000                           | 950,000                           |
| Congregate Housing Enterprise Fund                           | 100,000                           | 100,000                          | 100,000                           | 100,000                           | -                                 | -                                 |
| Total Revenues   | <u>31,797,572</u>                 | <u>12,661,720</u>                | <u>64,779,900</u>                 | <u>25,664,600</u>                 | <u>13,892,500</u>                 | <u>42,294,400</u>                 |
| Expenditures:  |                                   |                                  |                                   |                                   |                                   |                                   |
| General Government   | -                                 | 541,418                          | 800,000                           | -                                 | -                                 | -                                 |
| Parks, Recreation & Culture                                  | 77,669                            | 1,355,318                        | 1,025,000                         | 3,850,000                         | -                                 | 5,300,000                         |
| Senior Citizen Programs                                      | 43,862                            | 154,138                          | 40,000                            | 35,000                            | -                                 | 100,000                           |
| Public Works   | 815,228                           | 8,562,314                        | 2,400,000                         | 1,360,000                         | 1,720,000                         | 1,070,000                         |
| Public Safety  | 224,219                           | 410,282                          | 35,000,000                        | -                                 | -                                 | -                                 |
| Senior Housing   | 219,783                           | 358,363                          | 100,000                           | 100,000                           | -                                 | -                                 |
| Kenai Municipal Airport                                      | 25,866,463                        | 5,032,478                        | 20,914,900                        | 12,009,600                        | 11,772,500                        | 29,474,400                        |
| Water & Sewer Utility  | 3,504,581                         | 5,505,960                        | 4,500,000                         | 8,310,000                         | 400,000                           | 6,350,000                         |
| Total Expenditures   | <u>30,751,805</u>                 | <u>21,920,271</u>                | <u>64,779,900</u>                 | <u>25,664,600</u>                 | <u>13,892,500</u>                 | <u>42,294,400</u>                 |
| Transfer to Other Funds                                      |                                   |                                  |                                   |                                   |                                   |                                   |
| General Fund   | -                                 | -                                | -                                 | -                                 | -                                 | -                                 |
| Airport Special Revenue Fund                                 | 1,644,376                         | -                                | -                                 | -                                 | -                                 | -                                 |
| Total Transfer to other Funds                                | <u>1,644,376</u>                  | <u>-</u>                         | <u>-</u>                          | <u>-</u>                          | <u>-</u>                          | <u>-</u>                          |
| Total Expenditures and transfers                             | <u>32,396,181</u>                 | <u>21,920,271</u>                | <u>64,779,900</u>                 | <u>25,664,600</u>                 | <u>13,892,500</u>                 | <u>42,294,400</u>                 |
| Contribution to/(From) Fund Balance                          | (598,609)                         | (9,258,551)                      | -                                 | -                                 | -                                 | -                                 |
| Beginning Fund Balance                                       | <u>9,918,804</u>                  | <u>9,258,551</u>                 | <u>-</u>                          | <u>-</u>                          | <u>-</u>                          | <u>-</u>                          |
| Ending Fund Balance  | <u>9,320,195</u>                  | <u>-</u>                         | <u>-</u>                          | <u>-</u>                          | <u>-</u>                          | <u>-</u>                          |
| Assigned Fund Balance  |                                   |                                  |                                   |                                   |                                   |                                   |
| Park Improvement Capital Project Fund                        | 268,261                           | -                                | -                                 | -                                 | -                                 | -                                 |
| Cemetery Improvement Capital Project Fund                    | 269,149                           | -                                | -                                 | -                                 | -                                 | -                                 |
| Kenai Recreation Center Improvement Capital Project Fund     | 92,633                            | -                                | -                                 | -                                 | -                                 | -                                 |
| Kenai Senior Center Improvement Capital Project Fund         | 94,138                            | -                                | -                                 | -                                 | -                                 | -                                 |
| Personal Use Fishery Improvement Capital Project Fund        | 121,844                           | -                                | -                                 | -                                 | -                                 | -                                 |
| Kenai Public Safety Improvement Capital Project Fund         | 110,282                           | -                                | -                                 | -                                 | -                                 | -                                 |
| Congregate Housing Improvement Capital Project Fund          | 258,363                           | -                                | -                                 | -                                 | -                                 | -                                 |
| Kenai Multipurpose Facility Capital Project Fund             | 167,665                           | -                                | -                                 | -                                 | -                                 | -                                 |
| Library Improvement Capital Project Fund                     | 81,296                            | -                                | -                                 | -                                 | -                                 | -                                 |
| Kenai City Hall Improvement Capital Project Fund             | 259,782                           | -                                | -                                 | -                                 | -                                 | -                                 |
| Airport Operations Facility Improvement Capital Project Fund | 774,965                           | -                                | -                                 | -                                 | -                                 | -                                 |
| Airport Snow Removal Equipment Capital Project Fund          | 62,500                            | -                                | -                                 | -                                 | -                                 | -                                 |
| Airport Terminal Capital Project Fund                        | 176,030                           | -                                | -                                 | -                                 | -                                 | -                                 |
| Airport Improvement Capital Project Fund                     | 1,638,883                         | -                                | -                                 | -                                 | -                                 | -                                 |
| Water & Sewer Improvement Capital Project Fund               | 2,342,820                         | -                                | -                                 | -                                 | -                                 | -                                 |
| Wastewater Treatment Improvement Capital Project Fund        | 1,053,140                         | -                                | -                                 | -                                 | -                                 | -                                 |
| Trail Construction Improvement Capital Project Fund          | 36,600                            | -                                | -                                 | -                                 | -                                 | -                                 |
| Municipal Roadway Improvement Capital Project Fund           | 1,370,694                         | -                                | -                                 | -                                 | -                                 | -                                 |
| Municipal Facility Improvement Capital Project Fund          | 47,870                            | -                                | -                                 | -                                 | -                                 | -                                 |
| Total Assigned Fund Balance                                  | <u>9,226,915</u>                  | <u>-</u>                         | <u>-</u>                          | <u>-</u>                          | <u>-</u>                          | <u>-</u>                          |
| Unassigned Fund Balance:                                     |                                   |                                  |                                   |                                   |                                   |                                   |
| Total Unassigned Fund Balance                                | <u>-</u>                          | <u>-</u>                         | <u>-</u>                          | <u>-</u>                          | <u>-</u>                          | <u>-</u>                          |
| Total Assigned & Unassigned Fund Balance                     | <u>\$ 9,226,915</u>               | <u>\$ -</u>                      | <u>\$ -</u>                       | <u>\$ -</u>                       | <u>\$ -</u>                       | <u>\$ -</u>                       |

**City of Kenai  
Capital Budget Expenditure Summary  
of Current and Future Year Authorizations  
Fiscal Years 2026 Through 2030**

|   | <u>FY2026<br/>Projected</u> | <u>FY2027<br/>Proposed</u> | <u>FY2028<br/>Projected</u> | <u>FY2029<br/>Projected</u> | <u>FY2030<br/>Projected</u> | <u>FY2031<br/>Projected</u> |
|---|-----------------------------|----------------------------|-----------------------------|-----------------------------|-----------------------------|-----------------------------|
| Prior Year's Authorizations                             |                             |                            |                             |                             |                             |                             |
| General Government                                      |                             |                            |                             |                             |                             |                             |
| Kenai City Hall Improvement Capital Project Fund        | \$ -                        | \$ 291,418                 | \$ -                        | \$ -                        | \$ -                        | \$ -                        |
| Parks, Recreation & Culture:                            |                             |                            |                             |                             |                             |                             |
| Park Improvement Capital Project Fund                   | 77,669                      | 268,261                    | -                           | -                           | -                           | -                           |
| Cemetery Improvement Capital Project Fund               | -                           | 269,149                    | -                           | -                           | -                           | -                           |
| Kenai Recreation Center Capital Project Fund            | -                           | 92,633                     | -                           | -                           | -                           | -                           |
| Personal Use Fishery Improvement Capital Project Fund   | -                           | 121,844                    | -                           | -                           | -                           | -                           |
| Municipal Facility Improvement Capital Project Fund     | -                           | 47,870                     | -                           | -                           | -                           | -                           |
| Kenai Multipurpose Facility Capital Project Fund        | -                           | 167,665                    | -                           | -                           | -                           | -                           |
| Library Improvement Capital Project Fund                | -                           | 81,296                     | -                           | -                           | -                           | -                           |
| Trail Construction Capital Project Fund                 | -                           | 36,600                     | -                           | -                           | -                           | -                           |
| Public Works:   |                             |                            |                             |                             |                             |                             |
| Kenai Bluff Erosion Capital Project Fund                | 124,286                     | 5,741,620                  | -                           | -                           | -                           | -                           |
| Municipal Roadway Improvements Capital Project Fund     | 690,942                     | 1,370,694                  | -                           | -                           | -                           | -                           |
| Municipal Facility Improvement Capital Project Fund     | -                           | 47,870                     | -                           | -                           | -                           | -                           |
| Public Safety:  |                             |                            |                             |                             |                             |                             |
| Kenai Public Safety Improvement Capital Project Fund    | 224,219                     | 110,282                    | -                           | -                           | -                           | -                           |
| Senior Housing -  |                             |                            |                             |                             |                             |                             |
| Congregate Housing Improvement Capital Project Fund     | 219,783                     | 258,363                    | -                           | -                           | -                           | -                           |
| Senior Citizen Programs -                               |                             |                            |                             |                             |                             |                             |
| Kenai Senior Center Improvement Capital Project Fund    | 43,862                      | 94,138                     | -                           | -                           | -                           | -                           |
| Kenai Municipal Airport                                 |                             |                            |                             |                             |                             |                             |
| Airport Operations Facility Capital Project Fund        | 372,004                     | 774,965                    | -                           | -                           | -                           | -                           |
| Airport Snow Removal Equipment Capital Project Fund     | 1,209,983                   | 62,500                     | -                           | -                           | -                           | -                           |
| Airport Terminal Improvement Capital Project Fund       | -                           | 176,030                    | -                           | -                           | -                           | -                           |
| Airport Improvement Capital Project Fund                | 24,284,476                  | 1,638,883                  | -                           | -                           | -                           | -                           |
| Water & Sewer Utility                                   |                             |                            |                             |                             |                             |                             |
| Water & Sewer Improvement Capital Project Fund          | 155,326                     | 2,342,820                  | -                           | -                           | -                           | -                           |
| Wastewater Treatment Facility Imp. Capital Project Fund | 3,349,255                   | 1,053,140                  | -                           | -                           | -                           | -                           |
| Total Prior Year's Authorizations                       | <u>30,751,805</u>           | <u>15,048,041</u>          | <u>-</u>                    | <u>-</u>                    | <u>-</u>                    | <u>-</u>                    |
| Current & Future Year Authorizations:                   |                             |                            |                             |                             |                             |                             |
| General Government                                      |                             |                            |                             |                             |                             |                             |
| Kenai City Hall Improvement Capital Project Fund        | -                           | 250,000                    | 800,000                     | -                           | -                           | -                           |
| FAA Flight Service Station Capital Project Fund         | -                           | -                          | -                           | -                           | -                           | -                           |
| Parks, Recreation & Culture:                            |                             |                            |                             |                             |                             |                             |
| Playground Improvement Capital Project Fund             | -                           | 100,000                    | 800,000                     | -                           | -                           | -                           |
| Park Improvement Capital Project Fund                   | -                           | 50,000                     | 150,000                     | 3,000,000                   | -                           | -                           |
| Cemetery Improvements Capital Project Fund              | -                           | -                          | -                           | -                           | -                           | -                           |
| Kenai Recreation Center Capital Project Fund            | -                           | 120,000                    | -                           | -                           | -                           | -                           |
| Kenai Multipurpose Facility Capital Project Fund        | -                           | -                          | 75,000                      | 850,000                     | -                           | 5,300,000                   |
| Library Improvement Capital Project Fund                | -                           | -                          | -                           | -                           | -                           | -                           |
| Senior Citizen Programs -                               |                             |                            |                             |                             |                             |                             |
| Kenai Senior Center Improvement Capital Project Fund    | -                           | 60,000                     | 40,000                      | 35,000                      | -                           | 100,000                     |
| Public Works:   |                             |                            |                             |                             |                             |                             |
| Municipal Roadway Improvements Capital Project Fund     | -                           | 1,450,000                  | 2,400,000                   | 1,360,000                   | 1,420,000                   | 1,070,000                   |
| Municipal Facility Improvements Capital Project Func    | -                           | -                          | -                           | -                           | 300,000                     | -                           |
| Public Safety:  |                             |                            |                             |                             |                             |                             |
| Kenai Public Safety Improvement Capital Project Fund    | -                           | 300,000                    | 35,000,000                  | -                           | -                           | -                           |
| Senior Housing -  |                             |                            |                             |                             |                             |                             |
| Congregate Housing Improvement Capital Project Fund     | -                           | 100,000                    | 100,000                     | 100,000                     | -                           | -                           |
| Kenai Municipal Airport                                 |                             |                            |                             |                             |                             |                             |
| Airport Operations Facility Capital Project Fund        | -                           | -                          | -                           | 100,000                     | 900,000                     | -                           |
| Airport Improvement Capital Project Fund                | -                           | 2,380,100                  | 20,914,900                  | 11,909,600                  | 10,872,500                  | 29,474,400                  |
| Water & Sewer Utility                                   |                             |                            |                             |                             |                             |                             |
| Water & Sewer Improvement Capital Project Fund          | -                           | 2,010,000                  | 4,100,000                   | 310,000                     | 400,000                     | 6,350,000                   |
| Waste Water Treatment Plant Capital Project Fund        | -                           | 100,000                    | 400,000                     | 8,000,000                   | -                           | -                           |
| Total Current & Future Year Authorizations              | <u>-</u>                    | <u>6,920,100</u>           | <u>64,779,900</u>           | <u>25,664,600</u>           | <u>13,892,500</u>           | <u>42,294,400</u>           |
| Total Expenditures                                      | <u>\$ 30,751,805</u>        | <u>\$ 21,968,141</u>       | <u>\$ 64,779,900</u>        | <u>\$ 25,664,600</u>        | <u>\$ 13,892,500</u>        | <u>\$ 42,294,400</u>        |

**City of Kenai  
Fiscal Year 2027**

**Capital Budget**

**Fund 106 - Playground Improvement Capital Project Fund**

|                                       | <u>FY2026</u><br><u>Projected</u> | <u>FY2027</u><br><u>Proposed</u> | <u>FY2028</u><br><u>Projected</u> | <u>FY2029</u><br><u>Projected</u> | <u>FY2030</u><br><u>Projected</u> | <u>FY2031</u><br><u>Projected</u> |
|---------------------------------------|-----------------------------------|----------------------------------|-----------------------------------|-----------------------------------|-----------------------------------|-----------------------------------|
| Revenues -                            |                                   |                                  |                                   |                                   |                                   |                                   |
| Transfer from General Fund            | -                                 | 100,000                          | 800,000                           | -                                 | -                                 | -                                 |
| Total Revenues                        | <u>-</u>                          | <u>100,000</u>                   | <u>800,000</u>                    | <u>-</u>                          | <u>-</u>                          | <u>-</u>                          |
| Expenditures -                        |                                   |                                  |                                   |                                   |                                   |                                   |
| Current & Future Year Authorizations: |                                   |                                  |                                   |                                   |                                   |                                   |
| Old Town play equipment replacement   | -                                 | 100,000                          | 800,000                           | -                                 | -                                 | -                                 |
| Total Expenditures                    | <u>-</u>                          | <u>100,000</u>                   | <u>800,000</u>                    | <u>-</u>                          | <u>-</u>                          | <u>-</u>                          |
| Contribution to/(From) Fund Balance   | -                                 | -                                | -                                 | -                                 | -                                 | -                                 |
| Beginning Fund Balance                | <u>-</u>                          | <u>-</u>                         | <u>-</u>                          | <u>-</u>                          | <u>-</u>                          | <u>-</u>                          |
| Ending Fund Balance                   | -                                 | -                                | -                                 | -                                 | -                                 | -                                 |
| Unassigned Fund Balance               | <u>-</u>                          | <u>-</u>                         | <u>-</u>                          | <u>-</u>                          | <u>-</u>                          | <u>-</u>                          |

# OLD TOWN PLAYGROUND RECONSTRUCTION

Department: Parks and Recreation  
 Total Project Cost: \$900,000  
 Project Phased: Yes  
 Project Type: Parks & Recreation  
 Funding Source(s): Grant / General Fund  
 Potential Grant Identified: State Capital Project  
 Submission and Federal Grants to Be Identified  
 Operating Budget Impact: No Effect



| YEAR: | 2027      | 2028      | 2029 | 2030 | 2031 |
|-------|-----------|-----------|------|------|------|
| COST: | \$100,000 | \$800,000 |      |      |      |

Details: This project will replace aging equipment at the park on Peninsula Avenue, adjacent to the Fine Arts Center in Old Town, a popular destination for visitors and locals. Located near the Visitor’s Center and several large housing complexes, the park serves as a key recreational space for families and children. Design phase in FY27 will review necessary amenities for the park with the goal of reducing construction costs and lowering future capital requests.

City of Kenai  
Fiscal Year 2027

Capital Budget

Fund 116 - Park Improvement Capital Project Fund

|  | <u>FY2026</u><br><u>Projected</u> | <u>FY2027</u><br><u>Proposed</u> | <u>FY2028</u><br><u>Projected</u> | <u>FY2029</u><br><u>Projected</u> | <u>FY2030</u><br><u>Projected</u> | <u>FY2031</u><br><u>Projected</u> |
|--|-----------------------------------|----------------------------------|-----------------------------------|-----------------------------------|-----------------------------------|-----------------------------------|
| Revenues:                                  |                                   |                                  |                                   |                                   |                                   |                                   |
| Grants                                     | \$ 10,189                         | \$ -                             | \$ -                              | \$ 2,400,000                      | \$ -                              | \$ -                              |
| Transfer from General Fund                 | <u>120,000</u>                    | <u>50,000</u>                    | <u>150,000</u>                    | <u>600,000</u>                    | <u>-</u>                          | <u>-</u>                          |
| Total Revenues                             | <u>130,189</u>                    | <u>50,000</u>                    | <u>150,000</u>                    | <u>3,000,000</u>                  | <u>-</u>                          | <u>-</u>                          |
| Expenditures:                              |                                   |                                  |                                   |                                   |                                   |                                   |
| Prior Year's Authorizations -              |                                   |                                  |                                   |                                   |                                   |                                   |
| Park Area Hazardous Tree Removal           | -                                 | 50,000                           | -                                 | -                                 | -                                 | -                                 |
| Municipal Park Shelter #3                  | 642                               | 70,000                           | -                                 | -                                 | -                                 | -                                 |
| Parks & Rec Master Plan                    | 37,873                            | 43                               | -                                 | -                                 | -                                 | -                                 |
| Beaver Creek Pavilion                      | -                                 | 50,000                           | -                                 | -                                 | -                                 | -                                 |
| Tractor Replacement                        | -                                 | 73,960                           | -                                 | -                                 | -                                 | -                                 |
| Softball field shelter/dugout replacement  | 28,965                            | 24,258                           | -                                 | -                                 | -                                 | -                                 |
| Slash Disposal Site                        | <u>10,189</u>                     | <u>-</u>                         | <u>-</u>                          | <u>-</u>                          | <u>-</u>                          | <u>-</u>                          |
| Total Prior Year's Authorizations          | <u>77,669</u>                     | <u>268,261</u>                   | <u>-</u>                          | <u>-</u>                          | <u>-</u>                          | <u>-</u>                          |
| Current & Future Year Authorizations:      |                                   |                                  |                                   |                                   |                                   |                                   |
| Street Light Decorations Replacement       | -                                 | 50,000                           | -                                 | -                                 | -                                 | -                                 |
| Relocation Parks & Rec - Design            | -                                 | -                                | 150,000                           | -                                 | -                                 | -                                 |
| Relocation Parks & Rec - Construct         | -                                 | -                                | -                                 | 3,000,000                         | -                                 | -                                 |
| Beaver Creek Replace Pavilion              | <u>-</u>                          | <u>-</u>                         | <u>-</u>                          | <u>-</u>                          | <u>-</u>                          | <u>-</u>                          |
| Total Current & Future Year Authorizations | <u>-</u>                          | <u>50,000</u>                    | <u>150,000</u>                    | <u>3,000,000</u>                  | <u>-</u>                          | <u>-</u>                          |
| Total Expenditures                         | <u>77,669</u>                     | <u>318,261</u>                   | <u>150,000</u>                    | <u>3,000,000</u>                  | <u>-</u>                          | <u>-</u>                          |
| Contribution to/(From) Fund Balance        | 52,520                            | (268,261)                        | -                                 | -                                 | -                                 | -                                 |
| Beginning Fund Balance                     | <u>215,741</u>                    | <u>268,261</u>                   | <u>-</u>                          | <u>-</u>                          | <u>-</u>                          | <u>-</u>                          |
| Ending Fund Balance                        | 268,261                           | -                                | -                                 | -                                 | -                                 | -                                 |
| Assigned -                                 |                                   |                                  |                                   |                                   |                                   |                                   |
| Parks & Rec Master Plan                    | (43)                              | -                                | -                                 | -                                 | -                                 | -                                 |
| Park Area Hazardous Tree Removal           | (50,000)                          | -                                | -                                 | -                                 | -                                 | -                                 |
| Municipal Park Shelter #3                  | (70,000)                          | -                                | -                                 | -                                 | -                                 | -                                 |
| Beaver Creek Pavilion                      | (50,000)                          | -                                | -                                 | -                                 | -                                 | -                                 |
| Tractor Replacement                        | (73,960)                          | -                                | -                                 | -                                 | -                                 | -                                 |
| Softball field shelter/dugout replacement  | <u>(24,258)</u>                   | <u>-</u>                         | <u>-</u>                          | <u>-</u>                          | <u>-</u>                          | <u>-</u>                          |
| Unassigned Fund Balance                    | <u>\$ -</u>                       | <u>\$ -</u>                      | <u>\$ -</u>                       | <u>\$ -</u>                       | <u>\$ -</u>                       | <u>\$ -</u>                       |

## STREET LIGHT DECORATIONS REPLACEMENT

Department: Public Works  
Total Project Cost: \$50,000  
Project Phased: No  
Project Type: Beautification  
Funding Source(s): General Fund  
Potential Grant Identified: None  
Operating Budget Impact: None



| YEAR: | 2027     | 2028 | 2029 | 2030 | 2031 |
|-------|----------|------|------|------|------|
| COST: | \$50,000 |      |      |      |      |

Details: Project will replace decorations that are mounted to the street lights along the Kenai Spur Highway. Many decorations have been damaged and are in need of replacement.

**City of Kenai  
Fiscal Year 2027**

**Capital Budget**

**Fund 118 - Cemetery Improvement Capital Project Fund**

|   | <u>FY2026</u><br><u>Projected</u> | <u>FY2027</u><br><u>Proposed</u> | <u>FY2028</u><br><u>Projected</u> | <u>FY2029</u><br><u>Projected</u> | <u>FY2030</u><br><u>Projected</u> | <u>FY2031</u><br><u>Projected</u> |
|---|-----------------------------------|----------------------------------|-----------------------------------|-----------------------------------|-----------------------------------|-----------------------------------|
| Revenues -  |                                   |                                  |                                   |                                   |                                   |                                   |
| Total Revenues  | -                                 | -                                | -                                 | -                                 | -                                 | -                                 |
| Expenditures:   |                                   |                                  |                                   |                                   |                                   |                                   |
| Prior Year's Authorizations -                         |                                   |                                  |                                   |                                   |                                   |                                   |
| Kenai Cemetery Expansion Phase 1                      | -                                 | 4,118                            | -                                 | -                                 | -                                 | -                                 |
| Kenai Cemetery Expansion Phase 2                      | 18,280                            | 240,031                          |                                   |                                   |                                   |                                   |
| Kenai Cemetery Veteran Columbarium                    | -                                 | 25,000                           | -                                 | -                                 | -                                 | -                                 |
| Total Prior Year's Authorizations                     | <u>18,280</u>                     | <u>269,149</u>                   | <u>-</u>                          | <u>-</u>                          | <u>-</u>                          | <u>-</u>                          |
| Expenditures - Current & Future Year Authorizations - |                                   |                                  |                                   |                                   |                                   |                                   |
| Kenai Cemetery Veteran Columbarium                    | -                                 | -                                | -                                 | -                                 | -                                 | -                                 |
| Total Expenditures                                    | <u>18,280</u>                     | <u>269,149</u>                   | <u>-</u>                          | <u>-</u>                          | <u>-</u>                          | <u>-</u>                          |
| Contribution to/(From) Fund Balance                   | (18,280)                          | (269,149)                        | -                                 | -                                 | -                                 | -                                 |
| Beginning Fund Balance                                | <u>287,429</u>                    | <u>269,149</u>                   | <u>-</u>                          | <u>-</u>                          | <u>-</u>                          | <u>-</u>                          |
| Ending Fund Balance                                   | 269,149                           | -                                | -                                 | -                                 | -                                 | -                                 |
| Assigned -  |                                   |                                  |                                   |                                   |                                   |                                   |
| Kenai Cemetery Expansion Phase 1                      | (4,118)                           |                                  |                                   |                                   |                                   |                                   |
| Kenai Cemetery Expansion Phase 2                      | (240,031)                         |                                  |                                   |                                   |                                   |                                   |
| Kenai Cemetery Veteran Columbarium                    | <u>(25,000)</u>                   | <u>-</u>                         | <u>-</u>                          | <u>-</u>                          | <u>-</u>                          | <u>-</u>                          |
| Unassigned Fund Balance                               | <u>\$ -</u>                       | <u>\$ -</u>                      | <u>\$ -</u>                       | <u>\$ -</u>                       | <u>\$ -</u>                       | <u>\$ -</u>                       |

**City of Kenai  
Fiscal Year 2027**

**Capital Budget**

**Fund 119 - Kenai Recreation Center Improvement Capital Project Fund**

|  | <u>FY2026</u><br><u>Projected</u> | <u>FY2027</u><br><u>Proposed</u> | <u>FY2028</u><br><u>Projected</u> | <u>FY2029</u><br><u>Projected</u> | <u>FY2030</u><br><u>Projected</u> | <u>FY2031</u><br><u>Projected</u> |
|--|-----------------------------------|----------------------------------|-----------------------------------|-----------------------------------|-----------------------------------|-----------------------------------|
| Revenues -                                 |                                   |                                  |                                   |                                   |                                   |                                   |
| Grants                                     | \$ -                              | \$ -                             | \$ -                              | \$ -                              | \$ -                              | \$ -                              |
| Transfer from General Fund                 | -                                 | 120,000                          | -                                 | -                                 | -                                 | -                                 |
| Total Revenues                             | <u>-</u>                          | <u>120,000</u>                   | <u>-</u>                          | <u>-</u>                          | <u>-</u>                          | <u>-</u>                          |
| Expenditures:                              |                                   |                                  |                                   |                                   |                                   |                                   |
| Prior Year's Authorizations:               |                                   |                                  |                                   |                                   |                                   |                                   |
| Rec Center Locker Room Refurbishment       | -                                 | -                                | -                                 | -                                 | -                                 | -                                 |
| Rec Center Floor Refinishing               | -                                 | 92,633                           | -                                 | -                                 | -                                 | -                                 |
| Total Prior Year's Authorizations          | <u>-</u>                          | <u>92,633</u>                    | <u>-</u>                          | <u>-</u>                          | <u>-</u>                          | <u>-</u>                          |
| Current & Future Year Authorizations       |                                   |                                  |                                   | -                                 |                                   |                                   |
| Rec Center Locker Room Refurbishment       | -                                 | 120,000                          | -                                 | -                                 | -                                 | -                                 |
| Total Current & Future Year Authorizations | <u>-</u>                          | <u>120,000</u>                   | <u>-</u>                          | <u>-</u>                          | <u>-</u>                          | <u>-</u>                          |
| Total Expenditures                         | <u>-</u>                          | <u>212,633</u>                   | <u>-</u>                          | <u>-</u>                          | <u>-</u>                          | <u>-</u>                          |
| Transfer to - General Fund                 | <u>-</u>                          | <u>-</u>                         | <u>-</u>                          | <u>-</u>                          | <u>-</u>                          | <u>-</u>                          |
| Total Expenditures and Transfers           | <u>-</u>                          | <u>212,633</u>                   | <u>-</u>                          | <u>-</u>                          | <u>-</u>                          | <u>-</u>                          |
| Contribution to/(From) Fund Balance        | -                                 | (92,633)                         | -                                 | -                                 | -                                 | -                                 |
| Beginning Fund Balance                     | <u>92,633</u>                     | <u>92,633</u>                    | <u>-</u>                          | <u>-</u>                          | <u>-</u>                          | <u>-</u>                          |
| Ending Fund Balance                        | 92,633                            | -                                | -                                 | -                                 | -                                 | -                                 |
| Assigned:                                  |                                   |                                  |                                   |                                   |                                   |                                   |
| Rec Center Improvements                    | -                                 | -                                | -                                 | -                                 | -                                 | -                                 |
| Rec Center Floor Refinishing               | (92,633)                          | -                                | -                                 | -                                 | -                                 | -                                 |
| Unassigned Fund Balance                    | <u>\$ -</u>                       | <u>\$ -</u>                      | <u>\$ -</u>                       | <u>\$ -</u>                       | <u>\$ -</u>                       | <u>\$ -</u>                       |

## REC CENTER LOCKER ROOM REFURBISHMENT

Department: Parks & Recreation  
 Total Project Cost: \$120,000  
 Project Phased: No  
 Project Type: Building Improvement  
 Funding Source(s): General Fund  
 Potential Grant Identified: None  
 Operating Budget Impact: No Effect



| YEAR: | 2027      | 2028 | 2029 | 2030 | 2031 |
|-------|-----------|------|------|------|------|
| COST: | \$120,000 |      |      |      |      |

Details: Refurbishment of tile, plumbing fixtures and furnishings in the Rec Center locker rooms.

**City of Kenai  
Fiscal Year 2027**

**Capital Budget**

**Fund 120 - Kenai Senior Center Improvement Capital Project Fund**

|  | <u>FY2026</u><br><u>Projected</u> | <u>FY2027</u><br><u>Proposed</u> | <u>FY2028</u><br><u>Projected</u> | <u>FY2029</u><br><u>Projected</u> | <u>FY2030</u><br><u>Projected</u> | <u>FY2031</u><br><u>Projected</u> |
|--|-----------------------------------|----------------------------------|-----------------------------------|-----------------------------------|-----------------------------------|-----------------------------------|
| <b>Revenues:</b>                           |                                   |                                  |                                   |                                   |                                   |                                   |
| Transfer from General Fund                 | \$ -                              | \$ 60,000                        | \$ 40,000                         | \$ 35,000                         | \$ -                              | \$ 100,000                        |
| Total Revenues                             | -                                 | 60,000                           | 40,000                            | 35,000                            | -                                 | 100,000                           |
| <b>Expenditures:</b>                       |                                   |                                  |                                   |                                   |                                   |                                   |
| Prior Year Authorizations -                |                                   |                                  |                                   |                                   |                                   |                                   |
| HVAC and DDC Controls                      | -                                 | 48,000                           | -                                 | -                                 | -                                 | -                                 |
| Canopy Roof Repair                         | 19,731                            | 30,269                           | -                                 | -                                 | -                                 | -                                 |
| Front entry modifications                  | 24,131                            | 15,869                           | -                                 | -                                 | -                                 | -                                 |
| Total Prior Year Authorizations            | <u>43,862</u>                     | <u>94,138</u>                    | <u>-</u>                          | <u>-</u>                          | <u>-</u>                          | <u>-</u>                          |
| Current & Future Year Authorizations -     |                                   |                                  |                                   |                                   |                                   |                                   |
| Landscaping Phase I                        | -                                 | -                                | 40,000                            | -                                 | -                                 | -                                 |
| Landscaping Phase II                       | -                                 | -                                | -                                 | 35,000                            | -                                 | -                                 |
| Roof Replacement Design                    | -                                 | -                                | -                                 | -                                 | -                                 | 100,000                           |
| Door Project                               | -                                 | 60,000                           | -                                 | -                                 | -                                 | -                                 |
| Canopy Roof Repair                         | -                                 | -                                | -                                 | -                                 | -                                 | -                                 |
| Total Current & Future Year Authorizations | <u>-</u>                          | <u>60,000</u>                    | <u>40,000</u>                     | <u>35,000</u>                     | <u>-</u>                          | <u>100,000</u>                    |
| Total Expenditures                         | <u>43,862</u>                     | <u>154,138</u>                   | <u>40,000</u>                     | <u>35,000</u>                     | <u>-</u>                          | <u>100,000</u>                    |
| Transfer to Other Funds                    | <u>-</u>                          | <u>-</u>                         | <u>-</u>                          | <u>-</u>                          | <u>-</u>                          | <u>-</u>                          |
| Total Expenditures and Transfers           | <u>43,862</u>                     | <u>154,138</u>                   | <u>40,000</u>                     | <u>35,000</u>                     | <u>-</u>                          | <u>100,000</u>                    |
| Contribution to/(From) Fund Balance        | (43,862)                          | (94,138)                         | -                                 | -                                 | -                                 | -                                 |
| Beginning Fund Balance                     | <u>138,000</u>                    | <u>94,138</u>                    | <u>-</u>                          | <u>-</u>                          | <u>-</u>                          | <u>-</u>                          |
| Ending Fund Balance                        | 94,138                            | -                                | -                                 | -                                 | -                                 | -                                 |
| Assigned:                                  |                                   |                                  |                                   |                                   |                                   |                                   |
| HVAC and DDC Controls                      | (48,000)                          | -                                | -                                 | -                                 | -                                 | -                                 |
| Canopy Roof Repair                         | (30,269)                          | -                                | -                                 | -                                 | -                                 | -                                 |
| Front entry modifications                  | <u>(15,869)</u>                   | <u>-</u>                         | <u>-</u>                          | <u>-</u>                          | <u>-</u>                          | <u>-</u>                          |
| Unassigned Fund Balance                    | <u>\$ -</u>                       | <u>\$ -</u>                      | <u>\$ -</u>                       | <u>\$ -</u>                       | <u>\$ -</u>                       | <u>\$ -</u>                       |

## SENIOR CENTER DOOR PROJECT

Department: Senior Center  
 Total Project Cost: \$60,000  
 Project Phased: No  
 Project Type: Building Improvement  
 Funding Source(s): Senior Citizens Fund  
 Potential Grant Identified: None  
 Operating Budget Impact: No Effect



| YEAR: | 2027     | 2028 | 2029 | 2030 | 2031 |
|-------|----------|------|------|------|------|
| COST: | \$60,000 |      |      |      |      |

Details: This project remove and replace several doors in the Senior Center. Door replacements will remedy egress issues, replace deteriorated doors and improve wheelchair access through the facility.

City of Kenai  
Fiscal Year 2027

Capital Budget

Fund 129 - Kenai Bluff Erosion Improvement Capital Project Fund

|  | <u>FY2026</u><br><u>Projected</u> | <u>FY2027</u><br><u>Proposed</u> | <u>FY2028</u><br><u>Projected</u> | <u>FY2029</u><br><u>Projected</u> | <u>FY2030</u><br><u>Projected</u> | <u>FY2031</u><br><u>Projected</u> |
|--|-----------------------------------|----------------------------------|-----------------------------------|-----------------------------------|-----------------------------------|-----------------------------------|
| Revenues:  |                                   |                                  |                                   |                                   |                                   |                                   |
| Grants   | \$ 124,286                        | \$ 5,741,620                     | \$ -                              | \$ -                              | \$ -                              | \$ -                              |
| Total Revenues   | 124,286                           | 5,741,620                        | -                                 | -                                 | -                                 | -                                 |
| Expenditures:  |                                   |                                  |                                   |                                   |                                   |                                   |
| Prior Year's Authorizations -<br>Kenai Bluff Stabilization Project | <u>124,286</u>                    | <u>5,741,620</u>                 | <u>-</u>                          | <u>-</u>                          | <u>-</u>                          | <u>-</u>                          |
| Total Expenditures   | <u>124,286</u>                    | <u>5,741,620</u>                 | <u>-</u>                          | <u>-</u>                          | <u>-</u>                          | <u>-</u>                          |
| Contribution to/(From) Fund Balance                                | -                                 | -                                | -                                 | -                                 | -                                 | -                                 |
| Beginning Fund Balance   | <u>-</u>                          | <u>-</u>                         | <u>-</u>                          | <u>-</u>                          | <u>-</u>                          | <u>-</u>                          |
| Ending Fund Balance<br>Assigned -                                  | <u>-</u>                          | <u>-</u>                         | <u>-</u>                          | <u>-</u>                          | <u>-</u>                          | <u>-</u>                          |
| Unassigned Fund Balance  | <u>\$ -</u>                       | <u>\$ -</u>                      | <u>\$ -</u>                       | <u>\$ -</u>                       | <u>\$ -</u>                       | <u>\$ -</u>                       |

City of Kenai  
Fiscal Year 2027

Capital Budget

Fund 130 - Personal Use Fishery Improvement Capital Project Fund

|  | <u>FY2026</u><br><u>Projected</u> | <u>FY2027</u><br><u>Proposed</u> | <u>FY2028</u><br><u>Projected</u> | <u>FY2029</u><br><u>Projected</u> | <u>FY2030</u><br><u>Projected</u> | <u>FY2031</u><br><u>Projected</u> |
|--|-----------------------------------|----------------------------------|-----------------------------------|-----------------------------------|-----------------------------------|-----------------------------------|
| Revenues:  |                                   |                                  |                                   |                                   |                                   |                                   |
| Total Revenues   | -                                 | -                                | -                                 | -                                 | -                                 | -                                 |
| Expenditures:  |                                   |                                  |                                   |                                   |                                   |                                   |
| Prior Year's Authorizations -<br>Float replacement                                   | -                                 | 121,844                          | -                                 | -                                 | -                                 | -                                 |
| Current & Future Year Authorizations -<br>Total Current & Future Year Authorizations | -                                 | -                                | -                                 | -                                 | -                                 | -                                 |
| Total Expenditures   | -                                 | 121,844                          | -                                 | -                                 | -                                 | -                                 |
| Contribution to/(From) Fund Balance  | -                                 | (121,844)                        | -                                 | -                                 | -                                 | -                                 |
| Beginning Fund Balance   | 121,844                           | 121,844                          | -                                 | -                                 | -                                 | -                                 |
| Ending Fund Balance  | 121,844                           | -                                | -                                 | -                                 | -                                 | -                                 |
| Assigned -<br>Float replacement  | (121,844)                         | -                                | -                                 | -                                 | -                                 | -                                 |
| Unassigned Fund Balance  | \$ -                              | \$ -                             | \$ -                              | \$ -                              | \$ -                              | \$ -                              |

**City of Kenai  
Fiscal Year 2027**

**Capital Budget**

**Fund 135 - Kenai Public Safety Improvement Capital Project Fund**

|   | <u>FY2026</u><br><u>Projected</u> | <u>FY2027</u><br><u>Proposed</u> | <u>FY2028</u><br><u>Projected</u> | <u>FY2029</u><br><u>Projected</u> | <u>FY2030</u><br><u>Projected</u> | <u>FY2031</u><br><u>Projected</u> |
|---|-----------------------------------|----------------------------------|-----------------------------------|-----------------------------------|-----------------------------------|-----------------------------------|
| <b>Revenues:</b>                                      |                                   |                                  |                                   |                                   |                                   |                                   |
| Grants  | \$ 113,119                        |                                  | \$ 35,000,000                     | \$ -                              | \$ -                              | \$ -                              |
| Transfer from General Fund                            | (60,000)                          | 300,000                          | -                                 | -                                 | -                                 | -                                 |
| <b>Total Revenues</b>                                 | <u>53,119</u>                     | <u>300,000</u>                   | <u>35,000,000</u>                 | <u>-</u>                          | <u>-</u>                          | <u>-</u>                          |
| <b>Expenditures:</b>                                  |                                   |                                  |                                   |                                   |                                   |                                   |
| <b>Prior Year Authorizations</b>                      |                                   |                                  |                                   |                                   |                                   |                                   |
| Fire Department Community Wildfire Protect            | 113,119                           | -                                | -                                 | -                                 | -                                 | -                                 |
| Fire Department Flooring Replacement                  | -                                 | 40,000                           | -                                 | -                                 | -                                 | -                                 |
| Dispatch Radio Replacement                            | 37,772                            | 37,032                           | -                                 | -                                 | -                                 | -                                 |
| Emergency Service Facility Assessment                 | 73,328                            | 33,250                           | -                                 | -                                 | -                                 | -                                 |
| Police in-car camera replacement                      | -                                 | -                                | -                                 | -                                 | -                                 | -                                 |
| <b>Total Prior Year Authorizations</b>                | <u>224,219</u>                    | <u>110,282</u>                   | <u>-</u>                          | <u>-</u>                          | <u>-</u>                          | <u>-</u>                          |
| <b>Current &amp; Future Year Authorizations -</b>     |                                   |                                  |                                   |                                   |                                   |                                   |
| Emergency Service Facility                            | -                                 | 300,000                          | 35,000,000                        | -                                 | -                                 | -                                 |
| <b>Total Current &amp; Future Year Authorizations</b> | <u>-</u>                          | <u>300,000</u>                   | <u>35,000,000</u>                 | <u>-</u>                          | <u>-</u>                          | <u>-</u>                          |
| <b>Total Expenditures</b>                             | <u>224,219</u>                    | <u>410,282</u>                   | <u>35,000,000</u>                 | <u>-</u>                          | <u>-</u>                          | <u>-</u>                          |
| Contribution to/(From) Fund Balance                   | (171,100)                         | (110,282)                        | -                                 | -                                 | -                                 | -                                 |
| Beginning Fund Balance                                | <u>281,382</u>                    | <u>110,282</u>                   | <u>-</u>                          | <u>-</u>                          | <u>-</u>                          | <u>-</u>                          |
| Ending Fund Balance                                   | 110,282                           | -                                | -                                 | -                                 | -                                 | -                                 |
| <b>Assigned -</b>                                     |                                   |                                  |                                   |                                   |                                   |                                   |
| Fire Department Community Wildfire Protection         | -                                 | -                                | -                                 | -                                 | -                                 | -                                 |
| Fire Department Flooring Replacement                  | (40,000)                          | -                                | -                                 | -                                 | -                                 | -                                 |
| Dispatch Radio Replacement                            | (37,032)                          | -                                | -                                 | -                                 | -                                 | -                                 |
| Emergency Service Facility Assessment                 | <u>(33,250)</u>                   | <u>-</u>                         | <u>-</u>                          | <u>-</u>                          | <u>-</u>                          | <u>-</u>                          |
| Unassigned Fund Balance                               | <u>\$ -</u>                       | <u>\$ -</u>                      | <u>\$ -</u>                       | <u>\$ -</u>                       | <u>\$ -</u>                       | <u>\$ -</u>                       |

City of Kenai  
Fiscal Year 2027

Capital Budget

Fund 209 - Congregate Housing Improvement Capital Project Fund

|  | <u>FY2026<br/>Projected</u> | <u>FY2027<br/>Proposed</u> | <u>FY2028<br/>Projected</u> | <u>FY2029<br/>Projected</u> | <u>FY2030<br/>Projected</u> | <u>FY2031<br/>Projected</u> |
|--|-----------------------------|----------------------------|-----------------------------|-----------------------------|-----------------------------|-----------------------------|
| Revenues -                                 |                             |                            |                             |                             |                             |                             |
| Transfer From Congregate Housing Fund      | \$ 100,000                  | \$ 100,000                 | \$ 100,000                  | \$ 100,000                  | \$ -                        | \$ -                        |
| Total Revenues                             | 100,000                     | 100,000                    | 100,000                     | 100,000                     | -                           | -                           |
| Expenditures:                              |                             |                            |                             |                             |                             |                             |
| Prior Year's Authorizations:               |                             |                            |                             |                             |                             |                             |
| Boiler Replacement Project                 | -                           | -                          | -                           | -                           | -                           | -                           |
| Elevator major maintenance                 | 13,111                      | 136,844                    |                             |                             |                             |                             |
| Floors 2 & 3 hallway carpet                | 36,362                      | 2,056                      |                             |                             |                             |                             |
| Exterior door replacement                  | 38,720                      | 21,054                     |                             |                             |                             |                             |
| Apartment kitchen and bathroom remodel     | 131,590                     | 98,409                     |                             |                             |                             |                             |
| Total Prior Year's Authorizations          | <u>219,783</u>              | <u>258,363</u>             | <u>-</u>                    | <u>-</u>                    | <u>-</u>                    | <u>-</u>                    |
| Current & Future Year Authorizations       |                             |                            |                             |                             |                             |                             |
| Apartment kitchen and bathroom remodel     | -                           | 50,000                     | 100,000                     | 100,000                     | -                           | -                           |
| Hallway Wall Refinishing                   | -                           | 50,000                     | -                           | -                           | -                           | -                           |
| Total Current & Future Year Authorizations | <u>-</u>                    | <u>100,000</u>             | <u>100,000</u>              | <u>100,000</u>              | <u>-</u>                    | <u>-</u>                    |
| Total Expenditures                         | <u>219,783</u>              | <u>358,363</u>             | <u>100,000</u>              | <u>100,000</u>              | <u>-</u>                    | <u>-</u>                    |
| Contribution to/(From) Fund Balance        | (119,783)                   | (258,363)                  | -                           | -                           | -                           | -                           |
| Beginning Fund Balance                     | <u>378,146</u>              | <u>258,363</u>             | <u>-</u>                    | <u>-</u>                    | <u>-</u>                    | <u>-</u>                    |
| Ending Fund Balance                        | 258,363                     | -                          | -                           | -                           | -                           | -                           |
| Assigned:                                  |                             |                            |                             |                             |                             |                             |
| Elevator major maintenance                 | (136,844)                   | -                          | -                           | -                           | -                           | -                           |
| Floors 2 & 3 hallway carpet                | (2,056)                     |                            |                             |                             |                             |                             |
| Exterior door replacement                  | (21,054)                    |                            |                             |                             |                             |                             |
| Apartment kitchen and bathroom remodel     | (98,409)                    | -                          | -                           | -                           | -                           | -                           |
| Unassigned Fund Balance                    | <u>\$ -</u>                 | <u>\$ -</u>                | <u>\$ -</u>                 | <u>\$ -</u>                 | <u>\$ -</u>                 | <u>\$ -</u>                 |

## APARTMENT KITCHEN AND BATHROOM REMODEL

Department: Senior Center  
 Total Project Cost: \$450,000  
 Project Phased: Yes  
 Project Type: Building Improvement  
 Funding Source(s): Congregate Housing Fund  
 Potential Grant Identified: None  
 Operating Budget Impact: No Effect



| YEAR: | 2027     | 2028      | 2029      | 2030      | 2031      |
|-------|----------|-----------|-----------|-----------|-----------|
| COST: | \$50,000 | \$100,000 | \$100,000 | \$100,000 | \$100,000 |

Details: This project remodels the kitchen and bathrooms in three to six apartments each year at Vintage Pointe. The project would replace original (1993) tile flooring, cabinetry, countertops, and fixtures in kitchens and bathrooms to bring apartments into compliance with the Americans with Disabilities Act. This project is not eligible for low-income housing grants.

## HALLWAY WALL REFINISHING

Department: Senior Center  
 Total Project Cost: \$50,000  
 Project Phased: No  
 Project Type: Building Improvement  
 Funding Source(s): Congregate Housing Fund  
 Potential Grant Identified: None  
 Operating Budget Impact: No Effect



| YEAR: | 2027     | 2028 | 2029 | 2030 | 2031 |
|-------|----------|------|------|------|------|
| COST: | \$50,000 |      |      |      |      |

Details: This project would refinish hallways in Vintage Pointe. Wall paper is in poor condition and needs replaced and existing painting needs redone.

City of Kenai  
Fiscal Year 2027

Capital Budget

Fund 217 - Kenai Multipurpose Facil Improvement Capital Project Fund

|   | <u>FY2026</u><br><u>Projected</u> | <u>FY2027</u><br><u>Proposed</u> | <u>FY2028</u><br><u>Projected</u> | <u>FY2029</u><br><u>Projected</u> | <u>FY2030</u><br><u>Projected</u> | <u>FY2031</u><br><u>Projected</u> |
|---|-----------------------------------|----------------------------------|-----------------------------------|-----------------------------------|-----------------------------------|-----------------------------------|
| Revenues -                                  |                                   |                                  |                                   |                                   |                                   |                                   |
| Grants                                      | \$ -                              | \$ -                             | \$ -                              | \$ 750,000                        | \$ -                              | \$ 4,240,000                      |
| Transfer from General Fund                  | -                                 | -                                | 75,000                            | 100,000                           | -                                 | 1,060,000                         |
| Total Revenues                              | <u>-</u>                          | <u>-</u>                         | <u>75,000</u>                     | <u>850,000</u>                    | <u>-</u>                          | <u>5,300,000</u>                  |
| Expenditures:                               |                                   |                                  |                                   |                                   |                                   |                                   |
| Prior Year Authorizations:                  |                                   |                                  |                                   |                                   |                                   |                                   |
| Lighting Upgrade                            | -                                 | 99,892                           | -                                 | -                                 | -                                 | -                                 |
| Exhaust fan installation                    | -                                 | 67,773                           | -                                 | -                                 | -                                 | -                                 |
| Rust remediation                            | -                                 | -                                | -                                 | -                                 | -                                 | -                                 |
| Total Prior Year Authorizations             | <u>-</u>                          | <u>167,665</u>                   | <u>-</u>                          | <u>-</u>                          | <u>-</u>                          | <u>-</u>                          |
| Current & Future Year Authorizations:       |                                   |                                  |                                   |                                   |                                   |                                   |
| Multi-Purpose Facility Roof - Design        | -                                 | -                                | 75,000                            | -                                 | -                                 | -                                 |
| Multi-Purpose Facility Roof - Construct     | -                                 | -                                | -                                 | 850,000                           | -                                 | -                                 |
| Multi-Purpose Facility Refrigeration System | -                                 | -                                | -                                 | -                                 | -                                 | 5,300,000                         |
| Total Current & Future Year Authorizations  | <u>-</u>                          | <u>-</u>                         | <u>75,000</u>                     | <u>850,000</u>                    | <u>-</u>                          | <u>5,300,000</u>                  |
| Total Expenditures                          | <u>-</u>                          | <u>167,665</u>                   | <u>75,000</u>                     | <u>850,000</u>                    | <u>-</u>                          | <u>5,300,000</u>                  |
| Contribution to/(From) Fund Balance         | -                                 | (167,665)                        | -                                 | -                                 | -                                 | -                                 |
| Beginning Fund Balance                      | <u>167,665</u>                    | <u>167,665</u>                   | <u>-</u>                          | <u>-</u>                          | <u>-</u>                          | <u>-</u>                          |
| Ending Fund Balance                         | 167,665                           | -                                | -                                 | -                                 | -                                 | -                                 |
| Assigned:                                   |                                   |                                  |                                   |                                   |                                   |                                   |
| Multi-Purpose Facility Lighting             | (99,892)                          | -                                | -                                 | -                                 | -                                 | -                                 |
| Exhaust fan installation                    | <u>(67,773)</u>                   | <u>-</u>                         | <u>-</u>                          | <u>-</u>                          | <u>-</u>                          | <u>-</u>                          |
| Unassigned Fund Balance                     | <u>\$ -</u>                       | <u>\$ -</u>                      | <u>\$ -</u>                       | <u>\$ -</u>                       | <u>\$ -</u>                       | <u>\$ -</u>                       |

City of Kenai  
Fiscal Year 2027

Capital Budget

Fund 218 - Library Improvement Capital Project Fund

|  | <u>FY2026</u><br><u>Projected</u> | <u>FY2027</u><br><u>Proposed</u> | <u>FY2028</u><br><u>Projected</u> | <u>FY2029</u><br><u>Projected</u> | <u>FY2030</u><br><u>Projected</u> | <u>FY2031</u><br><u>Projected</u> |
|--|-----------------------------------|----------------------------------|-----------------------------------|-----------------------------------|-----------------------------------|-----------------------------------|
| Revenues:                                  |                                   |                                  |                                   |                                   |                                   |                                   |
| Total Revenues                             | -                                 | -                                | -                                 | -                                 | -                                 | -                                 |
| Expenditures                               |                                   |                                  |                                   |                                   |                                   |                                   |
| Prior Year's Authorizations -              |                                   |                                  |                                   |                                   |                                   |                                   |
| Sidewalk & Retaining Wall Repairs          | -                                 | 31,284                           | -                                 | -                                 | -                                 | -                                 |
| HVAC DDC Controls                          | -                                 | 50,012                           | -                                 | -                                 | -                                 | -                                 |
| Total Prior Year's Authorizations          | -                                 | 81,296                           | -                                 | -                                 | -                                 | -                                 |
| Current & Future Year Authorizations -     |                                   |                                  |                                   |                                   |                                   |                                   |
| Total Current & Future Year Authorizations | -                                 | -                                | -                                 | -                                 | -                                 | -                                 |
| Total Expenditures                         | -                                 | 81,296                           | -                                 | -                                 | -                                 | -                                 |
| Contribution to/(From) Fund Balance        | -                                 | (81,296)                         | -                                 | -                                 | -                                 | -                                 |
| Beginning Fund Balance                     | 81,296                            | 81,296                           | -                                 | -                                 | -                                 | -                                 |
| Ending Fund Balance                        | 81,296                            | -                                | -                                 | -                                 | -                                 | -                                 |
| Assigned -                                 |                                   |                                  |                                   |                                   |                                   |                                   |
| Sidewalk & Retaining Wall Repairs          | (31,284)                          | -                                | -                                 | -                                 | -                                 | -                                 |
| HVAC DDC Controls                          | (50,012)                          | -                                | -                                 | -                                 | -                                 | -                                 |
| Unassigned Fund Balance                    | \$ -                              | \$ -                             | \$ -                              | \$ -                              | \$ -                              | \$ -                              |

**City of Kenai  
Fiscal Year 2027**

**Capital Budget**

**Fund 228 - Kenai City Hall Improvement Capital Project Fund**

|  | <u>FY2026</u><br><u>Projected</u> | <u>FY2027</u><br><u>Proposed</u> | <u>FY2028</u><br><u>Projected</u> | <u>FY2029</u><br><u>Projected</u> | <u>FY2030</u><br><u>Projected</u> | <u>FY2031</u><br><u>Projected</u> |
|--|-----------------------------------|----------------------------------|-----------------------------------|-----------------------------------|-----------------------------------|-----------------------------------|
| Revenues -                                 |                                   |                                  |                                   |                                   |                                   |                                   |
| Grants                                     | \$ -                              | \$ 50,000                        | \$ -                              | \$ -                              | \$ -                              | \$ -                              |
| Transfer from General Fund                 | <u>75,000</u>                     | <u>200,000</u>                   | <u>800,000</u>                    | <u>-</u>                          | <u>-</u>                          | <u>-</u>                          |
| Total Revenues                             | 75,000                            | 250,000                          | 800,000                           | -                                 | -                                 | -                                 |
| Expenditures:                              |                                   |                                  |                                   |                                   |                                   |                                   |
| Prior Year Authorizations -                |                                   |                                  |                                   |                                   |                                   |                                   |
| City Hall Improvements - Design            | 43,364                            | 31,636                           |                                   | -                                 | -                                 | -                                 |
| HVAC air handler replacement               | -                                 | 209,782                          | -                                 | -                                 | -                                 | -                                 |
| Elevator major maintenance                 | <u>-</u>                          | <u>50,000</u>                    | <u>-</u>                          | <u>-</u>                          | <u>-</u>                          | <u>-</u>                          |
| Total Prior Year Authorizations            | 43,364                            | 291,418                          | -                                 | -                                 | -                                 | -                                 |
| Current & Future Year Authorizations -     |                                   |                                  |                                   |                                   |                                   |                                   |
| Comprehensive Plan                         | -                                 | 250,000                          | -                                 | -                                 | -                                 | -                                 |
| City Hall Improvements - Construct         | <u>-</u>                          | <u>-</u>                         | <u>800,000</u>                    | <u>-</u>                          | <u>-</u>                          | <u>-</u>                          |
| Total Current & Future Year Authorizations | <u>-</u>                          | <u>250,000</u>                   | <u>800,000</u>                    | <u>-</u>                          | <u>-</u>                          | <u>-</u>                          |
| Total Expenditures                         | <u>43,364</u>                     | <u>541,418</u>                   | <u>800,000</u>                    | <u>-</u>                          | <u>-</u>                          | <u>-</u>                          |
| Contribution to/(From) Fund Balance        | 31,636                            | (291,418)                        | -                                 | -                                 | -                                 | -                                 |
| Beginning Fund Balance                     | <u>259,782</u>                    | <u>291,418</u>                   | <u>-</u>                          | <u>-</u>                          | <u>-</u>                          | <u>-</u>                          |
| Ending Fund Balance                        | 291,418                           | -                                | -                                 | -                                 | -                                 | -                                 |
| Assigned -                                 |                                   |                                  |                                   |                                   |                                   |                                   |
| City Hall Improvements - Design            | (31,636)                          |                                  |                                   |                                   |                                   |                                   |
| Elevator major maintenance                 | (50,000)                          |                                  |                                   |                                   |                                   |                                   |
| HVAC air handler replacement               | <u>(209,782)</u>                  |                                  |                                   |                                   |                                   |                                   |
| Unassigned Fund Balance                    | <u>\$ -</u>                       | <u>\$ -</u>                      | <u>\$ -</u>                       | <u>\$ -</u>                       | <u>\$ -</u>                       | <u>\$ -</u>                       |

## COMPREHENSIVE PLAN

Department: Planning and Zoning  
Total Project Cost: \$250,000  
Project Phased: No  
Project Type: Planning  
Funding Source(s): General Fund  
Potential Grant Identified: None  
Operating Budget Impact: None



| YEAR: | 2027      | 2028 | 2029 | 2030 | 2031 |
|-------|-----------|------|------|------|------|
| COST: | \$250,000 |      |      |      |      |

Details: The Kenai 2050 Comprehensive Plan will be a long-range planning tool and the foundational policy document that guides decisions on land use, transportation, housing, economic development, and public facilities. This project will involve a comprehensive update of the existing plan to reflect current community values and preferences, address new challenges, and ensure compliance with federal and state planning laws. The final plan will be a strategic roadmap for achieving a shared community vision for the next two decades.

City of Kenai  
Fiscal Year 2027

Capital Budget

Fund 328 - Airport Operations Facili Improvement Capital Project Fund

|  | <u>FY2026</u><br><u>Projected</u> | <u>FY2027</u><br><u>Proposed</u> | <u>FY2028</u><br><u>Projected</u> | <u>FY2029</u><br><u>Projected</u> | <u>FY2030</u><br><u>Projected</u> |
|--|-----------------------------------|----------------------------------|-----------------------------------|-----------------------------------|-----------------------------------|
| Revenues:                                  |                                   |                                  |                                   |                                   |                                   |
| Grants                                     | \$ 233,259                        | \$ -                             | \$ -                              | \$ -                              | \$ 500,000                        |
| Transfer from Airport Fund                 | <u>400,000</u>                    | <u>-</u>                         | <u>-</u>                          | <u>100,000</u>                    | <u>400,000</u>                    |
| Total Revenues                             | <u>633,259</u>                    | <u>-</u>                         | <u>-</u>                          | <u>100,000</u>                    | <u>900,000</u>                    |
| Expenditures:                              |                                   |                                  |                                   |                                   |                                   |
| Prior Year Authorizations:                 |                                   |                                  |                                   |                                   |                                   |
| HVAC DDC controls                          | 4,025                             | 62,219                           | -                                 | -                                 | -                                 |
| Boiler Replacement                         | 367,979                           | 262,746                          | -                                 | -                                 | -                                 |
| Flight Services RTU Replacement            | -                                 | 400,000                          | -                                 | -                                 | -                                 |
| Elevator Major Maintenance                 | <u>-</u>                          | <u>50,000</u>                    | <u>-</u>                          | <u>-</u>                          | <u>-</u>                          |
| Total Prior Year Authorizations            | <u>372,004</u>                    | <u>774,965</u>                   | <u>-</u>                          | <u>-</u>                          | <u>-</u>                          |
| Current & Future Year Authorizations:      |                                   |                                  |                                   |                                   |                                   |
| EA/Design - ARFF Building Roof Replacement | -                                 | -                                | -                                 | 100,000                           | -                                 |
| Construct - ARFF Building Roof Replacement | <u>-</u>                          | <u>-</u>                         | <u>-</u>                          | <u>-</u>                          | <u>900,000</u>                    |
| Total Current & Future Year Authorizations | <u>-</u>                          | <u>-</u>                         | <u>-</u>                          | <u>100,000</u>                    | <u>900,000</u>                    |
| Total Expenditures                         | <u>372,004</u>                    | <u>774,965</u>                   | <u>-</u>                          | <u>100,000</u>                    | <u>900,000</u>                    |
| Transfers - Transfer to Airport Fund       | <u>-</u>                          | <u>-</u>                         | <u>-</u>                          | <u>-</u>                          | <u>-</u>                          |
| Total Expenditures & Transfers             | <u>372,004</u>                    | <u>774,965</u>                   | <u>-</u>                          | <u>100,000</u>                    | <u>900,000</u>                    |
| Contribution to/(From) Fund Balance        | 261,255                           | (774,965)                        | -                                 | -                                 | -                                 |
| Beginning Fund Balance                     | <u>513,710</u>                    | <u>774,965</u>                   | <u>-</u>                          | <u>-</u>                          | <u>-</u>                          |
| Ending Fund Balance                        | 774,965                           | -                                | -                                 | -                                 | -                                 |
| Assigned:                                  |                                   |                                  |                                   |                                   |                                   |
| HVAC DDC controls                          | (62,219)                          | -                                | -                                 | -                                 | -                                 |
| Boiler Replacement                         | (262,746)                         | -                                | -                                 | -                                 | -                                 |
| Flight Services RTU Replacement            | (400,000)                         | -                                | -                                 | -                                 | -                                 |
| Elevator Major Maintenance                 | <u>(50,000)</u>                   | <u>-</u>                         | <u>-</u>                          | <u>-</u>                          | <u>-</u>                          |
| Unassigned Fund Balance                    | <u>\$ -</u>                       | <u>\$ -</u>                      | <u>\$ -</u>                       | <u>\$ -</u>                       | <u>\$ -</u>                       |

City of Kenai  
Fiscal Year 2027

Capital Budget

Fund 332 - Airport Snow Removal Equi Improvement Capital Project Fund

|  | <u>FY2026</u><br><u>Projected</u> | <u>FY2027</u><br><u>Proposed</u> | <u>FY2028</u><br><u>Projected</u> | <u>FY2029</u><br><u>Projected</u> | <u>FY2030</u><br><u>Projected</u> | <u>FY2031</u><br><u>Projected</u> |
|--|-----------------------------------|----------------------------------|-----------------------------------|-----------------------------------|-----------------------------------|-----------------------------------|
| Revenues:                              |                                   |                                  |                                   |                                   |                                   |                                   |
| Grants                                 | \$ 1,134,449                      | \$ -                             | \$ -                              | \$ -                              | \$ -                              | \$ -                              |
| Transfer from Airport Fund             | -                                 | -                                | -                                 | -                                 | -                                 | -                                 |
| Total Revenues                         | <u>1,134,449</u>                  | <u>-</u>                         | <u>-</u>                          | <u>-</u>                          | <u>-</u>                          | <u>-</u>                          |
| Expenditures:                          |                                   |                                  |                                   |                                   |                                   |                                   |
| Prior Year Authorizations -            |                                   |                                  |                                   |                                   |                                   |                                   |
| Broom Replacement                      | -                                 | 62,500                           |                                   |                                   |                                   |                                   |
| Multi-purpose Broom/Blower Replacement | <u>1,209,983</u>                  | <u>-</u>                         | <u>-</u>                          | <u>-</u>                          | <u>-</u>                          | <u>-</u>                          |
| Total Prior Year Authorizations        | <u>1,209,983</u>                  | <u>62,500</u>                    | <u>-</u>                          | <u>-</u>                          | <u>-</u>                          | <u>-</u>                          |
| Total Expenditures                     | <u>1,209,983</u>                  | <u>62,500</u>                    | <u>-</u>                          | <u>-</u>                          | <u>-</u>                          | <u>-</u>                          |
| Transfers - Transfer to Airport Fund   | <u>1,644,376</u>                  | <u>-</u>                         | <u>-</u>                          | <u>-</u>                          | <u>-</u>                          | <u>-</u>                          |
| Total Expenditures & Transfers         | <u>2,854,359</u>                  | <u>62,500</u>                    | <u>-</u>                          | <u>-</u>                          | <u>-</u>                          | <u>-</u>                          |
| Contribution to/(From) Fund Balance    | (1,719,910)                       | (62,500)                         | -                                 | -                                 | -                                 | -                                 |
| Beginning Fund Balance                 | <u>1,782,410</u>                  | <u>62,500</u>                    | <u>-</u>                          | <u>-</u>                          | <u>-</u>                          | <u>-</u>                          |
| Ending Fund Balance                    | 62,500                            | -                                | -                                 | -                                 | -                                 | -                                 |
| Assigned -                             |                                   |                                  |                                   |                                   |                                   |                                   |
| Multi-purpose Broom/Blower Replacement | -                                 | -                                | -                                 | -                                 | -                                 | -                                 |
| Broom Replacement                      | <u>(62,500)</u>                   | <u>-</u>                         | <u>-</u>                          | <u>-</u>                          | <u>-</u>                          | <u>-</u>                          |
| Unassigned Fund Balance                | <u>\$ -</u>                       | <u>\$ -</u>                      | <u>\$ -</u>                       | <u>\$ -</u>                       | <u>\$ -</u>                       | <u>\$ -</u>                       |

City of Kenai  
Fiscal Year 2027

Capital Budget

Fund 335 - Airport Terminal Improvement Capital Project Fund

|  | <u>FY2026</u><br><u>Projected</u> | <u>FY2027</u><br><u>Proposed</u> | <u>FY2028</u><br><u>Projected</u> | <u>FY2029</u><br><u>Projected</u> | <u>FY2030</u><br><u>Projected</u> | <u>FY2031</u><br><u>Projected</u> |
|--|-----------------------------------|----------------------------------|-----------------------------------|-----------------------------------|-----------------------------------|-----------------------------------|
| Revenues:                                |                                   |                                  |                                   |                                   |                                   |                                   |
| Total Revenues                           | -                                 | -                                | -                                 | -                                 | -                                 | -                                 |
| Expenditures:                            |                                   |                                  |                                   |                                   |                                   |                                   |
| Prior Year's Authorizations -            |                                   |                                  |                                   |                                   |                                   |                                   |
| Terminal landscaping                     | -                                 | 1,030                            | -                                 | -                                 | -                                 | -                                 |
| Elevator major maintenance               | -                                 | 50,000                           | -                                 | -                                 | -                                 | -                                 |
| Surveillance cameras/Ops access controls | -                                 | 125,000                          | -                                 | -                                 | -                                 | -                                 |
| Total Prior Year's Authorizations        | -                                 | 176,030                          | -                                 | -                                 | -                                 | -                                 |
| Total Expenditures                       | -                                 | 176,030                          | -                                 | -                                 | -                                 | -                                 |
| Contribution to/(From) Fund Balance      | -                                 | (176,030)                        | -                                 | -                                 | -                                 | -                                 |
| Beginning Fund Balance                   | 176,030                           | 176,030                          | -                                 | -                                 | -                                 | -                                 |
| Ending Fund Balance                      | 176,030                           | -                                | -                                 | -                                 | -                                 | -                                 |
| Assigned:                                |                                   |                                  |                                   |                                   |                                   |                                   |
| Terminal landscaping                     | (1,030)                           |                                  |                                   |                                   |                                   |                                   |
| Elevator major maintenance               | (50,000)                          |                                  |                                   |                                   |                                   |                                   |
| Surveillance Cameras/OPS Access Controls | (125,000)                         | -                                | -                                 | -                                 | -                                 | -                                 |
| Unassigned Fund Balance                  | \$ -                              | \$ -                             | \$ -                              | \$ -                              | \$ -                              | \$ -                              |

**City of Kenai  
Fiscal Year 2027**

**Capital Budget**

**Fund 342 - Airport Improvement Capital Project Fund**

|   | <u>FY2026</u>     | <u>FY2027</u>    | <u>FY2028</u>     | <u>FY2029</u>     | <u>FY2030</u>     | <u>FY2031</u>     |
|---|-------------------|------------------|-------------------|-------------------|-------------------|-------------------|
|   | <u>Projected</u>  | <u>Proposed</u>  | <u>Projected</u>  | <u>Projected</u>  | <u>Projected</u>  | <u>Projected</u>  |
| <b>Revenues:</b>                                      |                   |                  |                   |                   |                   |                   |
| Grants  | \$ 23,350,254     | \$ 2,000,000     | \$ 20,040,750     | \$ 10,244,100     | \$ 8,876,250      | \$ 29,474,400     |
| Transfer from Airport Fund                            | 1,195,404         | 380,100          | 874,150           | 1,665,500         | 1,996,250         | -                 |
| <b>Total Revenues</b>                                 | <u>24,545,658</u> | <u>2,380,100</u> | <u>20,914,900</u> | <u>11,909,600</u> | <u>10,872,500</u> | <u>29,474,400</u> |
| <b>Expenditures:</b>                                  |                   |                  |                   |                   |                   |                   |
| <b>Prior Year's Authorizations -</b>                  |                   |                  |                   |                   |                   |                   |
| Airport Master Plan Phase 1                           | 255,796           | 9,359            | -                 | -                 | -                 | -                 |
| Airport Master Plan Phase 2                           | 946,450           | 15,178           | -                 | -                 | -                 | -                 |
| Runway Rehabilitation Project                         | 21,309,020        | -                | -                 | -                 | -                 | -                 |
| DBE Program Update                                    | -                 | 73               | -                 | -                 | -                 | -                 |
| Airfield Drainage Improvement Project                 | 223,731           | -                | -                 | -                 | -                 | -                 |
| Airfield Marking Rehabilitaion                        | 13,483            | 324,733          | -                 | -                 | -                 | -                 |
| ARFF Vehicle  | -                 | 62,500           | -                 | -                 | -                 | -                 |
| Perimeter Fence Line Improvements                     | 25,799            | 208,501          | -                 | -                 | -                 | -                 |
| Taxiway A/B/C/D/E/K/L/M Rehabilitation                | -                 | 650,000          | -                 | -                 | -                 | -                 |
| Animal Control Building Roof Replacement              | 31,461            | 368,539          | -                 | -                 | -                 | -                 |
| Apron crack seal and seal coating                     | 1,478,736         | -                | -                 | -                 | -                 | -                 |
| <b>Total Prior Year's Authorizations</b>              | <u>24,284,476</u> | <u>1,638,883</u> | <u>-</u>          | <u>-</u>          | <u>-</u>          | <u>-</u>          |
| <b>Current &amp; Future Year Authorizations:</b>      |                   |                  |                   |                   |                   |                   |
| Runway Rehabilitation Project construction            | -                 | -                | -                 | -                 | -                 | -                 |
| Runway Marking  | -                 | -                | 500,000           | -                 | 500,000           | -                 |
| ARFF Vehicle  | -                 | -                | -                 | -                 | 1,425,000         | -                 |
| Perimeter Fence Line Improvements                     | -                 | 2,000,000        | -                 | -                 | -                 | -                 |
| Airport Apron & Willow St Extension                   | -                 | -                | -                 | 465,500           | 6,982,500         | -                 |
| Terminal Road & Parking Lot                           | -                 | -                | 200,000           | 1,800,000         | -                 | -                 |
| Float Basin TW Sierra w/Access Control & Lighting     | -                 | -                | 642,900           | 9,644,100         | -                 | -                 |
| Taxiway A/B/C/D/E/K/L/M Rehabilitation                | -                 | 380,100          | 19,572,000        | -                 | -                 | -                 |
| Taxiway F/J & GA Apron Rehab                          | -                 | -                | -                 | -                 | 1,595,600         | 23,933,300        |
| Taxiway G/H/J & City Apron Rehab                      | -                 | -                | -                 | -                 | 369,400           | 5,541,100         |
| <b>Total Current &amp; Future Year Authorizations</b> | <u>-</u>          | <u>2,380,100</u> | <u>20,914,900</u> | <u>11,909,600</u> | <u>10,872,500</u> | <u>29,474,400</u> |
| <b>Total Expenditures</b>                             | <u>24,284,476</u> | <u>4,018,983</u> | <u>20,914,900</u> | <u>11,909,600</u> | <u>10,872,500</u> | <u>29,474,400</u> |
| <b>Transfers -</b>                                    |                   |                  |                   |                   |                   |                   |
| Transfer to Airport Fund                              | -                 | -                | -                 | -                 | -                 | -                 |
| <b>Total Expenditures &amp; Tranfers</b>              | <u>24,284,476</u> | <u>4,018,983</u> | <u>20,914,900</u> | <u>11,909,600</u> | <u>10,872,500</u> | <u>29,474,400</u> |
| Contribution to/(From) Fund Balance                   | 261,182           | (1,638,883)      | -                 | -                 | -                 | -                 |
| Beginning Fund Balance                                | 1,377,701         | 1,638,883        | -                 | -                 | -                 | -                 |
| Ending Fund Balance                                   | 1,638,883         | -                | -                 | -                 | -                 | -                 |
| <b>Assigned:</b>                                      |                   |                  |                   |                   |                   |                   |
| Airport Master Plan Phase 1                           | (9,359)           | -                | -                 | -                 | -                 | -                 |
| Airport Master Plan Phase 2                           | (15,178)          | -                | -                 | -                 | -                 | -                 |
| Runway Rehabilitation Project                         | -                 | -                | -                 | -                 | -                 | -                 |
| DBE Program Update                                    | (73)              | -                | -                 | -                 | -                 | -                 |
| Airfield Marking Rehabilitaion                        | (324,733)         | -                | -                 | -                 | -                 | -                 |
| ARFF Vehicle  | (62,500)          | -                | -                 | -                 | -                 | -                 |
| Perimeter Fence                                       | (208,501)         | -                | -                 | -                 | -                 | -                 |
| Taxiway A/B/C/D/E/K/L/M Rehabilitation                | (650,000)         | -                | -                 | -                 | -                 | -                 |
| Animal Control Building Roof Replacement              | (368,539)         | -                | -                 | -                 | -                 | -                 |
| Apron crack seal and seal coating                     | -                 | -                | -                 | -                 | -                 | -                 |
| <b>Unassigned Fund Balance</b>                        | <u>\$ -</u>       | <u>\$ -</u>      | <u>\$ -</u>       | <u>\$ -</u>       | <u>\$ -</u>       | <u>\$ -</u>       |

**PERIMETER FENCE LINE IMPROVEMENTS**

Department: Airport  
 Total Project Cost: \$2,000,000  
 Project Phased: Yes  
 Project Type: Infrastructure  
 Funding Source(s): Grant / Airport Fund  
 Potential Grant Identified: Federal Aviation Administration  
 Operating Budget Impact: None



| YEAR: | 2027        | 2028 | 2029 | 2030 | 2031 |
|-------|-------------|------|------|------|------|
| COST: | \$2,000,000 |      |      |      |      |

Details: This project will remove and replace existing chain link fencing around the airport’s perimeter to prevent wildlife from accessing the airfield. Local funding has already been appropriated for this project and design work is ongoing.

**REHAB TW A/B/C/D/E/K/L/M**

Department: Airport  
 Total Project Cost: \$20,602,100  
 Project Phased: Yes  
 Project Type: Infrastructure  
 Funding Source(s): Grant / Airport Fund  
 Potential Grant Identified: Federal Aviation Administration  
 Operating Budget Impact: Increase



| YEAR: | 2027      | 2028         | 2029 | 2030 | 2031 |
|-------|-----------|--------------|------|------|------|
| COST: | \$380,100 | \$19,572,000 |      |      |      |

Details: This project will rehabilitate runway taxiways A, B, C, D, E, K, L, and M to current standards. The work will involve milling the existing taxiways and placing new asphalt surfaces, markings, and lighting. Design funds of \$650,000 were forward funded already for this project. This appropriation would be remaining match needed for construction.

**City of Kenai  
Fiscal Year 2027**

**Capital Budget**

**Fund 621 - Water & Sewer Improvement Capital Project Fund**

|   | <u>FY2026</u><br><u>Projected</u> | <u>FY2027</u><br><u>Proposed</u> | <u>FY2028</u><br><u>Projected</u> | <u>FY2029</u><br><u>Projected</u> | <u>FY2030</u><br><u>Projected</u> | <u>FY2031</u><br><u>Projected</u> |
|---|-----------------------------------|----------------------------------|-----------------------------------|-----------------------------------|-----------------------------------|-----------------------------------|
| <b>Revenues:</b>                                      |                                   |                                  |                                   |                                   |                                   |                                   |
| Grants  | \$ -                              | \$ 1,400,000                     | \$ 2,800,000                      | \$ -                              | \$ -                              | \$ 5,400,000                      |
| Transfer from Water & Sewer Fund                      | 500,000                           | 610,000                          | 1,300,000                         | 310,000                           | 400,000                           | 950,000                           |
| <b>Total Revenues</b>                                 | <u>500,000</u>                    | <u>2,010,000</u>                 | <u>4,100,000</u>                  | <u>310,000</u>                    | <u>400,000</u>                    | <u>6,350,000</u>                  |
| <b>Expenditures:</b>                                  |                                   |                                  |                                   |                                   |                                   |                                   |
| <b>Prior Year's Authorizations:</b>                   |                                   |                                  |                                   |                                   |                                   |                                   |
| SCADA system integration                              | -                                 | 11,216                           | -                                 | -                                 | -                                 | -                                 |
| Hydrant mapping & installation Phase I                | 33,405                            | 41,595                           | -                                 | -                                 | -                                 | -                                 |
| Manhole restoration                                   | -                                 | 40,000                           | -                                 | -                                 | -                                 | -                                 |
| Lift station maintenance                              | 465                               | 860,106                          | -                                 | -                                 | -                                 | -                                 |
| Trading Bay Sewer Installation                        | 55,953                            | 44,047                           | -                                 | -                                 | -                                 | -                                 |
| Disinfectant Generation Equipment Design              | -                                 | 100,000                          | -                                 | -                                 | -                                 | -                                 |
| GIS Mapping Improvements                              | -                                 | 100,000                          | -                                 | -                                 | -                                 | -                                 |
| WTP Fencing Improvements                              | 66                                | 199,934                          | -                                 | -                                 | -                                 | -                                 |
| Water Treatment Facility Pump House Design            | 65,437                            | 945,922                          | -                                 | -                                 | -                                 | -                                 |
| <b>Total Prior Year's Authorizations</b>              | <u>155,326</u>                    | <u>2,342,820</u>                 | <u>-</u>                          | <u>-</u>                          | <u>-</u>                          | <u>-</u>                          |
| <b>Current &amp; Future Year Authorizations:</b>      |                                   |                                  |                                   |                                   |                                   |                                   |
| Airport Res pump house improvements - Design          | -                                 | 250,000                          | -                                 | -                                 | -                                 | -                                 |
| Airport Res pump house improvements - Construct       | -                                 | -                                | 3,000,000                         | -                                 | -                                 | -                                 |
| Broad Street Lift Station                             | -                                 | -                                | -                                 | 250,000                           | -                                 | -                                 |
| Disinfectant Generation Equipment construction        | -                                 | -                                | 500,000                           | -                                 | -                                 | -                                 |
| Water Meter Equipment & Software                      | -                                 | 100,000                          | -                                 | -                                 | -                                 | -                                 |
| Water Main Line Improvements                          | -                                 | 1,560,000                        | -                                 | -                                 | -                                 | -                                 |
| Florida Ave Water Main - Design                       | -                                 | -                                | -                                 | 60,000                            | -                                 | -                                 |
| Florida Ave Water Main - Construct                    | -                                 | -                                | -                                 | -                                 | 400,000                           | -                                 |
| Beaver Loop Water Main                                | -                                 | -                                | -                                 | -                                 | -                                 | 3,500,000                         |
| Evergreen St Water & Sewer Mains                      | -                                 | -                                | -                                 | -                                 | -                                 | 1,250,000                         |
| Kenai Spur - Spruce to Forest Water Main              | -                                 | -                                | -                                 | -                                 | -                                 | 500,000                           |
| Marathon and Willow Water & Sewer Extension           | -                                 | -                                | -                                 | -                                 | -                                 | 1,100,000                         |
| Utility Truck   | -                                 | 100,000                          | -                                 | -                                 | -                                 | -                                 |
| Vac Truck   | -                                 | -                                | 600,000                           | -                                 | -                                 | -                                 |
| <b>Total Current &amp; Future Year Authorizations</b> | <u>-</u>                          | <u>2,010,000</u>                 | <u>4,100,000</u>                  | <u>310,000</u>                    | <u>400,000</u>                    | <u>6,350,000</u>                  |
| <b>Total Expenditures</b>                             | <u>155,326</u>                    | <u>4,352,820</u>                 | <u>4,100,000</u>                  | <u>310,000</u>                    | <u>400,000</u>                    | <u>6,350,000</u>                  |
| Contribution to/(From) Fund Balance                   | 344,674                           | (2,342,820)                      | -                                 | -                                 | -                                 | -                                 |
| Beginning Fund Balance                                | <u>1,998,146</u>                  | <u>2,342,820</u>                 | <u>-</u>                          | <u>-</u>                          | <u>-</u>                          | <u>-</u>                          |
| Ending Fund Balance                                   | 2,342,820                         | -                                | -                                 | -                                 | -                                 | -                                 |
| <b>Assigned:</b>                                      |                                   |                                  |                                   |                                   |                                   |                                   |
| SCADA system integration                              | (11,216)                          | -                                | -                                 | -                                 | -                                 | -                                 |
| Hydrant mapping & installation Phase I                | (41,595)                          | -                                | -                                 | -                                 | -                                 | -                                 |
| Manhole restoration                                   | (40,000)                          | -                                | -                                 | -                                 | -                                 | -                                 |
| Lift station maintenance                              | (860,106)                         | -                                | -                                 | -                                 | -                                 | -                                 |
| Trading Bay Sewer Installation                        | (44,047)                          | -                                | -                                 | -                                 | -                                 | -                                 |
| Disinfectant Generation Equipment Design              | (100,000)                         | -                                | -                                 | -                                 | -                                 | -                                 |
| GIS Mapping Improvements                              | (100,000)                         | -                                | -                                 | -                                 | -                                 | -                                 |
| WTP Fencing Improvements                              | (199,934)                         | -                                | -                                 | -                                 | -                                 | -                                 |
| Water Treatment Facility Pump House Design            | (945,922)                         | -                                | -                                 | -                                 | -                                 | -                                 |
| Unassigned Fund Balance                               | <u>\$ -</u>                       | <u>\$ -</u>                      | <u>\$ -</u>                       | <u>\$ -</u>                       | <u>\$ -</u>                       | <u>\$ -</u>                       |

## AIRPORT RESERVOIR PUMP HOUSE AND TANK IMPROVEMENTS

Department: Public Works – Water & Sewer  
 Total Project Cost: \$3,250,000  
 Project Phased: Yes  
 Project Type: Infrastructure  
 Funding Source(s): Water & Sewer Fund/Grant  
 Potential Grant Identified: State Revolving Fund  
 Operating Budget Impact: Decrease



| YEAR: | 2027      | 2028        | 2029 | 2030 | 2031 |
|-------|-----------|-------------|------|------|------|
| COST: | \$250,000 | \$3,000,000 |      |      |      |

Details: This project will provide equipment replacements at the Airport Reservoir Pump House. This site has a three-million-gallon storage tank that provides the majority of the City's water during daytime hours. This work will utilize the existing building but modify pumps and controls to increase reliability and operations with our water plant. Project would include replacement of existing insulation on the reservoir, modifications to the tank water lines and modifications to reservoir connection to the water distribution system.

## WATER METER EQUIPMENT AND SOFTWARE

Department: Public Works – Water & Sewer  
 Total Project Cost: \$100,000  
 Project Phased: No  
 Project Type: Information Technology  
 Funding Source(s): Water & Sewer Fund  
 Potential Grant Identified: None  
 Operating Budget Impact: Decrease




| YEAR: | 2027      | 2028 | 2029 | 2030 | 2031 |
|-------|-----------|------|------|------|------|
| COST: | \$100,000 |      |      |      |      |

Details: This project will standardize a software solution for reading meters for the department for commercial facilities. This project will significantly reduce staff time in reading meters.

## WATER MAIN LINE IMPROVEMENTS

Department: Public Works – Water & Sewer  
 Total Project Cost: \$1,560,000  
 Project Phased: No  
 Project Type: Infrastructure  
 Funding Source(s): Water & Sewer Fund  
 Potential Grant Identified: State Revolving Fund  
 Operating Budget Impact: No Effect



| YEAR: | 2027        | 2028 | 2029 | 2030 | 2031 |
|-------|-------------|------|------|------|------|
| COST: | \$1,560,000 |      |      |      |      |

Details: Funds will be used to improve and modify our water distribution system to improve water quality in various areas throughout the City. The main areas to be targeted include the installation of fire hydrants for improved flushing capability, water quality and fire coverage. Work would also include looping of water mains to reduce dead ends, poor water quality and water hammering issues. Project is currently shown as one large project with grant funding. If grant funding is unavailable, work would be phased over several years with smaller appropriations from Utility Fund to complete work.

## UTILITY TRUCK

Department: Public Works – Water & Sewer  
 Total Project Cost: \$100,000  
 Project Phased: No  
 Project Type: Equipment  
 Funding Source(s): Water & Sewer Fund  
 Potential Grant Identified: None  
 Operating Budget Impact: Decrease



| YEAR: | 2027      | 2028 | 2029 | 2030 | 2031 |
|-------|-----------|------|------|------|------|
| COST: | \$100,000 |      |      |      |      |

Details: Replacement of a truck for the Utility Department

City of Kenai  
Fiscal Year 2027

Capital Budget

Fund 625 - Wastewater Treatment Facility Improvement Capital Project Fund

|  | <u>FY2026</u><br><u>Projected</u> | <u>FY2027</u><br><u>Proposed</u> | <u>FY2028</u><br><u>Projected</u> | <u>FY2029</u><br><u>Projected</u> | <u>FY2030</u><br><u>Projected</u> | <u>FY2031</u><br><u>Projected</u> |
|--|-----------------------------------|----------------------------------|-----------------------------------|-----------------------------------|-----------------------------------|-----------------------------------|
| Revenues:                                  |                                   |                                  |                                   |                                   |                                   |                                   |
| Grants                                     | \$ 2,900,000                      | \$ -                             |                                   | \$ 7,000,000                      | \$ -                              | \$ -                              |
| Transfer from Water & Sewer Fund           | 750,000                           | 100,000                          | 400,000                           | 1,000,000                         | -                                 | -                                 |
| Transfer from Personal Use Fishery Fund    | -                                 | -                                | -                                 | -                                 | -                                 | -                                 |
| Transfer From Congregate Housing Fund      | -                                 | -                                | -                                 | -                                 | -                                 | -                                 |
| Total Revenues                             | <u>3,650,000</u>                  | <u>100,000</u>                   | <u>400,000</u>                    | <u>8,000,000</u>                  | <u>-</u>                          | <u>-</u>                          |
| Expenditures:                              |                                   |                                  |                                   |                                   |                                   |                                   |
| Prior Year's Authorizations:               |                                   |                                  |                                   |                                   |                                   |                                   |
| Sludge Press replacement                   | 11,435                            | 81,381                           | -                                 | -                                 | -                                 | -                                 |
| SCADA system integration                   | -                                 | 730                              | -                                 | -                                 | -                                 | -                                 |
| Digester blower replacement and building   | 3,334,764                         | 666,357                          | -                                 | -                                 | -                                 | -                                 |
| Contact basin repairs                      | -                                 | 80,000                           | -                                 | -                                 | -                                 | -                                 |
| Clarifier drainage repairs                 | -                                 | 50,000                           | -                                 | -                                 | -                                 | -                                 |
| WWTP Ops Bldg Replacement Design           | -                                 | 99,849                           | -                                 | -                                 | -                                 | -                                 |
| Electronic Access Gate & Controls          | 3,056                             | 74,823                           | -                                 | -                                 | -                                 | -                                 |
| Total Prior Year Authorizations            | <u>3,349,255</u>                  | <u>1,053,140</u>                 | <u>-</u>                          | <u>-</u>                          | <u>-</u>                          | <u>-</u>                          |
| Current & Future Year Authorizations:      |                                   |                                  |                                   |                                   |                                   |                                   |
| WWTP Effluent Flow Monitoring/Auto Dosing  | -                                 | 100,000                          | -                                 | -                                 | -                                 | -                                 |
| WWTP Operations/Headworks Design/Cons.     | -                                 | -                                | 400,000                           | 8,000,000                         | -                                 | -                                 |
| Influent pump station construction         | -                                 | -                                | -                                 | -                                 | -                                 | -                                 |
| Total Current & Future Year Authorizations | <u>-</u>                          | <u>100,000</u>                   | <u>400,000</u>                    | <u>8,000,000</u>                  | <u>-</u>                          | <u>-</u>                          |
| Total Expenditures                         | <u>3,349,255</u>                  | <u>1,153,140</u>                 | <u>400,000</u>                    | <u>8,000,000</u>                  | <u>-</u>                          | <u>-</u>                          |
| Transfer to Water & Sewer Fund             | -                                 | -                                | -                                 | -                                 | -                                 | -                                 |
| Total Expenditures & Transfers             | <u>3,349,255</u>                  | <u>1,153,140</u>                 | <u>400,000</u>                    | <u>8,000,000</u>                  | <u>-</u>                          | <u>-</u>                          |
| Contribution to/(From) Fund Balance        | 300,745                           | (1,053,140)                      | -                                 | -                                 | -                                 | -                                 |
| Beginning Fund Balance                     | <u>752,395</u>                    | <u>1,053,140</u>                 | <u>-</u>                          | <u>-</u>                          | <u>-</u>                          | <u>-</u>                          |
| Ending Fund Balance                        | 1,053,140                         | -                                | -                                 | -                                 | -                                 | -                                 |
| Assigned:                                  |                                   |                                  |                                   |                                   |                                   |                                   |
| Sludge Press replacement                   | (81,381)                          | -                                | -                                 | -                                 | -                                 | -                                 |
| SCADA system integration                   | (730)                             | -                                | -                                 | -                                 | -                                 | -                                 |
| Digester blower replacement and building   | (666,357)                         | -                                | -                                 | -                                 | -                                 | -                                 |
| Contact basin repairs                      | (80,000)                          | -                                | -                                 | -                                 | -                                 | -                                 |
| Clarifier drainage repairs                 | (50,000)                          | -                                | -                                 | -                                 | -                                 | -                                 |
| WWTP Ops Bldg Replacement Design           | (99,849)                          | -                                | -                                 | -                                 | -                                 | -                                 |
| Electronic Access Gate & Controls          | (74,823)                          | -                                | -                                 | -                                 | -                                 | -                                 |
| Unassigned Fund Balance                    | <u>\$ -</u>                       | <u>\$ -</u>                      | <u>\$ -</u>                       | <u>\$ -</u>                       | <u>\$ -</u>                       | <u>\$ -</u>                       |

## WASTEWATER TREATMENT PLANT EFFLUENT FLOW MONITORING / DOSING CONTROL

Department: Public Works – WWTP  
 Total Project Cost: \$100,000  
 Project Phased: No  
 Project Type: Process Control  
 Funding Source(s): Water & Sewer Fund  
 Potential Grant Identified: None  
 Operating Budget Impact: Decrease



| YEAR: | 2027      | 2028 | 2029 | 2030 | 2031 |
|-------|-----------|------|------|------|------|
| COST: | \$100,000 |      |      |      |      |

Details: This project will provide equipment to provide more accurate dosing of chemicals in the treatment of wastewater effluent, which will result in savings in sodium hypochlorite and sodium bisulfate. Chemical feed will vary based on the flow of effluent leaving the plant.

City of Kenai  
Fiscal Year 2027

Capital Budget

Fund 751 - Trail Construction Improvement Capital Project Fund

|                                     | <u>FY2026</u><br><u>Projected</u> | <u>FY2027</u><br><u>Proposed</u> | <u>FY2028</u><br><u>Projected</u> | <u>FY2029</u><br><u>Projected</u> | <u>FY2030</u><br><u>Projected</u> | <u>FY2031</u><br><u>Projected</u> |
|-------------------------------------|-----------------------------------|----------------------------------|-----------------------------------|-----------------------------------|-----------------------------------|-----------------------------------|
| Revenues:                           |                                   |                                  |                                   |                                   |                                   |                                   |
| Total Revenues                      | -                                 | -                                | -                                 | -                                 | -                                 | -                                 |
| Expenditures:                       |                                   |                                  |                                   |                                   |                                   |                                   |
| Prior Year's Authorizations -       |                                   |                                  |                                   |                                   |                                   |                                   |
| Municipal Park trail construction   | -                                 | 36,600                           | -                                 | -                                 | -                                 | -                                 |
| Total Priore Year Authorizations    | -                                 | 36,600                           | -                                 | -                                 | -                                 | -                                 |
| Total Expenditures                  | -                                 | 36,600                           | -                                 | -                                 | -                                 | -                                 |
| <br>                                |                                   |                                  |                                   |                                   |                                   |                                   |
| Total Expenditures & Tranfers       | -                                 | 36,600                           | -                                 | -                                 | -                                 | -                                 |
| Contribution to/(From) Fund Balance | -                                 | (36,600)                         | -                                 | -                                 | -                                 | -                                 |
| Beginning Fund Balance              | 36,600                            | 36,600                           | -                                 | -                                 | -                                 | -                                 |
| Ending Fund Balance                 | 36,600                            | -                                | -                                 | -                                 | -                                 | -                                 |
| Assigned -                          |                                   |                                  |                                   |                                   |                                   |                                   |
| Municipal Park Trail Construction   | (36,600)                          | -                                | -                                 | -                                 | -                                 | -                                 |
| Unassigned Fund Balance             | \$ -                              | \$ -                             | \$ -                              | \$ -                              | \$ -                              | \$ -                              |

**City of Kenai  
Fiscal Year 2027**

**Capital Budget**

**Fund 755 - Municipal Roadway Improvement Capital Project Fund**

|   | <u>FY2026</u><br><u>Projected</u> | <u>FY2027</u><br><u>Proposed</u> | <u>FY2028</u><br><u>Projected</u> | <u>FY2029</u><br><u>Projected</u> | <u>FY2030</u><br><u>Projected</u> | <u>FY2031</u><br><u>Projected</u> |
|---|-----------------------------------|----------------------------------|-----------------------------------|-----------------------------------|-----------------------------------|-----------------------------------|
| <b>Revenues:</b>                                      |                                   |                                  |                                   |                                   |                                   |                                   |
| Grants  | \$ 51,612                         | \$ -                             | \$ 400,000                        | \$ -                              | \$ -                              | \$ -                              |
| Transfer from General Fund                            | <u>800,000</u>                    | <u>1,450,000</u>                 | <u>2,000,000</u>                  | <u>1,360,000</u>                  | <u>1,420,000</u>                  | <u>1,070,000</u>                  |
| <b>Total Revenues</b>                                 | <u>851,612</u>                    | <u>1,450,000</u>                 | <u>2,400,000</u>                  | <u>1,360,000</u>                  | <u>1,420,000</u>                  | <u>1,070,000</u>                  |
| <b>Expenditures:</b>                                  |                                   |                                  |                                   |                                   |                                   |                                   |
| <b>Prior Year's Authorizations:</b>                   |                                   |                                  |                                   |                                   |                                   |                                   |
| Wildwood Drive rehabilitation                         | 213,654                           | 63,144                           | -                                 | -                                 | -                                 | -                                 |
| Bridge Access pedestrian pathway                      | 247,991                           | -                                | -                                 | -                                 | -                                 | -                                 |
| Inlet Wood storm drain improvements                   | -                                 | 120,000                          | -                                 | -                                 | -                                 | -                                 |
| Aliak Storm Water and Paving                          | 1,803                             | 45,259                           | -                                 | -                                 | -                                 | -                                 |
| Street Lighting Improvements Construction             | 3,280                             | 395,857                          | -                                 | -                                 | -                                 | -                                 |
| Public Main Walk Replacement - ADA Warning            | -                                 | 40,000                           | -                                 | -                                 | -                                 | -                                 |
| Street Condition Assessment                           | 93,566                            | 6,434                            | -                                 | -                                 | -                                 | -                                 |
| GIS Stormwater, Lighting, & Road Mapping Improve      | -                                 | 50,000                           | -                                 | -                                 | -                                 | -                                 |
| Downtown Asphalt Crack Sealing                        | -                                 | 200,000                          | -                                 | -                                 | -                                 | -                                 |
| Road Improvements & Repair                            | -                                 | 150,000                          | -                                 | -                                 | -                                 | -                                 |
| Parking Lot Sealcoating & Repair                      | -                                 | 300,000                          | -                                 | -                                 | -                                 | -                                 |
| City Dock Float Replacment                            | 51,612                            | -                                | -                                 | -                                 | -                                 | -                                 |
| Street Lighting Assessment                            | <u>79,036</u>                     | <u>-</u>                         | <u>-</u>                          | <u>-</u>                          | <u>-</u>                          | <u>-</u>                          |
| <b>Total Prior Year's Authorizations</b>              | <u>690,942</u>                    | <u>1,370,694</u>                 | <u>-</u>                          | <u>-</u>                          | <u>-</u>                          | <u>-</u>                          |
| <b>Current &amp; Future Year Authorizations -</b>     |                                   |                                  |                                   |                                   |                                   |                                   |
| Willow & Airport Way Repaving Cons.                   | -                                 | 1,200,000                        | -                                 | -                                 | -                                 | -                                 |
| Lawton, Tinker, Swires Repaving Design/Cons.          | -                                 | 250,000                          | 1,900,000                         | -                                 | -                                 | -                                 |
| South Spruce Repaving Design/Cons.                    | -                                 | -                                | -                                 | 60,000                            | 500,000                           | -                                 |
| Frontage Street Repaving Design/Cons.                 | -                                 | -                                | -                                 | -                                 | 120,000                           | 1,000,000                         |
| First Avenue & Mainstreet Repaving Design             | -                                 | -                                | -                                 | -                                 | -                                 | 70,000                            |
| Road Maintenance to be identified                     | -                                 | -                                | -                                 | 1,300,000                         | 800,000                           | -                                 |
| Storm Water improvement to be identified              | <u>-</u>                          | <u>-</u>                         | <u>500,000</u>                    | <u>-</u>                          | <u>-</u>                          | <u>-</u>                          |
| <b>Total Current &amp; Future Year Authorizations</b> | <u>-</u>                          | <u>1,450,000</u>                 | <u>2,400,000</u>                  | <u>1,360,000</u>                  | <u>1,420,000</u>                  | <u>1,070,000</u>                  |
| <b>Total Expenditures</b>                             | <u>690,942</u>                    | <u>2,820,694</u>                 | <u>2,400,000</u>                  | <u>1,360,000</u>                  | <u>1,420,000</u>                  | <u>1,070,000</u>                  |
| <b>Transfers - Transfer to General Fund</b>           | <u>-</u>                          | <u>-</u>                         | <u>-</u>                          | <u>-</u>                          | <u>-</u>                          | <u>-</u>                          |
| <b>Total Expenditures &amp; Transfers</b>             | 690,942                           | 2,820,694                        | 2,400,000                         | 1,360,000                         | 1,420,000                         | 1,070,000                         |
| <b>Contribution to/(From) Fund Balance</b>            | 160,670                           | (1,370,694)                      | -                                 | -                                 | -                                 | -                                 |
| <b>Beginning Fund Balance</b>                         | <u>1,210,024</u>                  | <u>1,370,694</u>                 | <u>-</u>                          | <u>-</u>                          | <u>-</u>                          | <u>-</u>                          |
| <b>Ending Fund Balance</b>                            | 1,370,694                         | -                                | -                                 | -                                 | -                                 | -                                 |
| <b>Assigned:</b>                                      |                                   |                                  |                                   |                                   |                                   |                                   |
| Wildwood Drive rehabilitation                         | (63,144)                          | -                                | -                                 | -                                 | -                                 | -                                 |
| Bridge Access pedestrian pathway                      | -                                 | -                                | -                                 | -                                 | -                                 | -                                 |
| Inlet Wood storm drain improvements                   | (120,000)                         | -                                | -                                 | -                                 | -                                 | -                                 |
| Aliak Storm Water and Paving                          | (45,259)                          | -                                | -                                 | -                                 | -                                 | -                                 |
| Street Lighting Improvements Construction             | (395,857)                         | -                                | -                                 | -                                 | -                                 | -                                 |
| Public Main Walk Replacement - ADA Warning            | (40,000)                          | -                                | -                                 | -                                 | -                                 | -                                 |
| Street Condition Assessment                           | (6,434)                           | -                                | -                                 | -                                 | -                                 | -                                 |
| GIS Stormwater, Lighting, & Road Mapping Improve      | (50,000)                          | -                                | -                                 | -                                 | -                                 | -                                 |
| Downtown Asphalt Crack Sealing                        | (200,000)                         | -                                | -                                 | -                                 | -                                 | -                                 |
| Road Improvements & Repair                            | (150,000)                         | -                                | -                                 | -                                 | -                                 | -                                 |
| Parking Lot Sealcoating & Repair                      | (300,000)                         | -                                | -                                 | -                                 | -                                 | -                                 |
| Street Lighting Assessment                            | <u>-</u>                          | <u>-</u>                         | <u>-</u>                          | <u>-</u>                          | <u>-</u>                          | <u>-</u>                          |
| <b>Unassigned Fund Balance</b>                        | <u>\$ -</u>                       | <u>\$ -</u>                      | <u>\$ -</u>                       | <u>\$ -</u>                       | <u>\$ -</u>                       | <u>\$ -</u>                       |

## WILLOW AND AIRPORT WAY REPAVING - CONSTRUCTION

Department: Public Works  
 Total Project Cost: \$1,200,000  
 Project Phased: No  
 Project Type: Infrastructure  
 Funding Source(s): General Fund  
 Potential Grant Identified: None  
 Operating Budget Impact: Decrease



| YEAR: | 2027        | 2028 | 2029 | 2030 | 2031 |
|-------|-------------|------|------|------|------|
| COST: | \$1,200,000 |      |      |      |      |

Details: Previously appropriated funds will be used for design in summer of 2026. Project will be designed and bid for construction in 2027. Seams in asphalt panels are unraveling and deteriorating beyond repair. Project will repave Airport Way and Willow Street from the Kenai Spur Highway to Granite Point Street.

City of Kenai  
Fiscal Year 2027

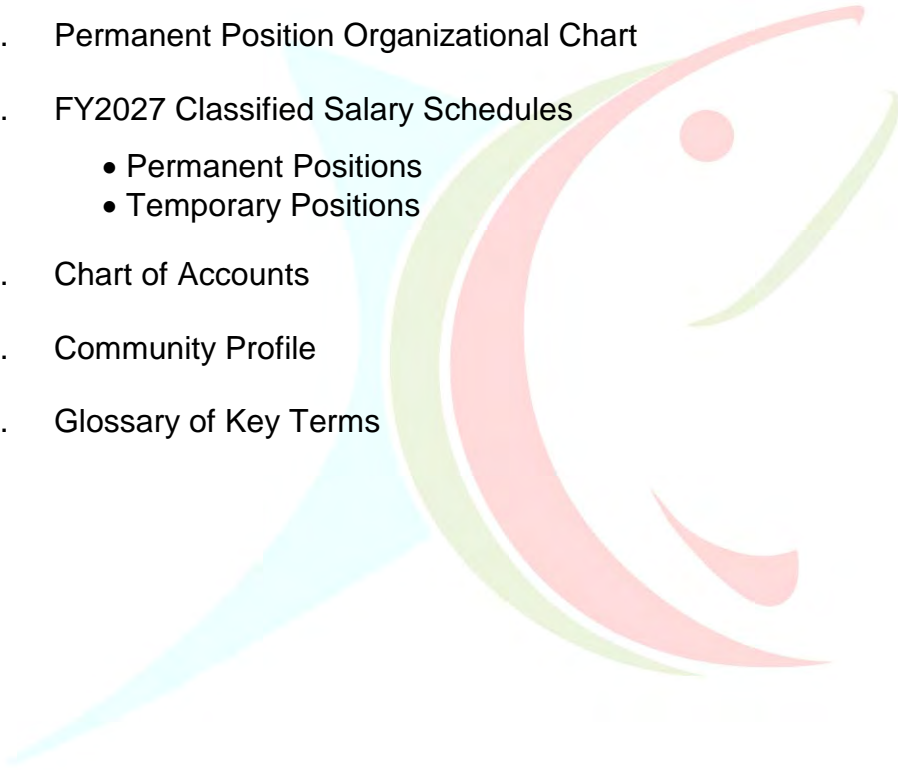
Capital Budget

Fund 800 - Municipal Facility Improvement Capital Project Fund

|  | <u>FY2026</u><br><u>Projected</u> | <u>FY2027</u><br><u>Proposed</u> | <u>FY2028</u><br><u>Projected</u> | <u>FY2029</u><br><u>Projected</u> | <u>FY2030</u><br><u>Projected</u> | <u>FY2031</u><br><u>Projected</u> |
|--|-----------------------------------|----------------------------------|-----------------------------------|-----------------------------------|-----------------------------------|-----------------------------------|
| Revenues -                                 |                                   |                                  |                                   |                                   |                                   |                                   |
| Transfer from General Fund                 | \$ -                              | \$ -                             | \$ -                              | \$ -                              | \$ 300,000                        | \$ -                              |
| Total Revenues                             | <u>-</u>                          | <u>-</u>                         | <u>-</u>                          | <u>-</u>                          | <u>300,000</u>                    | <u>-</u>                          |
| Expenditures -                             |                                   |                                  |                                   |                                   |                                   |                                   |
| Prior Year's Authorizations:               |                                   |                                  |                                   |                                   |                                   |                                   |
| Facility Assessment Phase II               | <u>-</u>                          | <u>47,870</u>                    | <u>-</u>                          | <u>-</u>                          | <u>-</u>                          | <u>-</u>                          |
| Total Prior Year's Authorizations          | <u>-</u>                          | <u>47,870</u>                    | <u>-</u>                          | <u>-</u>                          | <u>-</u>                          | <u>-</u>                          |
| Current & Future Year Authorizations -     |                                   |                                  |                                   |                                   |                                   |                                   |
| Senior Housing Feasibility Study           | <u>-</u>                          | <u>-</u>                         | <u>-</u>                          | <u>-</u>                          | <u>300,000</u>                    | <u>-</u>                          |
| Total Current & Future Year Authorizations | <u>-</u>                          | <u>-</u>                         | <u>-</u>                          | <u>-</u>                          | <u>300,000</u>                    | <u>-</u>                          |
| Total Expenditures                         | <u>-</u>                          | <u>47,870</u>                    | <u>-</u>                          | <u>-</u>                          | <u>300,000</u>                    | <u>-</u>                          |
| Contribution to/(From) Fund Balance        | -                                 | (47,870)                         | -                                 | -                                 | -                                 | -                                 |
| Beginning Fund Balance                     | <u>47,870</u>                     | <u>47,870</u>                    | <u>-</u>                          | <u>-</u>                          | <u>-</u>                          | <u>-</u>                          |
| Ending Fund Balance                        | 47,870                            | -                                | -                                 | -                                 | -                                 | -                                 |
| Assigned:                                  |                                   |                                  |                                   |                                   |                                   |                                   |
| Facility Assessment Phase II               | <u>(47,870)</u>                   | <u>-</u>                         | <u>-</u>                          | <u>-</u>                          | <u>-</u>                          | <u>-</u>                          |
| Unassigned Fund Balance                    | <u>\$ -</u>                       | <u>\$ -</u>                      | <u>\$ -</u>                       | <u>\$ -</u>                       | <u>\$ -</u>                       | <u>\$ -</u>                       |

# APPENDIX

1. City of Kenai Schedule of Rates, Charges, and Fees
2. Authorized Personnel Staffing Table
3. Permanent Position Organizational Chart
4. FY2027 Classified Salary Schedules
  - Permanent Positions
  - Temporary Positions
5. Chart of Accounts
6. Community Profile
7. Glossary of Key Terms



KENAI





## SCHEDULE OF RATES, CHARGES AND FEES

The City Manager shall establish and the City Council shall approve via resolution, the fees, rates, and charges for the billing and collections for support of City Services. The City reserves the right to change the rate schedule at any time. There is a 6% sales tax added to the total invoice (3% City and 3% Borough) for all fees, rates, and charges not exempted by the sales tax code of the Kenai Peninsula Borough and the City.

### Contents

|  |    |
|--|----|
| Airport Fees.....  | 1  |
| Animal Control Fees.....   | 4  |
| City Clerk Fees.....   | 5  |
| Cemetery Fees.....   | 5  |
| Memorial Park Fees.....  | 5  |
| Mobile Food Vendor License.....                                      | 5  |
| Oil & Gas Well.....  | 5  |
| Public Records Requests.....   | 5  |
| Recount of Votes - Application.....                                  | 5  |
| Transient Merchant and Peddler License.....                          | 5  |
| Vehicle for Hire.....  | 5  |
| Fire Department Fees.....  | 6  |
| Land Management Fees.....  | 6  |
| Library Fees.....  | 7  |
| Parks and Recreation Fees.....                                       | 8  |
| Planning and Zoning Fees.....  | 9  |
| Kenai Zoning Code.....   | 9  |
| Planning and Zoning Fees.....  | 9  |
| Police Department Fees.....  | 9  |
| Abandoned Property (Other than Motor Vehicles).....                  | 9  |
| Police Fees.....   | 9  |
| Public Works and Capital Projects Fees.....                          | 10 |
| Building Permit Fees.....  | 10 |
| Commercial Structures.....   | 10 |
| Residential Structures.....  | 10 |
| City Dock Fees.....  | 11 |
| Excavations in City Streets by Contractors or Utility Companies..... | 12 |
| Project Permits.....   | 12 |
| Public Works & Capital Project Fees.....                             | 12 |
| Streets and Drainage.....  | 12 |
| Water Fees.....  | 12 |
| Sewer Fees.....  | 14 |
| Senior Center.....   | 16 |
| Senior Center Meals.....   | 16 |
| Senior Center Transportation.....                                    | 16 |
| Senior Center Rental.....  | 16 |
| Vintage Pointe Rents.....  | 16 |

| <u>KMC Section</u>  | <u>Fee Description</u>  | <u>Fee Amount</u>             |
|---|---|-------------------------------|
| <b>Airport Fees</b>   |   |                               |
| 21.05.085   | <b>Fuel Flowage Fee Per Gallon</b>  |                               |
|   | Signatory   | \$0.035                       |
|   | Non-signatory   | \$0.07                        |
| <b>APX - Airport Regulations</b>                                |   |                               |
| <b>Aircraft Parking Fees</b>                                    |   |                               |
| 06.05.07 (c)  | transient, under 4,000 lbs. 0 - 4 hrs.  | FREE                          |
| 6.05.070 (c)  | transient, under 4,000 lbs. over 4 hrs.   | \$5.00                        |
| 6.05.070 (c)  | transient, 4,001 - 12,500 lbs. 0-12 hrs.  | \$25.00                       |
| 6.05.070 (c)  | transient, 4,001 - 12,500 lbs. 12-24 hrs.   | \$50.00                       |
| 6.05.070 (c)  | transient, 12,501 - 100,000 lbs. 0-12 hrs.  | \$50.00                       |
| 6.05.070 (c)  | transient, 12,501 - 100,000 lbs. 12-24 hrs.   | \$100.00                      |
| 6.05.070 (c)  | transient, 100,001 lbs. per day   | \$250.00                      |
| <b>Landing Fees</b>   |   |                               |
| 14.05.010 (a)(2)  | Signatory per thousand pounds   | <del>2.07</del> <u>2.18</u>   |
| 14.05.010 (b)(2)  | Non-signatory per thousand pounds<br>exempt -- float planes, test landings due to mechanical or<br>weather, government aircraft | <del>2.69</del> <u>2.83</u>   |
| <b>Tie-down Fees, General Aviation</b>                          |   |                               |
| <b>Paved Areas</b>  |   |                               |
|   | wheels, per month   | \$45.00                       |
|   | wheels, w/electric per month  | \$70.00                       |
| <b>Gravel Area</b>  |   |                               |
|   | wheels/skis, per month  | \$45.00                       |
| <b>Float Plane Basin, Private</b>                               |   |                               |
|   | daily   | \$5.00                        |
|   | monthly   | \$60.00                       |
|   | season -- May to October  | \$250.00                      |
| <b>Float Plane Basin, Commercial</b>                            |   |                               |
|   | daily   | \$10.00                       |
|   | monthly   | \$75.00                       |
|   | season -- May to October  | \$300.00                      |
|   | monthly w/electric  | \$100.00                      |
| <b>Terminal Building Rent -- Exclusive Space</b>                |   |                               |
|   | signatory - per square foot per year  | <del>41.15</del> <u>43.21</u> |
|   | signatory -- arrival hallway, departure hallway, passenger hold<br>room & baggage claim area (per square foot per year)         | <del>41.15</del> <u>43.21</u> |
| <b>Terminal Building Rent -- Joint Use Space</b>                |   |                               |
|   | signatory -- baggage make up area (per square foot per year)  | <del>24.94</del> <u>26.19</u> |
|   | signatory -- baggage break down area (per square foot per year)   | <del>24.94</del> <u>26.19</u> |
|   | non-signatory terminal rates 30% higher   |                               |
| <b>Vehicle Parking Fees at Terminal</b>                         |   |                               |
|   | short term 0 - 2 hours  | FREE                          |
|   | 24 hours  | \$8.00                        |
|   | annual permit   | \$800.00                      |
|   | annual parking permit w/electric  | \$1,140.00                    |
| <b>Vehicle Parking Fees</b>                                     |   |                               |
| <b>Greater Than 1/4 Mile from Terminal Building (at GA Lot)</b> |   |                               |
|   | calendar day  | \$3.00                        |
|   | annual permit   | \$420.00                      |

| <u>KMC Section</u> | <u>Fee Description</u>  | <u>Fee Amount</u> |
|--------------------|---|-------------------|
|                    | <b>Late Payment Vehicle Parking Fee</b>   |                   |
|                    | late payment fee for unpaid parking after 30 days                                     | \$50.00           |
|                    | <b>Business Activity &amp; Airport Access Permit</b>                                  |                   |
|                    | mechanic access (per each)  | \$50.00           |
|                    | fueling access (annual)   | \$100.00          |
|                    | dispensing fee (per gallon)   | \$0.02            |
|                    | water extraction access (annual)  | \$100.00          |
|                    | non-tenant use of basin parking apron   | \$75.00           |
|                    | float plane parking apron (annual)  | \$25.00           |
|                    | Deposit/replacement proximity card fee (each)   | \$100.00          |
|                    | Catering/mobile food service  | \$50.00           |
|                    | <b>Commercial Turn Fees</b>   |                   |
|                    | turn fee (narrow body - (1 aisle)   | \$200.00          |
|                    | turn fee (regional 50 - 99 seats)   | \$150.00          |
|                    | turn fee (commuter - fewer than 50 seats)   | \$100.00          |
|                    | <b>Helicopter Landing Fees</b>  |                   |
|                    | Per Landing   | \$25.00           |
|                    | <b>Conference Room Fees</b>   |                   |
|                    | Airport Lessee's and sub Lessee's in good standing shall receive a 25% discount       |                   |
|                    | 0 - 2 hours   | \$50.00           |
|                    | 2 - 4 hours   | \$100.00          |
|                    | 4 - 8 hours   | \$200.00          |
|                    | More than 8 hours (same day and no later than 10:00 pm)                               | \$300.00          |
|                    | Cleaning fee (if room is not cleaned)   | \$100.00          |
|                    | <b>Other Fees</b>   |                   |
|                    | Taxi cab annual fee per vehicle   | \$100.00          |
|                    | Terminal building key replacement (per key)   | \$10.00           |
|                    | Non-signatory airline airport apron rental rate per square foot                       | \$1.40            |
|                    | Signatory, airline, terminal apron parking and GSE Storage space rent per square foot | \$0.64            |
|                    | <b>Alaska Regional Fire Training Center Fees</b>                                      |                   |
|                    | All Training Rooms include shared use of Breakroom, Tables and Chairs                 |                   |
|                    | <b>Training Props and Out Buildings</b>   |                   |
|                    | pursuant to agreed fees and terms by Airport Manager approved by City Manager         |                   |
|                    | <b>Room 104, 108, or 109</b>  |                   |
|                    | Airport Lessee's and sub Lessee's in good standing shall receive a 25% discount       |                   |
|                    | 0 - 4 hours   | \$300.00          |
|                    | 4 > 12 hours  | \$500.00          |
|                    | <b>Room 104, 108, or 109 - Non-Profit Entity</b>                                      |                   |
|                    | 0 - 4 hours   | \$250.00          |
|                    | 4 > 12 hours  | \$425.00          |
|                    | <b>Rooms 108 and 109 combined</b>   |                   |
|                    | Airport Lessee's and sub Lessee's in good standing shall receive a 25% discount       |                   |
|                    | 0 - 4 hours   | \$450.00          |
|                    | 4 > 12 hours  | \$700.00          |
|                    | <b>Rooms 108 and 109 combined - Non-Profit Entity</b>                                 |                   |
|                    | 0 - 4 hours   | \$400.00          |

| <u>KMC Section</u> | <u>Fee Description</u>                   | <u>Fee Amount</u> |
|--------------------|--|-------------------|
|                    | 4 > 12 hours                             | \$600.00          |
|                    | <b>Fire Training Center Rental Items</b> |                   |
|                    | LCD Projector and Screen                 | \$50.00           |
|                    | Podium                                   | \$50.00           |

21.10.090 (a) **Airport Reserve Land Annual Lease Rates**

| <u>Legal Description of Property</u>   | <u>KPB Parcel ID No.</u> | <u>FY24 Annual Rent</u> |
|--|--------------------------|-------------------------|
| Lot 2, Block 2, FBO Subdivision  | 04336004                 | \$7,596.05              |
| NW 1/4 NW 1/4 Sec 33 lying W of Marathon Rd.<br>excluding Baron Park 2007 Replat   | 04501056                 | Subject to Appraisal    |
| Lot 8, Block 2, Cook Inlet Industrial Air Park   | 04322008                 | \$18,133.53             |
| Lot 3, Block 5, Cook Inlet Industrial Air Park   | 04322020                 | \$6,890.74              |
| Lot 4, Block 5, Cook Inlet Industrial Air Park   | 04322021                 | \$6,942.55              |
| Lot 1, Block 2, FBO Subdivision  | 04336003                 | \$7,907.26              |
| Lot 1, FBO Subdivision No. 6   | 04336034                 | \$14,802.88             |
| Lot 3, FBO Subdivision No. 6   | 04336036                 | \$20,970.75             |
| Tract A1, Baron Park 2007 Replat   | 04501031                 | \$42,309.45             |
| Tract C-1, Gusty Subd. No. 7   | 04327034                 | \$4,105.33              |
| Portion of W1/2 of Sec. 28 & SE1/4, Sec. 29, T6N,<br>R11W  | 04101021                 | Subject to Appraisal    |
| Portion of SW1/4, Sec. 29, T6N, R11W Excluding<br>Airport Float Basin Replat   | 04101022                 | Subject to Appraisal    |
| Portion of Tract A, Kenai Airport Float Plane<br>Basin Replat  | 04318043                 | Subject to Appraisal    |
| Tract A, FBO Subdivision   | 04336001                 | Subject to Appraisal    |
| Portion of E1/2 NE1/4 & SW1/4 NE1/4, Sec. 29,<br>T6N, R11W   | 04101004                 | Subject to Appraisal    |
| Portion of Tract B, FBO Subdivision No. 10   | 04318045                 | Subject to Appraisal    |
| Tract A, Gusty Subdivision No. 3   | 04327021                 | Subject to Appraisal    |
| Lot 1, Block 3, Gusty Subdivision No.4   | 04327030                 | Subject to Appraisal    |
| Lot 2, Block 3, Gusty Subdivision No. 4  | 04327031                 | Subject to Appraisal    |
| Lot 3, Block 3, Gusty Subdivision No. 4  | 04327032                 | Subject to Appraisal    |
| Tract C-1, Gusty Subdivision No. 7   | 04327034                 |                         |
| Tract B, Gusty Subdivision No. 6 Amended   | 04327035                 | Subject to Appraisal    |
| Portion of T 5N R 11W Sec 5 & 6 Seward Meridian<br>Kn Ptns of Sec 5 & 6 Lying NE of Kenai Spur Hwy<br>& E of Birch Dr & NW of Main St Excl USS 4969 &<br>Gusty Sub K1700 & Gusty Sub Addn #1 Amd 84-<br>183 & Gusty Sub #3 84-237 & Gusty Sub #4 86-76<br>& Gusty Sub #5 87-15 & Gusty Sub #7 89-5 & Kenai<br>Cemetery Expansion Sub | 04327036                 | Subject to Appraisal    |
| Lot 1, FBO Subdivision No. 7   | 04336037                 | Subject to Appraisal    |

| <u>KMC Section</u>                | <u>Fee Description</u>  | <u>Fee Amount</u> |
|-----------------------------------|---|-------------------|
| <b><u>Animal Control Fees</u></b> |   |                   |
| 3.05.100 (a)                      | Kennel Facility - Non-refundable application fee  | \$26.00           |
|                                   | Kennel Facility - Approved application fee  | \$76.00           |
|                                   | Livestock - Non-refundable application fee  | \$26.00           |
| 3.05.100 (a)(5)                   | Insertion of Microchip  | \$15.30           |
| 3.05.100 (b)                      | Dog License - Sterilized Dog  | \$10.20           |
|                                   | Dog License - Non-sterilized Dog  | \$30.60           |
|                                   | Lost License Replacement  | \$2.04            |
| 3.05.100 (c) (1)                  | First Impoundment within 12 months- Dog   | \$51.00           |
|                                   | First Impoundment within 12 months- Cat   | \$15.30           |
| 3.05.100 (c) (2)                  | Second Impoundment within 12 months- Dog  | \$71.40           |
|                                   | Second Impoundment within 12 months- Cat  | \$30.60           |
| 3.05.100 (c) (3)                  | Subsequent Impoundment within 12 months- Dog  | \$102.00          |
|                                   | Subsequent Impoundment within 12 months- Cat  | \$40.80           |
|                                   | Facility Use Fee Per Day  | \$35.70           |
| 3.05.100 (c) (5)                  | Dangerous Animal Impoundment  | \$102.00          |
| 3.25.060 (c)                      | Veterinary Services - Includes spaying, neutering, vaccinations, and other veterinary services. actual cost Veterinary services transfer fee - per mile (Actual mileage excluding the first four miles of travel) | \$2.04            |
| N/A                               | City of Kenai Resident<br>Animal Waiver Fee   | \$20.40           |

**Note: Pursuant to the contract for the City to provide animal shelter services to the City of Soldotna, Soldotna City residents shall pay City of Kenai resident fees for animal waivers.**

|     |   |         |
|-----|---|---------|
|     | Non-City Resident                                 |         |
|     | N/A Animal Waiver Fee                             | \$40.80 |
| N/A | Adoption Fee                                      | \$20.40 |
| N/A | Rabies Vaccination Clinic (per animal vaccinated) | \$10.20 |

**Note: All Animal Control Fees are subject to a 2% discount for payment by means other than credit card.**

## City Clerk Fees

### Cemetery Fees (All Cemetery Fees are Exempt from Sales Tax)

|                                 |  |             |
|---------------------------------|--|-------------|
| APX - 1 Title 24 -<br>24.15.020 | Cemetery Regulations   |             |
|                                 | Standard Plot  | \$1,000.00  |
|                                 | Veteran Plot   | \$750.00    |
|                                 | Infant Plot  | \$150.00    |
|                                 | Cremains   | \$300.00    |
|                                 | Columbarium Niche  | \$1,000.00  |
|                                 | Veterans Columbarium Niche (up to two standard urns)                           | \$750.00    |
|                                 | Columbarium Niche - opening and/ closing fee for reasons other than inurnment  | \$100.00    |
|                                 | Marker/Headstone Deposit<br>(applies to Cemetery Plots and Columbarium Niches) | \$400.00    |
|                                 | Cemetery Gazebo Marker Fees  | Actual Cost |

### Memorial Park Fees (All Memorial Park Fees are Exempt from Sales Tax)

|  |  |                |
|--|--|----------------|
|  | Tree (includes transportation/planting, soil, edging, weed block, and a one-year guarantee on planting.)               | \$265.00       |
|  | Shrub (includes transportation/planting, soil, edging, weed block, and a one-year guarantee on planting.)              | \$165.00       |
|  | Markers:   | Actual Cost    |
|  | Memorial Park Rock (Actual cost for ground preparation, transportation placement, etc. and plaque borne by requestor.) | Actual Cost    |
|  | Logo or emblem   | Additional Fee |

### Mobile Food Vendor License

|          |                                   |         |
|----------|-----------------------------------|---------|
| 5.25.050 | Annual Mobile Food Vendor License | \$50.00 |
|----------|-----------------------------------|---------|

### Oil & Gas Well

|          |                                |          |
|----------|--------------------------------|----------|
| 5.35.050 | Oil & Gas Well Application Fee | \$500.00 |
|          | Oil & Gas Well Processing Fee  | \$100.00 |

### Public Records Requests

|              |   |         |
|--------------|---|---------|
| 10.40.090(a) | First 10 copies are free, more than 10 copies per copy  | \$0.25  |
| 10.40.090(d) | Electronic Services                                     | Actual  |
| 10.40.090(b) | Certified Copy Fee                                      | \$10.00 |
| 10.40.090(c) | Production fee will be calculated for work over 5 hours | Actual  |

### Recount of Votes - Application

|          |                                  |          |
|----------|----------------------------------|----------|
| 6.45.010 | Recount of Votes Application Fee | \$100.00 |
|----------|----------------------------------|----------|

### Transient Merchant and Peddler License

|          |   |         |
|----------|---|---------|
| 5.30.040 | Annual Transient Merchant and Peddler License | \$25.00 |
|----------|---|---------|

### Vehicle for Hire

|               |   |          |
|---------------|---|----------|
| 20.05.050 (a) | Annual Vehicle for Hire Permit - Permit and First Vehicle   | \$250.00 |
| 20.05.050 (a) | Annual Vehicle for Hire Permit - Additional Vehicle<br>(Additional Vehicle may be added at any time during the year.) | \$100.00 |

| <u>KMC Section</u>                 | <u>Fee Description</u>        | <u>Fee Amount</u>                     |
|------------------------------------|-------------------------------|---------------------------------------|
| <b><u>Fire Department Fees</u></b> |                               |                                       |
|                                    | BLS Non-emergency             | \$550.00                              |
|                                    | BLS Emergency                 | \$675.00                              |
|                                    | ALS I (advanced life support) | \$800.00                              |
|                                    | ALS II                        | <del>[\$975.00]</del> <u>1,034.00</u> |
|                                    | Mileage per mile              | <del>[\$14.00]</del> <u>14.20</u>     |

## **Land Management Fees**

|  |  |                                     |
|--|--|-------------------------------------|
| 21.10.040 (a) and<br>22.05.025 (a)       | <del>[LAND]</del> Lease Application Fee            | <del>[\$100.00]</del> <u>150.00</u> |
| 21.10.070 (a) and<br>22.05.045 (a)       | <del>[LAND]</del> Lease Amendment Application Fee  | <del>[\$100.00]</del> <u>150.00</u> |
| 21.10.070 (a) and<br>22.05.045 (a)       | <del>[Land]</del> Lease Extension Application Fee  | <del>[\$100.00]</del> <u>150.00</u> |
| 21.10.070 (a) and<br>22.05.045 (a)       | <del>[LAND]</del> Lease Renewal Application Fee    | <del>[\$100.00]</del> <u>150.00</u> |
| 22.05.045 (a)                            | Consent to Sublease Application Fee                | \$50.00                             |
| 22.05.045 (a)                            | <del>[LAND]</del> Lease Assignment Application Fee | \$100.00                            |
| 22.05.100 (a)                            | Competitive Land Purchase Application Fee          | \$100.00                            |
| 22.05.100 (a)                            | Non-Competitive Land Lease or Purchase Fee         | \$100.00                            |
|  | Special Use Permit Application Fee                 | \$100.00                            |
| <u>[22.05.016(A)]</u>                    | <u>TIDELAND FILING FEE</u>                         | <u>\$10.00</u>                      |
| <u>[22.05.016(A)]</u>                    | <u>TIDELAND LEASE FILING FEE</u>                   | <u>\$100.00</u>                     |
| 22.10.010                                | Tideland lease for shore fisheries - per year      | \$300.00                            |
| <u>21.10.130 and</u><br><u>22.05.080</u> | <u>Recording Fee - 1 Page</u>                      | <u>\$50.00</u>                      |
| <u>21.10.130 and</u><br><u>22.05.080</u> | <u>Recording Fee - Additional Cost Per Page</u>    | <u>\$5.00</u>                       |

## Library Fees

### APX - Library Regulations and Policies

|    |   |               |
|----|---|---------------|
| 1. | Default fees for lost, stolen or damaged materials when no retail value is available. |               |
|    | a. Adult book (hardcover)   | \$33.00       |
|    | b. Adult large print  | \$40.00       |
|    | c. Adult audiobook  | \$50.00       |
|    | d. Youth board book   | \$10.00       |
|    | e. Youth book (hardcover) or picture book   | \$25.00       |
|    | f. Youth audiobook  | \$25.00       |
|    | g. Adult/youth trade paperbacks   | \$15.00       |
|    | h. Adult/youth mass market paperbacks   | \$10.00       |
|    | i. Magazines  | \$5.00        |
|    | j. Video/DVD/music CD   | \$30.00       |
|    | k. DVD set  | \$50.00       |
|    | l. Interlibrary loan item (fee or actual cost charged by lender)                      | \$30.00       |
|    | m. Juvenile kits/Adult kits/Playaway launchpads                                       | \$150.00      |
|    | n. Microfilm reel or microfiche   | \$35.00       |
|    | o. Chromebook kit   | \$370.00      |
|    | p. Laptop   | \$800.00      |
| 2. | <b>Proctoring per test</b>  | \$25.00       |
| 3. | <b>Replacement Costs</b>  | Costs         |
|    | a. processing fee for all lost/damaged items  | \$5.00        |
|    | b. processing labels (e.g., [SPOKE] spine labels, barcodes, etc.                      | \$1.00        |
|    | c. RFID Tag   | \$1.00        |
|    | d. replacement library card   | \$1.00        |
|    | e. book covers  | \$[1.00] 2.00 |
|    | f. Tonie, Yoto, music DC or single disc DVD case                                      | \$2.00        |
|    | g. multidisc DVD or audiobook case  | \$5.00        |
|    | h. power cord Chromebook/Laptop   | \$20.00       |
|    | i. power cord Launchpads, Tonies, etc.  | 10.00         |
| 4. | <b>Damages</b>  |               |
|    | a. defaced or torn pages per page   | \$2.00        |
| 5. | <b>Photocopying and Printing</b>  |               |
|    | a. Black & white prints or copies (per single-sided page)                             | \$0.25        |
|    | b. Color - photocopies only (per single-sided page)                                   | \$0.50        |

## Parks and Recreation Fees

### **Multipurpose Facility**

|  |                   |
|--|-------------------|
| hourly winter rate (reservation)   | \$[165.00] 175.00 |
| hourly summer rate - Only available when the ice is out<br>(concrete floors, limited availability) | \$25.00           |

### **Kenai Recreation Center**

**Weights/Cardio/Sauna** - includes weight/cardio room, shower, sauna and gym. (When using the weight room, must be 17 or older unless accompanied by guardian)

|   |                  |
|---|------------------|
| Day Pass: Adults*   | \$5.00           |
| Day Pass: College Students, Veterans & Seniors (55 and older)*            | \$2.50           |
| [High School Students] 18 years old and younger                           | FREE             |
| 10 visit punch card: Adults*  | \$40.00          |
| 10 visit punch card: College Students, Veterans & Seniors (55 and older)* | \$20.00          |
| Monthly Pass: Adults*   | \$50.00          |
| Monthly Pass: College Student, Veterans & Senior (55 and older)*          | \$25.00          |
| [CITY LEAGUE BASKETBALL (PER TEAM)]                                       | \$325.00         |
| City League Player Participation Fee*                                     | \$[50.00] 100.00 |
| Annual Locker Rental  | \$120.00         |
| <u>6-Month Locker Rental</u>  | <u>\$60.00</u>   |

**Racquetball & Wallyball Court Rentals** - per hour and includes showers for participants.

|  |          |
|--|----------|
| Adult Racquetball or Wallyball*                          | \$15.00  |
| Racquetball or Wallyball Punch Card (10 hours all ages)* | \$120.00 |

**Facility Rental** - per hour

|          |         |
|----------|---------|
| Gym*     | \$50.00 |
| 1/2 Gym* | \$25.00 |

### **Parks/Gazebos/Gardens**

|  |             |
|--|-------------|
| Picnic Shelter   |             |
| [8:00] 9:00 am - 3:00 pm   | \$20.00     |
| 4:00 pm - [11:00] 10:00 pm   | \$20.00     |
| Gazebo   |             |
| [8:00] 9:00 am - 3:00 pm   | \$25.00     |
| 4:00 pm - [11:00] 10:00 pm   | \$25.00     |
| Community Garden Plot (each)   | \$20.00     |
| Adopt-A-Bench (Maintenance included.) Bench, freight, and installation at actual cost. | Actual Cost |

### **Personal Use Fishery**

|   |         |
|---|---------|
| Personal Use Fishery Day Use Parking  |         |
| 5 am to Midnight (vehicle or up to two atv's)*  | \$22.05 |
| Personal Use Fishery Overnight Parking  |         |
| Before noon of the first day to noon of the second day (vehicle or up to two atv's and one tent)* | \$60.64 |
| After noon of the first day to noon of the second day (vehicle or up to two atv's and one tent)*  | \$49.61 |
| Personal Use Fishery Camping (one tent)*  | \$27.56 |
| Personal Use Fishery Vehicle Drop Off (vehicle or up to two atv's per day)*                       | \$11.03 |

**KMC Section****Fee Description****Fee Amount***\*All Parks and Rec fees with asterisk include 3 percent City tax and 3 percent borough tax***Planning and Zoning Fees****Kenai Zoning Code**

|                    |   |                          |
|--------------------|---|--------------------------|
| 14.20.150(b)(6)    | Conditional Use Permit Fee                                      | \$250.00                 |
| 14.20.151          | Surface Extraction Conditional Use Permit Application Fee       | \$425.00                 |
| 14.20.180(b)(1)(C) | Variance Permit Non-refundable Deposit/Advertising Fee          | \$250.00                 |
| 14.20.185(c)       | Encroachment Application Fee                                    | \$250.00                 |
| 14.20.240          | Mobile Home Building Permit                                     | \$100.00                 |
| 14.20.270(b)(4)    | Zoning Amendment Request Non-refundable Deposit/Advertising Fee | \$250.00                 |
| 14.20.290(b)(6)    | Board of Adjustment Appeal filing and records preparation Fee   | <b>\$[100.00] 150.00</b> |

**Planning and Zoning Fees****Sign Permits**

|                  |         |
|------------------|---------|
| home occupation  | \$5.00  |
| electrical signs | \$25.00 |
| all others       | \$15.00 |

**Maps**

|                    |         |
|--------------------|---------|
| 11 x 17            | FREE    |
| 17 x 22 or 22 x 34 | \$15.00 |
| 34 x 44 or 28 x 40 | \$25.00 |

**Copies**

|          |        |
|----------|--------|
| per page | \$0.25 |
|----------|--------|

**Police Department Fees****Abandoned Property (Other than Motor Vehicles)**

|                                |                                      |             |
|--------------------------------|--------------------------------------|-------------|
| 15.05.030 (b) and<br>15.05.070 | Impoundment and Storage - Contractor | Actual Cost |
| 15.05.030 (b) and<br>15.05.070 | Impoundment - City Employee          | \$5.00      |
| 15.05.030 (b) and<br>15.05.070 | Storage by City - per day            | \$1.00      |
| 15.05.070                      | Towing Charge - Car                  | \$10.00     |
| 15.05.070                      | Towing Charge - Truck                | \$13.00     |
| 15.05.070                      | Storage Fee - Vehicle (per day)      | \$1.00      |
| 15.05.070                      | Abandoned Property Certificate       | \$3.00      |
| 15.05.070                      | Clerk's Endorsement on Certificates  | \$5.00      |

**Police Fees**

|   |             |
|---|-------------|
| Report Copies (per page)                                | \$0.50      |
| CD/DVD with Digital Media (per) \$                      | 25.00       |
| Duplication of other media                              | Actual Cost |
| Reproduction Cost (for time spent in excess of 5 hours) | Actual Cost |

## **Public Works and Capital Projects Fees**

### **Building Permit Fees**

|                 |   |          |
|-----------------|---|----------|
| <b>4.05.030</b> | Application Fee – Payment due at submittal of permit application package. Fee will be deducted from total permit cost for the Commercial or Residential Structure and any overpayment refunded. | \$500.00 |
|                 | Inspection outside of normal business hours - per hour (two-hour minimum charge)  | \$125.00 |
|                 | Inspection for which no fee is specifically indicated - per hour (two-hour minimum charge)  | \$75.00  |
|                 | Additional plan review required by changes, additions or revisions to plans - per hour (one-hour minimum charge)  | \$75.00  |

### **Commercial Structures**

|          |   |                          |
|----------|---|--------------------------|
| 4.05.030 | Valuation \$1.00 - \$500.00   | \$23.50                  |
|          | Valuation \$501.00 - \$2,000.00 - Base  | \$23.50                  |
|          | Valuation \$501.00 - \$2,000.00 - Each additional \$100.00, or fraction thereof, over \$500.00 including \$2,000.00                   | \$3.05                   |
|          | Valuation \$2,001.00 - \$25,000.00 - Base   | \$69.25                  |
|          | Valuation \$2,001.00 - \$25,000.00 - Each additional \$1,000.00, or fraction thereof, over \$2,000.00 including \$25,000.00           | \$14.00                  |
|          | Valuation \$25,001.00 - \$50,000.00 - Base  | \$391.25                 |
|          | Valuation \$25,001.00 - \$50,000.00 - Each additional \$1,000.00, or fraction thereof, over \$25,000.00 including \$50,000.00         | \$10.10                  |
|          | Valuation \$50,001.00 - \$100,000.00 - Base   | \$643.75                 |
|          | Valuation \$50,001.00 - \$100,000.00 - Each additional \$1,000.00, or fraction thereof, over \$50,000.00 including \$100,000.00       | \$7.00                   |
|          | Valuation \$100,001.00 - \$500,000.00 - Base  | \$993.75                 |
|          | Valuation \$100,001.00 - \$500,000.00 - Each additional \$1,000.00, or fraction thereof, over \$100,000.00 including \$500,000.00     | \$5.60                   |
|          | Valuation \$500,001.00 - \$1,000,000.00 - Base  | \$3,233.75               |
|          | Valuation \$500,001.00 - \$1,000,000.00 - Each additional \$1,000.00, or fraction thereof, over \$500,000.00 including \$1,000,000.00 | \$4.75                   |
|          | Valuation \$1,000,001.00 and up - Base  | \$5,608.75               |
|          | Valuation \$1,000,001.00 - and up - Each additional \$1,000.00, or fraction thereof, over \$1,000,000.00                              | \$3.65                   |
|          | Plan review fees shall be 65% of the Building Permit Fee  | Calculation <sup>1</sup> |
|          | [INSPECTION OUTSIDE OF NORMAL BUSINESS HOURS - PER HOUR (TWO-HOUR MINIMUM CHARGE)]  | \$47.00                  |
|          | INSPECTION FOR WHICH NO FEE IS SPECIFICALLY INDICATED - PER HOUR (TWO-HOUR MINIMUM CHARGE)  | \$47.00                  |
|          | ADDITIONAL PLAN REVIEW REQUIRED BY CHANGES, ADDITIONS OR REVISIONS TO PLANS - PER HOUR (ONE-HOUR MINIMUM CHARGE)                      | \$47.00]                 |

Outside consultants for plan checking and inspections, or both Actual Cost

<sup>1</sup>Plan Review fees may be waived or reduced for successive identical structures submitted together by completing a Plan Review Waiver form. The Public Works Director has sole discretion to reduce or waive plan review fees based on resources required by City for plan review of successive identical structures.

### **Residential Structures**

|          |                             |         |
|----------|-----------------------------|---------|
| 4.05.030 | Valuation \$1.00 - \$500.00 | \$17.63 |
|----------|-----------------------------|---------|

| <u>KMC Section</u>            | <u>Fee Description</u>  | <u>Fee Amount</u> |
|-------------------------------|---|-------------------|
|                               | Valuation \$501.00 - \$2,000.00 - Base  | \$17.63           |
|                               | Valuation \$501.00 - \$2,000.00 - Each additional \$100.00, or fraction thereof, over \$500.00 including \$2,000.00                   | \$2.29            |
|                               | Valuation \$2,001.00 - \$25,000.00 - Base   | \$51.94           |
|                               | Valuation \$2,001.00 - \$25,000.00 - Each additional \$1,000.00, or fraction thereof, over \$2,000.00 including \$25,000.00           | \$10.50           |
|                               | Valuation \$25,001.00 - \$50,000.00 - Base  | \$293.44          |
|                               | Valuation \$25,001.00 - \$50,000.00 - Each additional \$1,000.00, or fraction thereof, over \$25,000.00 including \$50,000.00         | \$7.58            |
|                               | Valuation \$50,001.00 - \$100,000.00 - Base   | \$482.81          |
|                               | Valuation \$50,001.00 - \$100,000.00 - Each additional \$1,000.00, or fraction thereof, over \$50,000.00 including \$100,000.00       | \$5.25            |
|                               | Valuation \$100,001.00 - \$500,000.00 - Base  | \$745.31          |
| <b>Residential Structures</b> | - Continued   |                   |
|                               | Valuation \$100,001.00 - \$500,000.00 - Each additional \$1,000.00, or fraction thereof, over \$100,000.00 including \$500,000.00     | \$4.20            |
|                               | Valuation \$500,001.00 - \$1,000,000.00 - Base  | \$2,425.31        |
|                               | Valuation \$500,001.00 - \$1,000,000.00 - Each additional \$1,000.00, or fraction thereof, over \$500,000.00 including \$1,000,000.00 | \$3.56            |
|                               | Valuation \$1,000,001.00 and up - Base  | \$4,206.56        |
|                               | Valuation \$1,000,001.00 - and up - Each additional \$1,000.00, or fraction thereof, over \$1,000,000.00                              | \$2.74            |
|                               | [INSPECTION OUTSIDE OF NORMAL BUSINESS HOURS - PER HOUR (TWO-HOUR MINIMUM CHARGE)   | \$47.00           |
|                               | INSPECTION FOR WHICH NO FEE IS SPECIFICALLY INDICATED - PER HOUR (TWO-HOUR MINIMUM CHARGE)  | \$47.00           |
|                               | ADDITIONAL PLAN REVIEW REQUIRED BY CHANGES, ADDITIONS OR REVISIONS TO PLANS - PER HOUR (ONE-HOUR MINIMUM CHARGE)                      | \$47.00           |
|                               | <u>Remodels, Alterations, and/or Renovations (per square foot)</u>  | <u>\$0.80</u>     |
|                               | <u>Per Trade Permit (Alterations, Additions, and/or Repairs)</u>  | <u>\$100.00</u>   |
|                               | <u>Mobile Home Placement Permit</u>   | <u>\$100.00</u>   |
|                               | Outside consultants for plan checking and inspections, or both  | Actual Cost       |

### City Dock Fees

|  |  |             |
|--|--|-------------|
| Boat Launch Ramp - Includes Parking with Trailer   |  |             |
| Excluding days of the personal use dip net fishery |  |             |
| Non-Commercial Users                               |  | NO FEES     |
| Commercial Users                                   |  |             |
| First 10 minutes on ramps or floats                |  | \$25.00     |
| Each minute over 10 on ramps or floats             |  | \$ 1/minute |
| Seasonal Boat Launch Pass per Commercial Vessel    |  | \$150.00    |
| Personal Use Fishery Days - All Users              |  |             |
| First 10 minutes on ramps or floats                |  | \$38.59     |
| Each minute over 10 on ramps or floats             |  | \$ 1/minute |
| Parking Only                                       |  |             |
| Excluding days of the personal use dip net fishery |  |             |
| Non-Commercial Users                               |  | NO FEES     |
| Commercial Users                                   |  |             |
| Per day (Vehicle with trailer must pay launch fee) |  | \$15.00     |

| <u>KMC Section</u>   | <u>Fee Description</u>  | <u>Fee Amount</u> |
|--|---|-------------------|
|  | Personal Use Fishery Days - All Users<br>Per day (Vehicle with trailer must pay launch fee)               | \$22.05           |
|  | Vehicle Drop Offs<br>Personal Use Fishery Days - All Users (vehicle per day)                              | \$11.03           |
|  | Forklift and/or crane with operator, mobilization & travel time to be charged (2-hour minimum) - per hour | \$100.00          |
| <u>Excavations in City Streets by Contractors or Utility Companies</u> |   |                   |
| 18.20.050  | Excavation License Fee - per year   | \$25.00           |
| <u>Project Permits</u>   |   |                   |
| 18.25.030  | Inspection Fee  | \$10.00           |
| <u>Public Works &amp; Capital Project Fees</u>                         |   |                   |
|  | Bid Documents and Project Plans   | Actual Cost       |
| <u>Streets and Drainage</u>  |   |                   |
| 18.10.020  | [Street Building] Driveway Permit   | [\$10.00] 25.00   |

## Water Fees

### **APX - Public Utility Regulations and Rates**

Water & Sewer service deposit - refundable after two years of timely payments \$100.00

#### **1. Schedule A - General Domestic Service Rates (non-metered)**

|  |                 |
|--|-----------------|
| one or two family residence, per family unit                   | [\$42.48] 44.18 |
| single or double unit apartment, per family unit               | [\$42.48] 44.18 |
| apartment, 3 or more units on a single parcel, per family unit |                 |
| [SINGLE BILL ASSUMED BY OWNER                                  | \$31.98         |
| SEPARATE BILL  | \$42.48] 44.18  |
| trailers, one or two on single lot, each                       | [\$42.48] 44.18 |
| trailer, 3 or more on single lot                               |                 |
| [SINGLE BILLING  | \$31.98         |
| SEPARATE BILLING   | \$42.48] 44.18  |
| boarding houses, per available room                            | [\$11.30] 11.75 |

#### **2. Schedule B - Commercial service (non-metered)**

|   |                     |
|---|---------------------|
| Truck Fill Station Permit               | \$200.00            |
| demand                                  |                     |
| 1.00 inch service                       | [\$43.08] 44.80     |
| 1.25 inch service                       | [\$65.61] 68.23     |
| 1.50 inch service                       | [\$108.67] 113.02   |
| 2.00 inch service                       | [\$164.02] 170.58   |
| 3.00 inch service                       | [\$246.05] 255.89   |
| larger than 3.00 inch service           | [\$369.04] 383.80   |
| use charge                              |                     |
| bakery                                  | [\$125.06] 130.06   |
| bath house, tub or shower, each         | [\$28.75] 29.90     |
| bottling works, per bottling machine    | [\$988.23] 1,027.76 |
| bowling alleys, amusement parks, doctor | [\$118.89] 123.65   |
| car lot, with car wash facilities       | [\$59.47] 61.85     |

| <u>KMC Section</u>   | <u>Fee Description</u>                                     | <u>Fee Amount</u> |
|--|--|-------------------|
|  | car wash, automatic, per facility                          | \$533.04          |
|  | car wash, self-service, per stall                          | [\$79.94] 83.14   |
|  | churches, lodges, clubs, banquet rooms, per seat           | [\$0.46] 0.48     |
|  | cleaners and commercial laundries, per facility            | [\$342.40] 356.10 |
|  | dairies, installation of water meter required              |                   |
|  | day care center/preschool, per child, maximum capacity     | [\$1.71] 1.78     |
|  | doctor and dentist offices, per room or chair              | [\$25.62] 26.64   |
|  | garage, service stations                                   | [\$51.26] 53.31   |
|  | recreational vehicle dump facility (May - September)       | [\$59.47] 61.85   |
|  | hangar, airplane repair                                    | [\$51.26] 53.31   |
|  | with washing facilities                                    | [\$59.45] 61.83   |
|  | hospital, per bed  | [\$33.85] 35.20   |
|  | hotel, motel, resort, per room                             | [\$26.64] 27.71   |
|  | laundry, self-service, per machine                         | [\$48.22] 50.15   |
|  | markets, meat  | [\$65.61] 68.23   |
|  | office building single bill assumed by owner, per business | [\$57.38] 59.68   |
|  | office building, tenants are billed, per business          | [\$65.61] 68.23   |
|  | restaurants, cafes, taverns, bars, per seat                | [\$3.69] 3.84     |
|  | public office building, per restroom                       | [\$14.78] 15.37   |
|  | recreation facility, per restroom, sauna, shower           | [\$28.75] 29.90   |
|  | rv/camper park, per space                                  | [\$28.75] 29.90   |
|  | schools, per seating capacity                              | [\$1.71] 1.78     |
|  | shopping center  | [\$29.76] 30.95   |
|  | shops, beauty, per station or chair                        | [\$29.76] 30.95   |
|  | shops, misc. (includes barber), per shop                   | [\$29.76] 30.95   |
|  | sleeping room, per room                                    | [\$11.30] 11.75   |
|  | studio, photo or photo lab                                 | [\$140.45] 146.07 |
|  | supermarket  | [\$337.28] 350.77 |
|  | theater, indoor, per seat                                  | [\$0.20] 0.21     |
|  | theater, outdoor, per seat                                 | [\$0.20] 0.21     |
|  | taverns, lounges, bars (without kitchens), per seat        | [\$3.52] 3.66     |
|  | xray or lab office   | [\$84.07] 87.43   |
| <b>3. Schedule C - Industrial Service (non-metered)</b>    |  |                   |
|  | concrete mixing plant                                      | [\$541.24] 562.89 |
|  | concrete products  | [\$270.65] 281.48 |
|  | confectioner   | [\$180.40] 187.62 |
|  | greenhouse, commercial                                     | [\$180.40] 187.62 |
|  | ice cream plant  | [\$270.65] 281.48 |
|  | cold storage plant or locker                               | [\$127.13] 132.22 |
|  | hydrant use (per day)                                      | [\$110.06] 114.46 |
| <b>4. Schedule D - Fire Protection</b>                     |  |                   |
| <b>5. Schedule E - Metered Service</b>                     |  |                   |
|  | general usage, per thousand gallons                        | [\$4.10] 4.26     |
|  | hydrant use, per thousand gallons                          | [\$6.17] 6.42     |
|  | minimum monthly charge, general usage                      | [\$61.54] 64.00   |
| <b>6. Schedule F - [WATER CONNECTION PERMIT] Other Fee</b> |  |                   |

| <u>KMC Section</u> | <u>Fee Description</u>  | <u>Fee Amount</u>        |
|--------------------|---|--------------------------|
|                    | <b>Water Connection Permit Fee</b>  | <b>[\$255.13] 300.00</b> |
|                    | Hydrant Permit deposit  | \$200.00                 |
|                    | Unauthorized shut-off or turn-on of water service <b>or water valve</b><br><b>per valve/service</b> | \$250.00                 |
|                    | Service shut-off or turn-on - during normal business hours  | \$50.00                  |
|                    | Service shut-off or turn-on - outside normal business hours &<br>holidays                           | <b>[\$150.00] 250.00</b> |
|                    | New construction service turn-on and shut off for system testing                                    | \$0.00                   |
|                    | New construction service turn-on for occupancy  | \$0.00                   |
|                    | <b>[SERVICE VALVE &amp; KEY BOX INSTALLATION BY CITY</b>  | <b>ACTUAL COST</b>       |
|                    | <b>KEY BOX LOCATION</b>   | <b>ACTUAL COST]</b>      |

**Note: All Water Fees are subject to a 2% discount for payment by means other than credit card.**

### Sewer Fees

#### **APX - Public Utility Regulations and Rates**

##### **1. Schedule A - General Domestic Service Rates (non-metered)**

|  |                        |
|--|------------------------|
| one or two family residence, per family unit                   | <b>[\$60.74] 63.17</b> |
| single or double unit apartment, per family unit               | <b>[\$60.74] 63.17</b> |
| apartment, 3 or more units on a single parcel, per family unit |                        |
| <b>[SINGLE BILL ASSUMED BY OWNER</b>                           | <b>\$45.67</b>         |
| <b>SEPARATE BILL</b>   | <b>\$60.74] 63.17</b>  |
| trailers, one or two on single lot, each                       | <b>[\$60.74] 63.17</b> |
| trailer, 3 or more on single lot                               |                        |
| <b>[SINGLE BILLING</b>   | <b>\$45.67</b>         |
| <b>SEPARATE BILLING</b>  | <b>\$60.74] 63.17</b>  |
| boarding houses, per available room                            | <b>[\$16.40] 17.06</b> |

##### **2. Schedule B - Commercial service (non-metered)**

|  |                              |
|--|------------------------------|
| demand   |                              |
| 1.00 inch service                                      | <b>[\$61.31] 63.76</b>       |
| 1.25 inch service                                      | <b>[\$90.91] 94.55</b>       |
| 1.50 inch service                                      | <b>[\$154.36] 160.53</b>     |
| 2.00 inch service                                      | <b>[\$230.45] 239.67</b>     |
| 3.00 inch service                                      | <b>[\$348.88] 362.84</b>     |
| larger than 3.00 inch service                          | <b>[\$524.37] 545.34</b>     |
| use charge   |                              |
| bakery   | <b>[\$177.58] 184.68</b>     |
| bath house, tub or shower, each                        | <b>[\$40.15] 41.76</b>       |
| bottling works, per bottling machine                   | <b>[\$1,408.15] 1,464.48</b> |
| bowling alleys, amusement parks, doctor                | <b>[\$170.22] 177.03</b>     |
| car lot, with car wash facilities                      | <b>[\$84.57] 87.95</b>       |
| car wash, automatic, per facility                      | <b>[\$756.93] 787.21</b>     |
| car wash, self-service, per stall                      | <b>[\$113.10] 117.62</b>     |
| churches, lodges, clubs, banquet rooms, per seat       | <b>[\$0.63] 0.66</b>         |
| cleaners and commercial laundries, per facility        | <b>[\$486.30] 505.75</b>     |
| dairies, installation of water meter required          |                              |
| day care center/preschool, per child, maximum capacity | <b>[\$2.44] 2.54</b>         |

| <u>KMC Section</u>                                      | <u>Fee Description</u>                                     | <u>Fee Amount</u> |
|---|--|-------------------|
|   | doctor and dentist offices, per room or chair              | [\$36.49] 37.95   |
|   | garage, service stations                                   | [\$74.02] 76.98   |
|   | recreational vehicle dump facility (May - September)       | [\$84.57] 87.95   |
|   | hangar, airplane repair                                    | [\$73.47] 76.41   |
|   | with washing facilities                                    | [\$84.57] 87.95   |
|   | hospital, per bed  | [\$48.64] 50.59   |
|   | hotel, motel, resort, per room                             | [\$37.52] 39.02   |
|   | laundry, self service, per machine                         | [\$68.20] 70.93   |
|   | markets, meat  | [\$93.04] 96.76   |
|   | office building single bill assumed by owner, per business | [\$80.36] 83.57   |
|   | office building, tenants are billed, per business          | [\$93.04] 96.76   |
|   | restaurants, cafes, taverns, bars, per seat                | [\$5.40] 5.62     |
|   | public office building, per restroom                       | [\$21.14] 21.99   |
|   | recreation facility, per restroom, sauna, shower           | [\$40.70] 42.33   |
|   | rv/camper park, per space                                  | [\$40.70] 42.33   |
|   | schools, per seating capacity                              | [\$2.44] 2.54     |
|   | shopping center  | [\$42.29] 43.98   |
|   | shops, beauty, per station or chair                        | [\$42.29] 43.98   |
|   | shops, misc. (includes barber), per shop                   | [\$42.29] 43.98   |
|   | sleeping room, per room                                    | [\$16.40] 17.06   |
|   | studio, photo or photo lab                                 | [\$200.87] 208.90 |
|   | supermarket  | [\$479.95] 499.15 |
|   | theater, indoor, per seat                                  | [\$0.29] 0.30     |
|   | theater, outdoor, per seat                                 | [\$0.29] 0.30     |
|   | taverns, lounges, bars (without kitchens), per seat        | [\$5.06] 5.26     |
|   | xray or lab office   | [\$119.46] 124.24 |
| <b>3. Schedule C - Industrial Service (non-metered)</b> |  |                   |
|   | concrete mixing plant                                      | [\$771.75] 802.62 |
|   | concrete products  | [\$384.82] 400.21 |
|   | confectioner   | [\$255.82] 266.05 |
|   | greenhouse, commercial                                     | [\$255.82] 266.05 |
|   | ice cream plant  | [\$384.82] 400.21 |
|   | cold storage plant or locker                               | [\$179.72] 186.91 |
| <b>4. Schedule D - Fire Protection None</b>             |  |                   |
| <b>5. Schedule E - Metered Service</b>                  |  |                   |
|   | general usage, per thousand gallons                        | [\$6.02] 6.26     |
|   | hydrant use, per thousand gallons                          |                   |
|   | minimum monthly charge, general usage                      | [\$90.33] 93.94   |
|   | Pressed Septage Effluent, per thousand gallons             | \$50.00           |
| <b>6. Schedule F - Permit Fee</b>                       |  | [\$243.11] 300.00 |

**Note: All Sewer Fees are subject to a 2% discount for payment by means other than credit card.**

## Senior Center

### Senior Center Meals

|  |         |
|--|---------|
| 12 years and younger   | \$8.00  |
| Adult non-senior (13 years and older but less than 60 years) | \$16.00 |
| 60 years and older - Suggested Donation                      | \$8.00  |

### Senior Center Transportation

|   |         |
|---|---------|
| Transportation within Kenai City Limits - To Senior Center - Suggested Donation | \$6.00  |
| Transportation within Kenai City Limits   | \$6.00  |
| Transportation outside Kenai City Limits  | \$15.00 |

### Senior Center Rental

|                                       |            |
|---------------------------------------|------------|
| Main Dining Room and Kitchen Rental   |            |
| One Day Rental                        | \$800.00   |
| Friday (1/2 day) and Saturday         | \$1,200.00 |
| Saturday and Sunday                   | \$1,500.00 |
| Friday (1/2 day), Saturday and Sunday | \$2,100.00 |
| Dishes (per place setting)            | \$1.50     |
| Security Deposit                      | \$1,000.00 |

### Vintage Pointe Rents

For units with market rate rental agreements:

|   |                       |
|---|-----------------------|
| 1-A apartment=586 sq. ft. Ocean Side (8)  | \$[1,073.00] 1,095.64 |
| 1-A apartment=586 sq. ft. Street Side (5) | \$[1,030.00] 1,051.73 |
| 1-B apartment=637 sq. ft. Ocean Side (6)  | \$[1,100.00] 1,123.21 |
| 1-B apartment=637 sq. ft. Street Side (4) | \$[1,056.00] 1,078.00 |
| 1-C apartment=682 sq. ft. Ocean Side (4)  | \$[1,107.00] 1,130.36 |
| 1-C apartment=682 sq. ft. Street Side (4) | \$[1,062.00] 1,084.41 |
| 2-A apartment=826 sq. ft. Ocean Side (3)  | \$[1,227.00] 1,252.89 |
| 2-A apartment=826 sq. ft. Street Side (1) | \$[1,175.00] 1,199.79 |
| 2-B apartment=876 sq. ft. Ocean Side (2)  | \$[1,236.00] 1,262.08 |
| 2-B apartment=876 sq. ft. Street Side (2) | \$[1,178.00] 1,202.86 |
| 2-C apartment=789 sq. ft. Ocean Side (1)  | \$[1,217.00] 1,242.68 |
| Monthly Automatic ACH Payment Fee         |                       |

**Note: All Vintage Pointe Rents are subject to a 2% discount for payment by means other than credit card.**

### Fees

|   |          |
|---|----------|
| Facility entrance access device - replacement (each)            | \$10.00  |
| Facility entrance access device - resident requested additional | \$10.00  |
| Security Deposit  | \$800.00 |
| Apartment Internal Move Fee                                     | \$500.00 |

This page intentionally left blank

City of Kenai  
Fiscal Year 2027 Consolidated Operating Budget

Authorized Personnel Staffing Table

| <u>Department</u>                                  | <u>Position Title</u>   | <u>FY2025<br/>Grade</u> | <u>FY2026<br/>Grade</u> | <u>FY2027<br/>Grade</u> | <u>FY2025<br/>Full Time<br/>Equivalent<br/>Positions</u> | <u>FY2026 Full<br/>Time<br/>Equivalent<br/>Positions</u> | <u>FY2027<br/>Full Time<br/>Equivalent<br/>Positions</u> |
|--|---|-------------------------|-------------------------|-------------------------|--|--|--|
| <b><u>General Fund</u></b>                         |   |                         |                         |                         |  |  |  |
| <b><u>Legislative</u></b>                          | Mayor   | Unclassified            | Unclassified            | Unclassified            |  |  |  |
|  | Council Members   | Unclassified            | Unclassified            | Unclassified            |  |  |  |
| <b><u>City Clerk</u></b>                           | City Clerk  | Unclassified            | Unclassified            | Unclassified            | 1.00   | 1.00   | 1.00   |
|  | Administrative Assistant III                                  | 14                      | 15                      | 15                      | 1.00   | 1.00   | 1.00   |
| <b><u>Legal Department</u></b>                     | City Attorney   | Unclassified            | Unclassified            | Unclassified            | 1.00   | 1.00   | 1.00   |
|  | Administrative Assistant II                                   | 14                      | 14                      | 14                      | 1.00   | 1.00   | 1.00   |
| <b><u>City Manager</u></b>                         | City Manager  | Unclassified            | Unclassified            | Unclassified            | 1.00   | 1.00   | 1.00   |
|  | Assistant to the City Manager/Special Projects<br>Coordinator | 23                      | 23                      | 23                      | 1.00   | 1.00   | 1.00   |
| <b><u>Human Resources</u></b>                      | Human Resources Director                                      | 23                      | 23                      | 23                      | 1.00   | 1.00   | 1.00   |
| <b><u>Finance Department</u></b>                   | Finance Director  | 28                      | 28                      | 28                      | 1.00   | 1.00   | 1.00   |
|  | Controller  | 25                      | 25                      | 25                      | 1.00   | 1.00   | 0.98   |
|  | IT Manager  | 23                      | 23                      | 23                      | 0.98   | 0.98   | 0.58   |
|  | Systems Administrator   | -                       | -                       | 19                      | -  | -  | 1.00   |
|  | Accounting Technician II                                      | 16                      | 16                      | 16                      | 1.00   | 1.00   | 1.00   |
|  | Desktop Support Technician                                    | 15                      | 15                      | 15                      | 0.58   | 0.58   | 0.50   |
|  | Accounting Technician I                                       | 14                      | 14                      | 14                      | 0.50   | 0.50   | 1.00   |
|  | Administrative Assistant I                                    | 13                      | 13                      | 13                      | 0.32   | 0.32   | 0.31   |
| <b><u>Land</u></b>                                 | Planning Director   | -                       | 24                      | 24                      | -  | 0.05   | 0.05   |
|  | Administrative Assistant III                                  | -                       | 15                      | 15                      | -  | 0.50   | 0.75   |
| <b><u>Non-Departmental</u></b>                     | Janitor   | 6                       | 6                       | 6                       | 0.35   | 0.35   | 0.70   |
| <b><u>Planning &amp; Zoning<br/>Department</u></b> | Planning Director   | 24                      | 24                      | 24                      | 0.70   | 0.65   | 0.65   |
|  | Administrative Assistant III                                  | 15                      | 15                      | 15                      | 1.00   | 0.50   | 0.25   |
|  | Administrative Assistant II                                   | 14                      | 14                      | 14                      | 0.50   | 0.50   | 0.60   |
|  | Commissioners   | Unclassified            | Unclassified            | Unclassified            |  |  |  |
| <b><u>Police Department</u></b>                    | Police Chief  | 28                      | 28                      | 28                      | 1.00   | 1.00   | 1.00   |
|  | Police Lieutenant   | 27                      | 27                      | 27                      | 1.00   | 1.00   | 1.00   |
|  | Police Sergeant   | 24                      | 24                      | 24                      | 3.00   | 3.00   | 3.00   |
|  | Police Officer  | 21                      | 21                      | 21                      | 13.00  | 13.00  | 13.50  |
|  | Administrative Assistant III                                  | 15                      | 15                      | 15                      | 1.00   | 1.00   | 1.00   |
|  | Administrative Assistant I                                    | -                       | 13                      | 13                      | -  | 0.35   | 0.35   |
|  | Janitor   | 6                       | 6                       | 6                       | 0.30   | 0.30   | 0.35   |
|  | Temporary Enforcement Officer                                 | T8                      | T8                      | T8                      | 0.60   | 0.60   | 0.56   |
| <b><u>Fire Department</u></b>                      | Fire Chief  | 27                      | 27                      | 27                      | 1.00   | 1.00   | 1.00   |
|  | Deputy Fire Chief   | 25                      | 25                      | 25                      | 1.00   | 1.00   | 1.00   |
|  | Fire Marshal  | 22                      | 22                      | 22                      | 1.00   | 1.00   | 1.00   |
|  | Fire Captain  | 22                      | 22                      | 22                      | 3.00   | 3.00   | 3.00   |
|  | Fire Engineer   | 20                      | 20                      | 20                      | 3.00   | 3.00   | 3.00   |
|  | Firefighter   | 18                      | 18                      | 18                      | 9.00   | 12.00  | 12.00  |
|  | Administrative Assistant II                                   | 14                      | 14                      | 14                      | 1.00   | 1.00   | 1.00   |

City of Kenai  
Fiscal Year 2027 Consolidated Operating Budget

Authorized Personnel Staffing Table

| <u>Department</u>                                    | <u>Position Title</u>                                | <u>FY2025<br/>Grade</u> | <u>FY2026<br/>Grade</u> | <u>FY2027<br/>Grade</u> | <u>FY2025<br/>Full Time<br/>Equivalent<br/>Positions</u> | <u>FY2026 Full<br/>Time<br/>Equivalent<br/>Positions</u> | <u>FY2027<br/>Full Time<br/>Equivalent<br/>Positions</u> |
|--|--|-------------------------|-------------------------|-------------------------|--|--|--|
| <b><u>Communications</u></b>                         |  |                         |                         |                         |  |  |  |
| <b><u>Department</u></b>                             | Communications Supervisor                            | 18                      | 18                      | 18                      | 1.00   | 1.00   | 1.00   |
|  | Public Safety Dispatcher                             | 15                      | 15                      | 15                      | 7.00   | 7.00   | 7.00   |
| <b><u>Animal Control</u></b>                         |  |                         |                         |                         |  |  |  |
| <b><u>Department</u></b>                             | Chief Animal Control Officer                         | 17                      | 17                      | 17                      | 1.00   | 1.00   | 1.00   |
|  | Animal Control Officer                               | 14                      | 14                      | 14                      | 2.00   | 2.00   | 2.00   |
| <b><u>Public Works</u></b>                           |  |                         |                         |                         |  |  |  |
| <b><u>Administration</u></b>                         | Public Works Director                                | 28                      | 28                      | 28                      | 0.71   | 0.70   | 0.63   |
|  | Capital Project Manager                              | 23                      | -                       | -                       | 1.00   | -  | -  |
|  | Assistant Public Works Director                      | 22                      | 24                      | 24                      | 1.00   | 0.70   | 0.63   |
|  | Administrative Assistant III                         | 15                      | 15                      | 15                      | 0.71   | 0.70   | 0.63   |
| <b><u>Shop Department</u></b>                        |  |                         |                         |                         |  |  |  |
|  | Shop Foreman   | 21                      | 21                      | 21                      | 1.00   | 1.00   | 1.00   |
|  | Shop Mechanic  | 19                      | 19                      | 19                      | 2.00   | 2.00   | 2.00   |
| <b><u>Street Department</u></b>                      |  |                         |                         |                         |  |  |  |
|  | Street Foreman                                       | 21                      | 21                      | 21                      | 0.93   | 0.93   | 0.93   |
|  | Equipment Lead Operator                              | 19                      | 19                      | 19                      | 0.92   | 0.91   | 0.91   |
|  | Equipment Operator                                   | 16                      | 16                      | 16                      | 2.73   | 2.73   | 2.73   |
|  | Temporary Equipment Operator                         | T16                     | T16                     | T16                     | 0.39   | 0.39   | 0.39   |
| <b><u>Building Department</u></b>                    |  |                         |                         |                         |  |  |  |
|  | Building Official                                    | 21                      | 21                      | 21                      | 1.00   | 1.00   | 1.00   |
|  | Building Maintenance Foreman                         | -                       | 21                      | 21                      | -  | 0.66   | 0.66   |
|  | Building Maintenance Lead Technician                 | 19                      | -                       | -                       | 0.66   | -  | -  |
|  | Building Maintenance Technician                      | 16                      | 16                      | 16                      | 0.66   | 0.66   | 0.66   |
| <b><u>Library</u></b>                                |  |                         |                         |                         |  |  |  |
|  | Library Director                                     | 23                      | 23                      | 23                      | 1.00   | 1.00   | 1.00   |
|  | Administrative Assistant III                         | 15                      | 15                      | 15                      | 1.00   | 1.00   | 2.00   |
|  | Library Assistant                                    | 12                      | 12                      | 12                      | 3.00   | 3.00   | 2.00   |
|  | Library Aide   | 8                       | 8                       | 8                       | 2.67   | 2.67   | 2.65   |
|  | Janitor  | 6                       | 6                       | 6                       | 0.39   | 0.39   | 0.35   |
| <b><u>Parks, Recreation &amp; Beautification</u></b> |  |                         |                         |                         |  |  |  |
| <b><u>Department</u></b>                             | Parks and Recreation Director                        | 23                      | 23                      | 23                      | 0.96   | 0.95   | 0.95   |
|  | Assistant Parks and Recreation Director              | 19                      | 19                      | 19                      | 0.93   | 0.94   | 0.94   |
|  | Parks and Recreation Maintenance Technician          | 14                      | 14                      | 14                      | 1.92   | 1.91   | 1.91   |
|  | Parks and Recreation Laborer                         | 6                       | 6                       | 6                       | 0.98   | 0.98   | 0.98   |
|  | Recreation Center Worker                             | 6                       | 6                       | 6                       | 3.35   | 3.35   | 3.35   |
|  | Temporary Parks and Recreation<br>Maintenance Worker | T5                      | T5                      | T5                      | 2.34   | 2.34   | 2.34   |
| <b><u>Dock</u></b>                                   |  |                         |                         |                         |  |  |  |
|  | Street Foreman                                       | 21                      | 21                      | 21                      | 0.04   | 0.03   | 0.03   |
|  | Equipment Lead Operator                              | 19                      | 19                      | 19                      | 0.04   | 0.04   | 0.04   |
|  | Equipment Operator                                   | 16                      | 16                      | 16                      | 0.19   | 0.17   | 0.17   |
| <b><u>General Fund Totals</u></b>                    |  |                         |                         |                         | <b><u>97.35</u></b>                                      | <b><u>99.33</u></b>                                      | <b><u>101.01</u></b>                                     |
| <b><u>Water and Sewer Fund</u></b>                   |  |                         |                         |                         |  |  |  |
| <b><u>Water/ Sewer</u></b>                           | Public Works Director                                | 28                      | 28                      | 28                      | 0.29   | 0.30   | 0.37   |
|  | Assistant Public Works Director                      | -                       | 24                      | 24                      | -  | 0.30   | 0.37   |
|  | Utility Foreman I/II                                 | 21/22                   | 21/22                   | 21/22                   | 1.00   | 1.00   | 1.00   |
|  | Utility Lead Operator                                | 19                      | 19                      | 19                      | 2.00   | 2.00   | 2.00   |
|  | Utility Operator I/II                                | 15/18                   | 15/18                   | 15/18                   | 4.00   | 4.00   | 4.00   |
|  | Administrative Assistant III                         | 15                      | 15                      | 15                      | 0.29   | 0.30   | 0.37   |
|  | Accounting Technician I                              | 14                      | 14                      | 14                      | 0.50   | 0.50   | 0.50   |
|  | Administrative Assistant I                           | 13                      | 13                      | 13                      | 0.31   | 0.31   | 0.03   |
|  | Temporary Utility Technician                         | -                       | T12                     | T12                     | -  | 0.25   | 0.25   |
| <b><u>Water and Sewer Fund Totals</u></b>            |  |                         |                         |                         | <b><u>8.39</u></b>                                       | <b><u>8.96</u></b>                                       | <b><u>8.89</u></b>                                       |

City of Kenai  
Fiscal Year 2027 Consolidated Operating Budget

Authorized Personnel Staffing Table

| <u>Department</u>                                | <u>Position Title</u>                | <u>FY2025<br/>Grade</u> | <u>FY2026<br/>Grade</u> | <u>FY2027<br/>Grade</u> | <u>FY2025<br/>Full Time<br/>Equivalent<br/>Positions</u> | <u>FY2026 Full<br/>Time<br/>Equivalent<br/>Positions</u> | <u>FY2027<br/>Full Time<br/>Equivalent<br/>Positions</u> |
|--|--------------------------------------|-------------------------|-------------------------|-------------------------|--|--|--|
| <b><u>Airport Fund</u></b>                       |                                      |                         |                         |                         |  |  |  |
| <b><u>Administration</u></b>                     | Airport Manager                      | 25                      | 25                      | 25                      | 1.00   | 1.00   | 1.00   |
|  | Administrative Assistant II          | 14                      | 14                      | 14                      | 0.67   | 0.67   | 0.67   |
| <b><u>Airfield</u></b>                           | Airport Operations Supervisor        | 21                      | 21                      | 21                      | 1.00   | 1.00   | 1.00   |
|  | Airport Operations Specialist        | 16                      | 16                      | 16                      | 1.00   | 1.00   | 1.00   |
|  | Seasonal Equipment Operator          | 16                      | 16                      | 16                      | 1.00   | 1.00   | 0.83   |
|  | Temporary Equipment Operator         | T16                     | T16                     | T16                     | 0.39   | 0.39   | 0.39   |
| <b><u>Other Buildings &amp;<br/>Areas</u></b>    | Planning Director                    | 24                      | 24                      | 24                      | 0.30   | 0.30   | 0.30   |
|  | Building Maintenance Foreman         | -                       | 21                      | 21                      | -  | 0.17   | 0.17   |
|  | Building Maintenance Lead Technician | 19                      | -                       | -                       | 0.17   | -  | -  |
|  | Building Maintenance Technician      | 16                      | 16                      | 16                      | 0.17   | 0.17   | 0.17   |
| <b><u>Airport Terminal</u></b>                   | Building Maintenance Foreman         | -                       | 21                      | 21                      | -  | 0.17   | 0.17   |
|  | Building Maintenance Lead Technician | 19                      | -                       | -                       | 0.17   | -  | -  |
|  | Building Maintenance Technician      | 16                      | 16                      | 16                      | 0.17   | 0.17   | 0.17   |
|  | Administrative Assistant II          | 14                      | 14                      | 14                      | 0.33   | 0.33   | 0.33   |
|  | Airport Operations Specialist        | 16                      | 16                      | 16                      | 1.00   | 1.00   | 1.00   |
| <b><u>Airport Fund Totals</u></b>                |                                      |                         |                         |                         | <b><u>7.37</u></b>                                       | <b><u>7.37</u></b>                                       | <b><u>7.20</u></b>                                       |
| <b><u>Congregate Housing Fund</u></b>            |                                      |                         |                         |                         |  |  |  |
| <b><u>Congregate Housing</u></b>                 | Senior Center Director               | 23                      | 23                      | 23                      | 0.40   | 0.40   | 0.40   |
|  | Administrative Assistant III         | 15                      | 15                      | 15                      | 0.30   | 0.30   | 0.30   |
| <b><u>Congregate Housing<br/>Fund Totals</u></b> |                                      |                         |                         |                         | <b><u>0.70</u></b>                                       | <b><u>0.70</u></b>                                       | <b><u>0.70</u></b>                                       |
| <b><u>Senior Citizens Fund</u></b>               |                                      |                         |                         |                         |  |  |  |
| <b><u>Title III Access</u></b>                   | Senior Center Director               | 23                      | 23                      | 23                      | 0.15   | 0.15   | 0.15   |
|  | Administrative Assistant III         | 15                      | 15                      | 15                      | 0.10   | 0.10   | 0.10   |
|  | Administrative Assistant II          | 14                      | 14                      | 14                      | 0.85   | 0.85   | 0.85   |
|  | Janitor                              | 6                       | 6                       | 6                       | 0.26   | 0.26   | 0.26   |
| <b><u>Congregate Meals</u></b>                   | Senior Center Director               | 23                      | 23                      | 23                      | 0.10   | 0.10   | 0.10   |
|  | Administrative Assistant III         | 15                      | 15                      | 15                      | 0.15   | 0.15   | 0.14   |
|  | Administrative Assistant II          | 14                      | 14                      | 14                      | 0.05   | 0.05   | 0.05   |
|  | Cook                                 | 8                       | 8                       | 8                       | 0.33   | 0.33   | 0.32   |
|  | Driver                               | 6                       | 6                       | 6                       | 0.28   | 0.28   | 0.27   |
|  | Janitor                              | 6                       | 6                       | 6                       | 0.08   | 0.08   | 0.03   |
|  | Kitchen Assistant                    | 6                       | 6                       | 6                       | 0.33   | 0.33   | 0.32   |
|  | Temporary Kitchen Assistant          | T6                      | T6                      | T6                      | 0.01   | 0.01   | 0.01   |

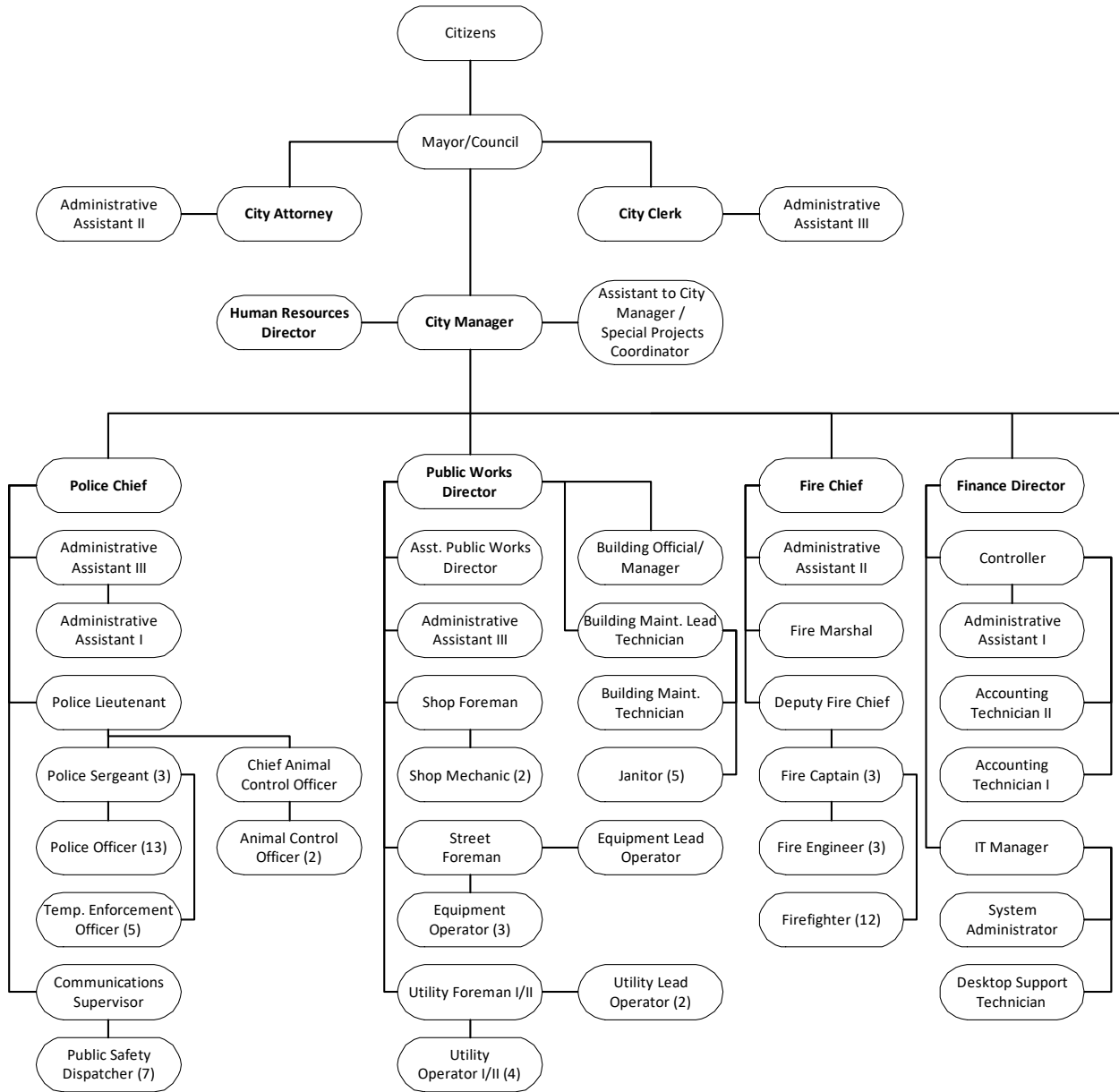
City of Kenai  
Fiscal Year 2027 Consolidated Operating Budget

Authorized Personnel Staffing Table

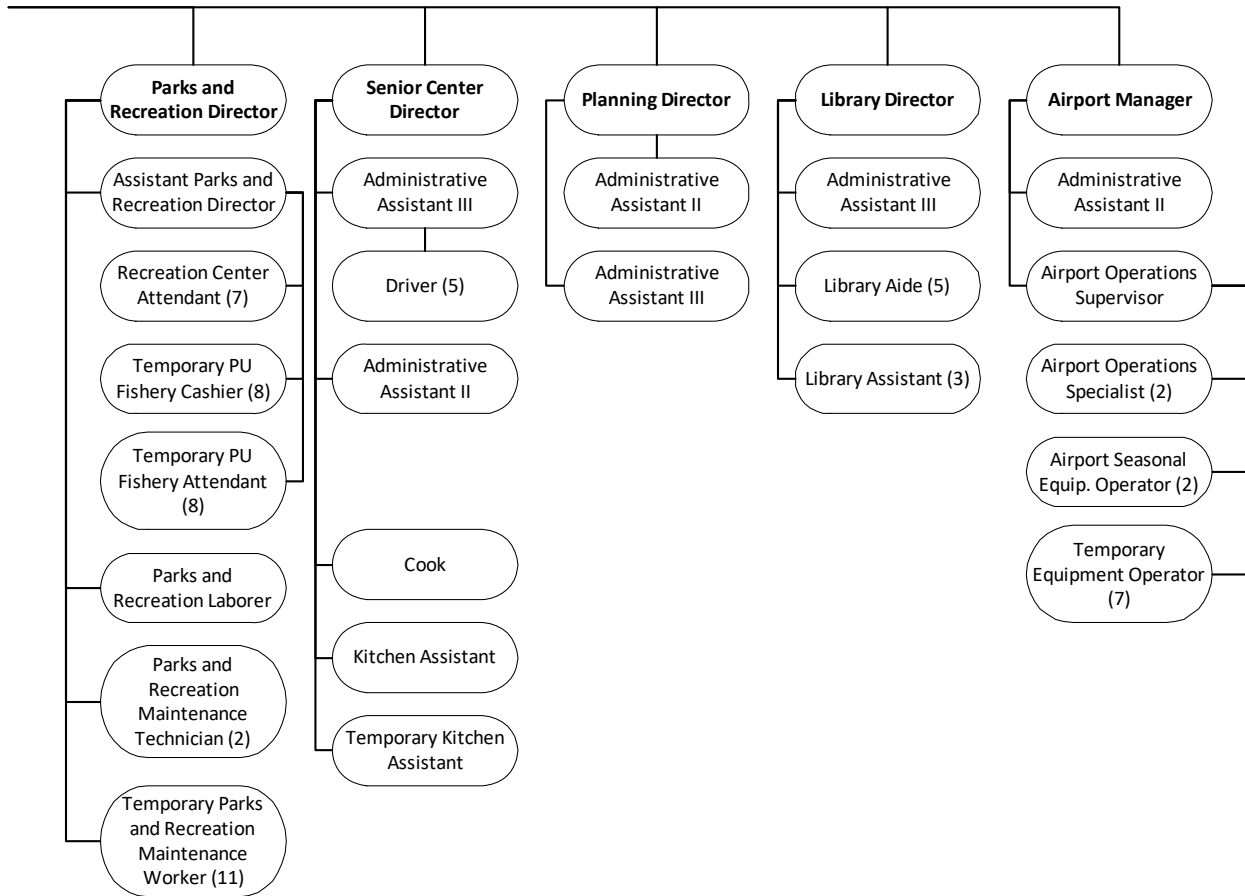
| <u>Department</u>  | <u>Position Title</u>                             | <u>FY2025<br/>Grade</u> | <u>FY2026<br/>Grade</u> | <u>FY2027<br/>Grade</u> | <u>FY2025<br/>Full Time<br/>Equivalent<br/>Positions</u> | <u>FY2026 Full<br/>Time<br/>Equivalent<br/>Positions</u> | <u>FY2027<br/>Full Time<br/>Equivalent<br/>Positions</u> |
|--|---|-------------------------|-------------------------|-------------------------|--|--|--|
| <b><u>Home Meals</u></b>                                 | Senior Center Director                            | 23                      | 23                      | 23                      | 0.17   | 0.17   | 0.17   |
|  | Administrative Assistant III                      | 15                      | 15                      | 15                      | 0.26   | 0.26   | 0.26   |
|  | Administrative Assistant II                       | 14                      | 14                      | 14                      | 0.09   | 0.09   | 0.09   |
|  | Cook  | 8                       | 8                       | 8                       | 0.58   | 0.58   | 0.58   |
|  | Driver  | 6                       | 6                       | 6                       | 0.49   | 0.49   | 0.49   |
|  | Janitor   | 6                       | 6                       | 6                       | 0.05   | 0.05   | 0.05   |
|  | Kitchen Assistant                                 | 6                       | 6                       | 6                       | 0.58   | 0.58   | 0.58   |
|  | Temporary Kitchen Assistant                       | T6                      | T6                      | T6                      | 0.03   | 0.02   | 0.02   |
| <b><u>Transportation</u></b>                             | Senior Center Director                            | 23                      | 23                      | 23                      | 0.15   | 0.15   | 0.15   |
|  | Administrative Assistant III                      | 15                      | 15                      | 15                      | 0.15   | 0.15   | 0.15   |
|  | Driver  | 6                       | 6                       | 6                       | 1.05   | 1.05   | 1.05   |
| <b><u>Choice Waiver</u></b>                              | Senior Center Director                            | 23                      | 23                      | 23                      | 0.03   | 0.03   | 0.03   |
|  | Administrative Assistant III                      | 15                      | 15                      | 15                      | 0.04   | 0.04   | 0.04   |
|  | Administrative Assistant II                       | 14                      | 14                      | 14                      | 0.01   | 0.01   | 0.01   |
|  | Cook  | 8                       | 8                       | 8                       | 0.09   | 0.09   | 0.10   |
|  | Driver  | 6                       | 6                       | 6                       | 0.75   | 0.75   | 0.08   |
|  | Janitor   | 6                       | 6                       | 6                       | 0.02   | 0.02   | 0.01   |
|  | Kitchen Assistant                                 | 6                       | 6                       | 6                       | 0.09   | 0.09   | 0.09   |
|  | Temporary Kitchen Assistant                       | T6                      | T6                      | T6                      | 0.01   | 0.01   | 0.01   |
| <b><u>Senior Citizen Fund</u></b>                        |   |                         |                         |                         |  |  |  |
| <b><u>Total</u></b>                                      |   |                         |                         |                         | <b><u>7.20</u></b>                                       | <b><u>7.20</u></b>                                       | <b><u>6.56</u></b>                                       |
|  | <b><u>Personal Use Fishery Fund</u></b>           |                         |                         |                         |  |  |  |
| <b><u>Public Safety</u></b>                              | Temporary Enforcement Officer                     | T8                      | T8                      | T8                      | 0.56   | 0.56   | 0.56   |
| <b><u>Streets</u></b>                                    | Street Foreman                                    | 21                      | 21                      | 21                      | 0.02   | 0.02   | 0.02   |
|  | Equipment Lead Operator                           | 19                      | 19                      | 19                      | 0.03   | 0.03   | 0.03   |
|  | Equipment Operator                                | 16                      | 16                      | 16                      | 0.08   | 0.08   | 0.08   |
| <b><u>Parks, Recreation &amp;<br/>Beautification</u></b> |   |                         |                         |                         |  |  |  |
| <b><u>Department</u></b>                                 | IT Manager  | 23                      | 23                      | 23                      | 0.02   | 0.02   | 0.02   |
|  | Parks and Recreation Director                     | 23                      | 23                      | 23                      | 0.04   | 0.04   | 0.04   |
|  | Assistant Parks and Recreation Director           | 19                      | 19                      | 19                      | 0.03   | 0.03   | 0.03   |
|  | Desktop Support Technicain                        | 15                      | 15                      | 15                      | 0.02   | 0.02   | 0.02   |
|  | Parks and Recreation Maintenance Technician       | 14                      | 14                      | 14                      | 0.08   | 0.08   | 0.08   |
|  | Parks and Recreation Laborer                      | 6                       | 6                       | 6                       | 0.02   | 0.02   | 0.02   |
|  | Temporary Parks and Recreation Maintenance Worker | T5                      | T5                      | T5                      | 0.33   | 0.33   | 0.33   |
|  | Temporary Personal Use Fishery Attendant          | T5                      | T5                      | T5                      | 0.07   | 0.07   | 0.07   |
|  | Temporary Personal Use Fishery Cashier            | T3                      | T3                      | T3                      | 0.57   | 0.57   | 0.57   |
| <b><u>Dock</u></b>                                       | Parks and Recreation Director                     | 23                      | 23                      | 23                      | 0.01   | 0.01   | 0.01   |
|  | Street Foreman                                    | 21                      | 21                      | 21                      | 0.02   | 0.02   | 0.02   |
|  | Assistant Parks and Recreation Director           | 19                      | 19                      | 19                      | 0.03   | 0.03   | 0.03   |
|  | Equipment Lead Operator                           | 19                      | 19                      | 19                      | 0.02   | 0.02   | 0.02   |
|  | Equipment Operator                                | 16                      | 16                      | 16                      | 0.02   | 0.02   | 0.02   |
|  | Parks and Recreation Maintenance Technician       | 14                      | 14                      | 14                      | 0.01   | 0.01   | 0.01   |
|  | Temporary Parks and Recreation Maintenance Worker | T5                      | T5                      | T5                      | 0.02   | 0.02   | 0.02   |
|  | Temporary Personal Use Fishery Attendant          | T4                      | T4                      | T4                      | 0.36   | 0.36   | 0.36   |
| <b><u>Personal Use Fishery Fund Total</u></b>            |   |                         |                         |                         | <b><u>2.36</u></b>                                       | <b><u>2.36</u></b>                                       | <b><u>2.36</u></b>                                       |
| <b>All Funds Totals</b>                                  |   |                         |                         |                         | <b><u>123.37</u></b>                                     | <b><u>125.92</u></b>                                     | <b><u>126.72</u></b>                                     |

This page intentionally left blank

City of Kenai  
 FY2027 Permanent Positions  
 Organizational Chart



City of Kenai  
 FY2027 Permanent Positions  
 Organizational Chart



City of Kenai  
Fiscal Year 2027 Operating Budget

Permanent Positions - Classified Salary Schedule

| Range | Position Title  | A        | B        | C        | D        | E        | F        |
|-------|---|----------|----------|----------|----------|----------|----------|
| 1     | Police Trainee  | \$ 14.82 | \$ 15.19 | \$ 15.56 | \$ 15.94 | \$ 16.29 | \$ 16.67 |
| 2     |   | \$ 15.56 | \$ 15.95 | \$ 16.34 | \$ 16.72 | \$ 17.12 | \$ 17.51 |
| 3     |   | \$ 16.34 | \$ 16.74 | \$ 17.16 | \$ 17.57 | \$ 17.98 | \$ 18.38 |
| 4     |   | \$ 17.16 | \$ 17.59 | \$ 18.02 | \$ 18.45 | \$ 18.88 | \$ 19.30 |
| 5     |   | \$ 18.01 | \$ 18.45 | \$ 18.91 | \$ 19.36 | \$ 19.80 | \$ 20.25 |
| 6     | Driver, Janitor, Kitchen Assistant, Parks & Rec Laborer, Recreation Center Attendant  | \$ 18.92 | \$ 19.39 | \$ 19.87 | \$ 20.34 | \$ 20.81 | \$ 21.28 |
| 7     |   | \$ 19.86 | \$ 20.36 | \$ 20.85 | \$ 21.35 | \$ 21.85 | \$ 22.35 |
| 8     | Cook, Library Aide  | \$ 21.26 | \$ 21.79 | \$ 22.32 | \$ 22.86 | \$ 23.39 | \$ 23.92 |
| 9     |   | \$ 22.33 | \$ 22.90 | \$ 23.45 | \$ 24.01 | \$ 24.57 | \$ 25.12 |
| 10    |   | \$ 23.44 | \$ 24.02 | \$ 24.61 | \$ 25.19 | \$ 25.78 | \$ 26.38 |
| 11    |   | \$ 24.59 | \$ 25.20 | \$ 25.82 | \$ 26.44 | \$ 27.05 | \$ 27.66 |
| 12    | Library Assistant   | \$ 25.85 | \$ 26.50 | \$ 27.14 | \$ 27.78 | \$ 28.44 | \$ 29.09 |
| 13    | Administrative Assistant I  | \$ 27.15 | \$ 27.82 | \$ 28.51 | \$ 29.19 | \$ 29.86 | \$ 30.55 |
| 14    | Accounting Tech I, Administrative Assistant II, Animal Control Officer, Parks & Rec Maint. Tech.                                    | \$ 28.51 | \$ 29.21 | \$ 29.94 | \$ 30.64 | \$ 31.35 | \$ 32.07 |
| 15    | Admin. Assistant III, Desktop Support Tech., Public Safety Dispatcher, Utility Operator I   | \$ 29.91 | \$ 30.66 | \$ 31.41 | \$ 32.16 | \$ 32.89 | \$ 33.65 |
| 16    | Accounting Tech II, Airport Operations Specialist, Building Maintenance Technician Equipment Operator                               | \$ 31.41 | \$ 32.19 | \$ 32.98 | \$ 33.76 | \$ 34.55 | \$ 35.33 |
| 17    | Chief Animal Control Officer  | \$ 33.01 | \$ 33.83 | \$ 34.67 | \$ 35.49 | \$ 36.31 | \$ 37.14 |
| 18    | Communications Supervisor, Utility Operator II  | \$ 34.64 | \$ 35.50 | \$ 36.36 | \$ 37.24 | \$ 38.10 | \$ 38.97 |
| 19    | Assistant Parks & Rec Director, Equipment Lead Operator, Shop Mechanic, Utility Lead Operator                                       | \$ 36.37 | \$ 37.28 | \$ 38.19 | \$ 39.10 | \$ 40.02 | \$ 40.92 |
| 20    |   | \$ 38.17 | \$ 39.13 | \$ 40.08 | \$ 41.04 | \$ 42.00 | \$ 42.96 |
| 21    | Airport Operations Supervisor, Building Official, Police Officer, Shop Foreman, Street Foreman, Building Foreman, Utility Foreman I | \$ 40.09 | \$ 41.09 | \$ 42.10 | \$ 43.10 | \$ 44.10 | \$ 45.11 |
| 22    | Utility Foreman II  | \$ 42.10 | \$ 43.15 | \$ 44.20 | \$ 45.25 | \$ 46.31 | \$ 47.36 |
| 23    | Assistant to the City Manager/Special Projects Coordinator, IT Manager  | \$ 44.18 | \$ 45.28 | \$ 46.38 | \$ 47.49 | \$ 48.60 | \$ 49.71 |
| 24    | Police Sergeant, Assistant Public Works Director  | \$ 46.40 | \$ 47.56 | \$ 48.73 | \$ 49.88 | \$ 51.05 | \$ 52.20 |
| 25    | Controller, Fire Deputy Chief   | \$ 48.73 | \$ 49.94 | \$ 51.16 | \$ 52.38 | \$ 53.60 | \$ 54.81 |
| 26    |   | \$ 51.19 | \$ 52.47 | \$ 53.75 | \$ 55.04 | \$ 56.31 | \$ 57.60 |
| 27    | Police Lieutenant   | \$ 53.70 | \$ 55.05 | \$ 56.38 | \$ 57.73 | \$ 59.08 | \$ 60.41 |
| 28    |   | \$ 56.40 | \$ 57.82 | \$ 59.23 | \$ 60.65 | \$ 62.04 | \$ 63.46 |

Classified employees engaged in fire protection activities

| Range | Position Title              | A        | B        | C        | D        | E        | F        |
|-------|-----------------------------|----------|----------|----------|----------|----------|----------|
| F18   | Firefighter                 | \$ 24.25 | \$ 24.86 | \$ 25.46 | \$ 26.06 | \$ 26.66 | \$ 27.26 |
| F19   |                             | \$ 25.47 | \$ 26.10 | \$ 26.73 | \$ 27.36 | \$ 28.00 | \$ 28.63 |
| F20   | Fire Engineer               | \$ 26.72 | \$ 27.39 | \$ 28.05 | \$ 28.71 | \$ 29.37 | \$ 30.04 |
| F21   |                             | \$ 28.08 | \$ 28.78 | \$ 29.49 | \$ 30.19 | \$ 30.90 | \$ 31.60 |
| F22   | Fire Captain, Fire Marshall | \$ 29.49 | \$ 30.22 | \$ 30.96 | \$ 31.69 | \$ 32.43 | \$ 33.16 |

Department Head

| Range | Position Title   | Minimum    | Maximum    |
|-------|--|------------|------------|
| 23    | Human Resources Director, Library Director, Parks & Rec Director, Senior Center Director | \$ 91,890  | \$ 128,646 |
| 24    | Planning Director  | \$ 96,522  | \$ 135,132 |
| 25    | Airport Manager  | \$ 101,350 | \$ 141,890 |
| 26    |  | \$ 106,480 | \$ 149,072 |
| 27    | Fire Chief   | \$ 111,697 | \$ 156,375 |
| 28    | Finance Director, Public Works Director, Police Chief                                    | \$ 117,325 | \$ 164,255 |

City Manager, City Clerk and City Attorney are Council-Appointed administrative offices with negotiated salaries.

City of Kenai  
Fiscal Year 2027 Operating Budget

Permanent Positions - Classified Salary Schedule

| AA       | BB       | CC       | DD       | EE       |
|----------|----------|----------|----------|----------|
| \$ 17.30 | \$ 17.93 | \$ 18.57 | \$ 19.19 | \$ 19.82 |
| \$ 18.17 | \$ 18.83 | \$ 19.49 | \$ 20.15 | \$ 20.81 |
| \$ 19.08 | \$ 19.76 | \$ 20.46 | \$ 21.16 | \$ 21.86 |
| \$ 20.04 | \$ 20.76 | \$ 21.49 | \$ 22.22 | \$ 22.95 |
| \$ 21.02 | \$ 21.78 | \$ 22.55 | \$ 23.31 | \$ 24.08 |
| \$ 22.08 | \$ 22.90 | \$ 23.70 | \$ 24.50 | \$ 25.30 |
| \$ 23.19 | \$ 24.03 | \$ 24.88 | \$ 25.71 | \$ 26.56 |
| \$ 24.82 | \$ 25.72 | \$ 26.62 | \$ 27.53 | \$ 28.44 |
| \$ 26.07 | \$ 27.02 | \$ 27.98 | \$ 28.93 | \$ 29.86 |
| \$ 27.38 | \$ 28.36 | \$ 29.35 | \$ 30.35 | \$ 31.35 |
| \$ 28.70 | \$ 29.75 | \$ 30.79 | \$ 31.84 | \$ 32.88 |
| \$ 30.19 | \$ 31.28 | \$ 32.38 | \$ 33.48 | \$ 34.58 |
| \$ 31.70 | \$ 32.85 | \$ 34.01 | \$ 35.17 | \$ 36.31 |
| \$ 33.27 | \$ 34.49 | \$ 35.70 | \$ 36.91 | \$ 38.12 |
| \$ 34.92 | \$ 36.19 | \$ 37.46 | \$ 38.73 | \$ 40.01 |
| \$ 36.66 | \$ 38.01 | \$ 39.34 | \$ 40.67 | \$ 42.01 |
| \$ 38.55 | \$ 39.96 | \$ 41.34 | \$ 42.75 | \$ 44.16 |
| \$ 40.43 | \$ 41.91 | \$ 43.37 | \$ 44.85 | \$ 46.32 |
| \$ 42.48 | \$ 44.02 | \$ 45.57 | \$ 47.11 | \$ 48.66 |
| \$ 44.58 | \$ 46.20 | \$ 47.82 | \$ 49.44 | \$ 51.06 |
| \$ 46.81 | \$ 48.51 | \$ 50.22 | \$ 51.92 | \$ 53.63 |
| \$ 49.15 | \$ 50.94 | \$ 52.73 | \$ 54.53 | \$ 56.31 |
| \$ 51.58 | \$ 53.46 | \$ 55.33 | \$ 57.22 | \$ 59.10 |
| \$ 54.18 | \$ 56.15 | \$ 58.13 | \$ 60.09 | \$ 62.07 |
| \$ 56.88 | \$ 58.95 | \$ 61.02 | \$ 63.10 | \$ 65.17 |
| \$ 59.77 | \$ 61.94 | \$ 64.12 | \$ 66.29 | \$ 68.47 |
| \$ 62.69 | \$ 64.98 | \$ 67.26 | \$ 69.54 | \$ 71.83 |
| \$ 65.86 | \$ 68.26 | \$ 70.66 | \$ 73.04 | \$ 75.45 |

| AA       | BB       | CC       | DD       | EE       |
|----------|----------|----------|----------|----------|
| \$ 28.29 | \$ 29.32 | \$ 30.35 | \$ 31.38 | \$ 32.42 |
| \$ 29.71 | \$ 30.79 | \$ 31.87 | \$ 32.96 | \$ 34.04 |
| \$ 31.17 | \$ 32.31 | \$ 33.45 | \$ 34.58 | \$ 35.72 |
| \$ 32.79 | \$ 33.99 | \$ 35.18 | \$ 36.37 | \$ 37.57 |
| \$ 34.42 | \$ 35.67 | \$ 36.91 | \$ 38.17 | \$ 39.42 |

City of Kenai  
Fiscal Year 2027 Operating Budget

Temporary Positions - Classified Salary Schedule

| Range | A        | B        | C        |
|-------|----------|----------|----------|
| T1    | \$ 14.53 | \$ 14.90 | \$ 15.25 |
| T2    | \$ 15.25 | \$ 15.63 | \$ 16.02 |
| T3    | \$ 16.02 | \$ 16.42 | \$ 16.83 |
| T4    | \$ 16.83 | \$ 17.24 | \$ 17.66 |
| T5    | \$ 17.65 | \$ 18.09 | \$ 18.54 |
| T6    | \$ 18.55 | \$ 19.01 | \$ 19.48 |
| T7    | \$ 19.47 | \$ 19.96 | \$ 20.44 |
| T8    | \$ 20.85 | \$ 21.37 | \$ 21.89 |
| T9    | \$ 21.90 | \$ 22.45 | \$ 22.99 |
| T10   | \$ 22.98 | \$ 23.55 | \$ 24.13 |
| T11   | \$ 24.11 | \$ 24.71 | \$ 25.31 |
| T12   | \$ 25.34 | \$ 25.98 | \$ 26.61 |
| T13   | \$ 26.62 | \$ 27.28 | \$ 27.95 |
| T14   | \$ 27.95 | \$ 28.64 | \$ 29.34 |
| T15   | \$ 29.32 | \$ 30.06 | \$ 30.79 |
| T16   | \$ 30.79 | \$ 31.56 | \$ 32.33 |
| T17   | \$ 32.36 | \$ 33.17 | \$ 33.99 |
| T18   | \$ 33.96 | \$ 34.80 | \$ 35.65 |
| T19   | \$ 35.66 | \$ 36.55 | \$ 37.45 |
| T20   | \$ 37.43 | \$ 38.36 | \$ 39.29 |
| T21   | \$ 39.30 | \$ 40.28 | \$ 41.27 |
| T22   | \$ 41.27 | \$ 42.30 | \$ 43.33 |
| T23   | \$ 43.31 | \$ 44.39 | \$ 45.48 |
| T24   | \$ 45.50 | \$ 46.63 | \$ 47.77 |
| T25   | \$ 47.77 | \$ 48.96 | \$ 50.16 |
| T26   | \$ 50.19 | \$ 51.44 | \$ 52.70 |
| T27   | \$ 52.65 | \$ 53.96 | \$ 55.28 |
| T28   | \$ 55.30 | \$ 56.69 | \$ 58.07 |
| T29   | \$ 58.15 | \$ 59.60 | \$ 61.06 |

## CHART OF ACCOUNTS

**2021 - Office Supplies** - Office stationery, forms, items of office equipment costing less than \$50, maps, drafting supplies, etc.

**2022 - Operating, Repair & Maintenance Supplies** - Includes building materials and supplies; paints and painting supplies; structural steel, iron, and related materials; plumbing supplies; electrical supplies; motor vehicle repair materials; parts and supplies; agricultural supplies; chemicals, drugs, and veterinary supplies; animal feed; food and kitchen supplies; motor vehicle fuel and lubricants; custodial and institutional supplies; clothing, film, and ammunition.

**2024 - Small Tools & Minor Equipment** - Tools and items of equipment that cost less than \$5,000 per item and which have a useful life greater than one year.

**2025 - Snack Bar Supplies** - Snack foods, beverages, paper products, (i.e., paper plates, napkins, plastic-ware), condiments and other supplies as needed to maintain the snack bar.

**2026 - Computer Software** - Computer software that is licensed either permanently or on a subscription basis, including cloud based services.

**4531 - Professional Services** - Accounting and auditing services; management consulting services; surveying, engineering, and architectural services; special legal services; and other professional services.

**4532 - Communications** - Monthly telephone, internet, cellular data, and wide area network charges.

**4533 - Transportation** - Travel expenses, per diem, lodging expenses, and seminar expenses.

**4534 - Advertising** - Newspaper; other media advertising; promotions.

**4535 - Printing & Binding** - Copy machine rental and maintenance; professional printing charges; copy machine paper.

**4536 - Insurance** - All insurance policy expenses (other than personnel related).

**4537 - Public Utility Services** - Natural gas, electricity, cable, water, sewer, and solid waste disposal.

**4538 - Repair & Maintenance Service** - Contracted repairs of buildings, vehicles, equipment, and improvements; inspection charges and other contracted services; custodial services; and building security services.

**4539 - Rentals** - Land, building, machinery, postage machine and equipment rentals.

**4540 - Equipment Fund Payments** - Payments to Equipment Replacement Internal Service Fund.

**4541 - Postage** - Stamps and postage meter.

**4666 - Books** - Books, reference materials (including CD's), and other library materials.

**4667 - Dues & Publications** - Subscriptions to magazines and newspapers; dues for professional organizations; certification fees.

**5041 - Miscellaneous** - Court costs and investigations; judgments and damages; recording fees; information and credit services; taxes; uniform allowances; college tuition costs and reimbursements; other expenses not otherwise classified.

**8061 - Land** - Costs of acquiring raw land.

**8062 - Buildings** - Costs of construction or acquiring buildings, to include engineering, design, inspection, and other related costs. Costs of improving buildings, if improvements lengthen the useful life of the building or provide a new function.

**8063 - Improvements Other Than Buildings** - Costs of improving land, if improvements provide a new function or lengthen the useful life of an existing improvement.

**8064 - Machinery & Equipment** - Equipment items costing more than \$5,000 and having a useful life in excess of one year.

**9090 - Transfers Out** - Transfer of funds from one fund to another.

## COMMUNITY PROFILE

### Government

The City of Kenai (City) was formed by a Home Rule Charter on May 20, 1963 under the provisions of Alaska Statute, Title 29, as amended. The City operates under a council-manager form of government. Policymaking and legislative authority are vested in the seven-member City Council, of which the Mayor is a member. The Council is authorized to adopt ordinances, the budget, and select the City Manager, City Attorney and City Clerk. The City Manager is responsible for carrying out the City's policies and ordinances, overseeing the day-to-day operations, and supervising department heads. The Council is elected at large on a nonpartisan basis. Council members and the Mayor are elected to three-year terms.

The City provides the following services: public safety (police, fire, animal control, and 911 communications), public improvements, airport, dock facility, water and sewer, library, senior citizen, recreation, parks, planning and general administrative services.

### Geography

The City is located in southcentral Alaska on the beautiful Kenai Peninsula at 60°33'31"N 151°13'47"W. Situated at the mouth of the world-famous Kenai River. The City is located some 160 road miles south of Anchorage. The City has a land area of 35.4 square miles of which 28.6 square miles is land and the remaining 6.8 square miles is water. The City's estimated population is 7,872. The City is located within the Kenai Peninsula Borough (KPB); a unit of government analogous to a county with a land area of 24,752 square miles and an estimated population of 61,835.



### Climate

As with much of Southcentral Alaska, Kenai has a moderate subarctic climate due to the cool summers. Winters are snowy, long but not particularly cold, especially considering the latitude, with January featuring a daily average temperature of 15.8°F. Snowfall averages 63.6 inches per year, falling primarily from October thru March, with some accumulation in April, and rarely in May or September. Summers are cool due to the coastal influence, with an average temperature of 61.7°F in the months of June, July and August. The City's record high was 93.0°F on June 14, 1969 and the record low was -48°F on February 4, 1947.

## History

Kenai was first inhabited by the Dena'ina people 3,000 years ago. In 1786 Pytor Zaikov built Fort Nikolaevskaia for the Lebedev-Lastochkin Company on the site of modern Kenai, being the first European settlement on the Alaskan mainland. In 1965, offshore oil discoveries in Cook Inlet caused a period of rapid growth. They were a part of a series of oil deposits located during the middle of the 20th century. In 1957, oil was discovered at Swanson River, 20 miles (32 km) northeast of Kenai. This was the first major oil discovery in Alaska. The same exceptional fishing, wildlife, and abundant natural resources that brought the Dena'ina people to Kenai some 3,000 years ago still attracts visitors and residents today. This small village and oil boomtown has developed into a diverse community that celebrates its rich history in one of the most spectacular natural settings in America. Kenai was named a "Top 200 Town for Sportsmen" by *Outdoor Life* magazine and was twice, in 1992 and again in 2011, named an All-American City by the National Civic League.

## Demographics

| Population              | 2016   | 2026*  |
|-------------------------|--------|--------|
| City of Kenai           | 7,551  | 7,951  |
| Kenai Peninsula Borough | 58,000 | 62,447 |

| Population by Sex/Age | 2016   | 2026* |
|-----------------------|--------|-------|
| Male                  | 3,655  | 3,869 |
| Female                | 3,896  | 3,693 |
| Under 19              | 27.9%  | 32.8% |
| 19 & over             | 72.10% | 61.2% |
| Median age            | 37     | 34.1  |
| 20-24                 | 7.6%   | 7.6%  |
| 25-34                 | 10.8%  | 10.6% |
| 35-59                 | 36.4%  | 41.0% |
| 60-84                 | 16.6%  | 28.8% |
| 85 & Over             | 0.6%   | 2.9%  |

| Population by Race                   | 2016  | 2026* |
|--------------------------------------|-------|-------|
| White                                | 5,805 | 5339  |
| African American                     | 24    | 73    |
| Asian                                | 140   | 243   |
| American Indian and Alaska Native    | 846   | 940   |
| Native Hawaiian and Pacific Islander | 148   | 47    |
| Identified by two or more            | 586   | 1029  |
| Other                                | 2     | 280   |

| Household Income       | 2016  | 2026* |
|------------------------|-------|-------|
| Number of households   | 3,508 | 2,916 |
| Average household size | 2.16  | 2.56  |

|                         |           |           |
|-------------------------|-----------|-----------|
| Median household income | \$ 87,083 | \$ 74,907 |
| Persons in poverty      | 13.2%     | 12.28%    |

| Education (persons age 25+)    | 2016  | 2026* |
|--------------------------------|-------|-------|
| High school graduate or higher | 91.6% | 94.7% |
| Bachelor's degree or higher    | 18.0% | 21.1% |

\* Estimated.

Source: U.S. Bureau of the Census, American Fact/finder, census.gov, <https://worldpopulationreview.com/us-cities/kenai-ak-population>

## Economy

The City of Kenai's economy follows the economy of the surrounding KPB and the State of Alaska. Among KPB cities, Kenai has ranked highest in gross sales since 2011. As of 2020 Kenai was the 55<sup>th</sup> top US port for commercial fisheries volume (8.2 million pounds landed) with a value of more than \$6.5 million. Kenai's economy, like the State, is heavily dependent on the price of oil. Many Kenai residents work in the oil and gas industry in Cook Inlet and other parts of Alaska. Other significant local employers include Education and Health Services, Retail Trade and Leisure and Hospitality businesses.

| Unemployment            | 2016 | 2026* |
|-------------------------|------|-------|
| Kenai Peninsula Borough | 9.8% | 5.9 % |

Source: <https://live.laborstats.alaska.gov/data-pages/labor-force-area-data?a=0&s=16>

### Taxable Sales by Category (July 1 – June 30)

| Category  | 2015          | 2025          |
|---|---------------|---------------|
| Retail Trade                                    | \$162,134,036 | \$242,406,095 |
| Restaurant/Bar                                  | 14,055,651    | 20,595,170    |
| Utilities                                       | 10,261,338    | 11,178,788    |
| Services  | 4,941,136     | 6,139,679     |
| Hotel/Motel/Bed & Breakfast                     | 10,443,325    | 6,120,786     |
| Rental Residential Property                     | 5,102,726     | 5,263,892     |
| Public Administration                           | 3,304,716     | 4,202,300     |
| Professional, Scientific and Technical Services | 3,396,344     | 4,067,544     |
| Wholesale Trade                                 | 3,471,361     | 2,808,682     |
| Information                                     | 9,475,629     | 2,324,477     |
| Telecommunications                              | 2,526,507     | 1,995,881     |
| Rental Personal Property                        | 264,719       | 1,941,292     |
| Arts and Entertainment                          | 518,745       | 1,732,078     |
| Rental Non-Residential Property                 | 2,510,639     | 1,713,639     |
| Administrative & Waste Management               | 1,176,435     | 1,504,559     |
| Manufacturing                                   | 1,332,518     | 1,268,042     |
| Educational Services                            | 226,100       | 1,188,011     |
| Construction Contracting                        | 1,366,341     | 1,144,975     |
| Rental Self-Storage & Mini                      | 16,280        | 1,102,153     |
| Guiding   | 326,132       | 518,735       |

|  |                      |                      |
|--|----------------------|----------------------|
| Transportation and Warehousing           | 373,378              | 501,887              |
| Mining/Quarrying                         | 118,952              | 435,203              |
| Rental Commercial Property               | 430,127              | 405,076              |
| Finance and Insurance                    | 555,980              | 193,059              |
| Agriculture, Forestry, Fishing & Hunting | 213,765              | 26,621               |
| Health Care and Social Assistance        | <u>73,510</u>        | <u>10,199</u>        |
| <br>                                     |                      |                      |
| Total                                    | <u>\$238,616,390</u> | <u>\$320,788,823</u> |
| <br>                                     |                      |                      |
| City direct sales tax rate               | 3.00%                | 3.00%                |

Source: The Kenai Peninsula Borough Sales Tax Department.

### Transportation

The City is the major airfare hub for the Kenai Peninsula. The Kenai Municipal Airport receives approximately 75,000 passengers and 2.3 million pounds of freight annually.

## GLOSSARY OF KEY TERMS

**Accrual Basis** - The basis of accounting under which the financial effects of a transaction and other events and circumstances that have cash consequences for the governmental entity are recorded in the period in which those transactions, events and circumstances occur, rather than only in the periods in which cash is received or paid by the entity.

**Adopted Budget** - Refers to the budget amounts as originally approved by the Kenai City Council at the beginning of the year and also to the budget document which consolidates all beginning of the year operating appropriations and new capital project appropriations.

**Annual Budget** - A budget developed and enacted to apply to a single fiscal year.

**Annual Comprehensive Financial Report (ACFR)** - The official annual report of a government. It includes: (a) the five combined financial statements in the combined statement-overview and their related notes and (b) combining statements by fund type and individual fund and account group financial statements prepared in conformity with GAAP and organized into a financial report pyramid. It also includes support schedules necessary to demonstrate compliance with finance-related legal and contractual provisions, required supplementary information, extensive introductory material and detailed statistical sections.

**Appraise** - To estimate the value, particularly the value of property. if the property is valued for taxations, the narrower term "assess" is substituted.

**Appropriation Ordinance** - The official enactment by the City Council establishing the legal authority for the City administrative staff to obligate and expend resources.

**Assessed Valuation** - The valuation set upon all real and personal property in the City that is used as a basis for levying taxes. Tax-exempt property is excluded from the assessable base.

**Audit** - A systematic collection of the sufficient, competent evidential matter needed to attest to the fairness of management's assertions in the financial statements or to evaluate whether management has efficiently and effectively carried out its responsibilities. The auditor obtains this evidential matter through inspections, observation, inquiries and confirmations with third parties.

**Automatic Aid:** A plan developed between two or more fire departments for immediate joint response on first alarms. Defines area of response and defines what will respond, including initial response vehicle and manning.

**Available Fund Balance** - The difference between fund assets and fund liabilities of governmental and proprietary fund types that is not reserved for specific purposes.

**Basis of Accounting** - A term used to refer to when revenues, expenditures, expenses, and transfers - and the related assets and liabilities - are recognized in the accounts and reported in the financial statements. Specifically, it relates to the timing of the measurements made, regardless of the nature of the measurement, on either the cash or accrual method.

**Bond** - Most often, a written promise to pay a specified sum of money, called the par value or principal, at a specified date or dates in the future, called the maturity date(s), together with periodic interest at a specified rate. The difference between a note and bond is that the latter is issued for a longer period and requires greater legal formality.

## GLOSSARY OF KEY TERMS

**Bond Ordinance** - An ordinance authorizing a bond issue.

**Budget** - A plan of financial operation embodying an estimate of proposed expenditures for a given period and the proposed means of financing them. Sometimes the term "budget" designates the financial plan presented to the appropriating governing body for adoption, and sometimes, the plan finally approved by that body.

**Budgetary Control** - The control or management of a government or enterprise in accordance with an approved budget to keep expenditures within the limitations of available appropriations and available revenues.

**Budget Document** - The official written statement prepared by the City's administrative staff to present a comprehensive financial program to the City Council. The first part provides overview information, together with a message from the budget-making authority, and a summary of the proposed expenditures and the means of financing them. The second consists of schedules supporting the summary. These schedules show in detail the past years' actual revenues, expenditures and other data used in making the estimates. The third part is composed of personnel and salary schedules, the chart of accounts, and a glossary.

**Capital Improvement Plan** - A plan that identifies: (a) all capital improvements which are proposed to be undertaken during a five fiscal year period; (b) the cost estimate for each improvement; (c) method of financing each improvement; and (d) the recommended time schedule for each project.

**Capital Projects** - Projects which purchase or construct fixed assets. Typically, a capital

project encompasses a purchase of land and/or the construction of a building or facility.

**Capital Projects Funds** - Funds established to account for financial resources to be used for the acquisition or construction of major capital facilities (other than proprietary and trust funds).

**Contingency** - Those funds included in the budget for the purpose of providing a means to cover minor unexpected costs during the budget year.

**Contractual Services** - Items of expenditure from services the City receives primarily from an outside company.

**Debt Service Funds** - Funds established to account for the accumulation of resources for and the payment of, general long-term debt principal and interest that resulted from the issuance of bonds.

**Deficit** - The excess of expenditures over revenues during an accounting period, or in the case of proprietary funds, the excess of expenses over revenues during an accounting period.

**Department** - The City administration is divided into departments. While a department may refer to a single activity, it usually indicates a grouping of related activities.

**Depreciation** - In accounting for depreciation, the cost of a fixed asset, less any salvage value, is prorated over the estimated service life of the asset. Each period is charged with a portion of the cost. Through this process, the entire cost of the asset less the salvage value is ultimately charged off as an expense.

**Employee Benefits** - Contributions made by the City to designated funds to meet commitments or obligations for employee

## GLOSSARY OF KEY TERMS

fringe benefits. Included is the City's share of costs for pension, medical, and life insurance plans.

**Encumbrances** – Commitments related to unperformed contracts, in the form of purchase orders or contracts, for goods or services. Used in budgeting, encumbrances are not expenditures or liabilities, but represent the estimated amount of expenditures that will result if unperformed contracts in process are completed.

**Enterprise Fund** - A proprietary fund established to account for operations that are financed and operated in a manner similar to private business enterprises. In this case the intent of the governing body is that the expenses including depreciation of providing goods as services to the general public on a continuing basis be financed or recovered primarily through user charges. Included in this category are two hospitals.

**Expenditure** - Decreases in net financial resources. Expenditures include current operating expenses, requiring the present or future use of net current assets, debt service and capital outlays, and inter-governmental grants, entitlements and shared revenues.

**Expenses** - Outflows or other using up of assets or incurrence of liabilities (or a combination of both) from delivering or producing goods, rendering services or carrying out other activities that constitute the entity's ongoing major or central operations.

**Fiduciary Fund Types** - The trust and agency funds used to account for assets held by a government unit in a trustee capacity or an agent for individuals, private organizations, other government units and/or other funds.

**Financial Resources** - Cash and other assets that, in the normal course of operations, will become cash.

**Fiscal Year** - The twelve-month period to which the annual operating budget applies and at the end of which a government determines the financial position and results of its operations. The City's fiscal year extends from July 1 to the following June 30.

**Fixed Assets** - long-lived tangible assets obtained or controlled as a result of past transactions, events or circumstances. Fixed assets include buildings, equipment, and improvements other than buildings and land.

**Function** - A group of related activities aimed at accomplishing a major service for which a government is responsible.

**Fund** - A fiscal and accounting entity with a self-balancing set of accounts in which cash and/or other financial resources, all related liabilities, and residual equities, or balances, and changes therein, are recorded and segregated to carry on specific activities or attain certain objectives in accordance with special regulations, restrictions or limitations.

**Fund Balance** - The difference between fund assets and fund liabilities of governmental and similar trust funds.

**Fund Balance Appropriated** - The amount of fund balance budgeted as a revenue source.

**Fund Categories** - Funds used in governmental accounting are classified into three broad categories: governmental, proprietary and fiduciary.

**Fund Type** - The three broad fund categories of governmental accounting are subdivided into seven fund types. The seven fund types are: general, special revenue, debt service, capital projects, enterprise, internal service, and fiduciary.

## GLOSSARY OF KEY TERMS

**General Fund** - A type of governmental fund used to account for revenues and expenditures for regular day-to-day operations of the City, including the school district, which is not accounted for in specific purpose funds. The primary sources of revenue for this fund are local taxes and federal and state revenues.

**Generally Accepted Accounting Principles (GAAP)** - Uniform minimum standards and guidelines for financial account and reporting. They govern the form and content of the financial statements of an entity. GAAP encompass the conventions, rules and procedures necessary to define accepted accounting practice at a particular time. They include not only broad guidelines of general applications, but also detailed practices and procedures. GAAP provide a standard by which to measure financial presentations.

**Governmental Fund Types** - Funds used to account for the acquisition, use and balances of expendable financial resources and the related current liabilities - except those accounted for in the proprietary funds and fiduciary fund. Under current GAAP, there are four governmental fund types: general, special revenue, debt service and capital projects.

**Grants** - Contributions or gifts of cash or other assets from another government or other organization to be used for a specified purpose, activity or facility. Typically, these contributions are made to local governments from the state and federal governments.

**Interfund Transfers** - Amounts transferred from one fund to another fund. This includes reimbursements, residual equity transfers and operating transfers.

**Intergovernmental Revenues** - Revenues from other governments in the form of grants, entitlements, or shared revenues or

payments in lieu of taxes.

**Internal Service Fund** - A proprietary fund type used to account for the financing of goods or services provided by one department of a government to other departments.

**Investment** - Securities held for the production of income in the form of interest in compliance with the policies set out by the City code of ordinances.

**Levy** - To impose taxes, special assessments or service charges for the support of government activities. Also used to denote the total amount of taxes, special assessments or service charges imposed by a government.

**Liabilities** - Debt or other legal obligations, arising from present obligations of a particular entity, to transfer assets or provide services to other entities in the future as a result of past transactions or events.

**Measurement Focus** - The accounting convention that determines (1) which assets and which liabilities are included on a government's balance sheet and where they are reported there, and (2) whether an operating statement presents information on the flow of financial resources (revenues and expenditures) or information on the flow of economic resources (revenues and expenses).

**Mill** - A measure of the rate of property taxation, representing one one-thousandth of a dollar of assessed value.

**Mill Rate** - The tax rate on property, based on mill(s). A rate of 1 mill applied to a taxable value of \$100,000 would yield \$100 in tax.

**Modified Accrual Basis of Accounting** - A basis of accounting in which revenues and other financial resources are recognized

## GLOSSARY OF KEY TERMS

when they become susceptible to accrual, that is when they are both "measurable" and "available to finance expenditures of the current period." "Available" means collectible in the current period or soon enough thereafter to be used to pay liabilities of the current period. Expenditures are recognized when the fund liability is incurred except for (1) inventories of materials and supplies that may be considered expenditures either when purchased or when used, and

(2) prepaid insurance and similar items that may be considered expenditures either when paid for or when consumed. All governmental funds, expendable trust funds and agency funds are accounted for using the modified accrual basis of accounting.

**Mutual Aid** - Reciprocal assistance by emergency services under a prearranged plan. Not an automatic response, but a requested response. Request identifies resources requested and manning. Does not need to be a defined area but generally is between adjacent entities or those relatively close in proximity of each other.

**Non-Departmental** - Refers to a group of governmental activities, which are not associated with and cannot be allocated to any particular department.

**Ordinance** - A formal legislative enactment by the legislative body which, if not in conflict with any higher form of law, has the full force and effect of law within the boundaries of the municipality to which it applies. The difference between an ordinance and a resolution is that the latter requires less legal formality and has a lower legal status. Revenue raising measures, such as the imposition of taxes, special assessments and service charges, universally require ordinances.

**Other Financing Sources** – Increase in current financial resources that is reported

separately from revenues to avoid distorting revenue trends. Governmental fund general long-term debt proceeds, land lease payments, land sale payments, proceeds from the sale of fixed assets, operating transfers in, service charges, and fees for governmental services.

**Performance Measures** - Specific quantitative productivity measures of work performed within an activity or program. Also, a specific quantitative measure of results obtained through a program or activity.

**Personnel Services** - Items of expenditures in the operating budget for salaries and wages paid for services performed by City employees, including employee benefit costs such as the City's contribution for retirement, social security, and health and life insurance.

**Program** - Group activities, operations or organizational units directed to attaining specific purposes or objectives.

**Property Tax** - A tax levied on the assessed value of property.

**Proprietary Funds** - A type of fund that accounts for governmental operations that are financed and operated in a manner similar to private business enterprises. Proprietary fund types used by the City include the enterprise and internal service funds.

**Purchase Order** - A document authorizing the delivery of specified merchandise or the rendering of certain services for a stated estimated price. Outstanding purchase orders at the end of the fiscal year are called encumbrances.

**Replacement Cost** - The amount of cash or other consideration that would be required today to obtain the same asset or its equivalent.

## GLOSSARY OF KEY TERMS

**Retained Earnings** - An equity account reflecting the accumulated earning of an enterprise or internal service fund.

**Revenue** - Increases in the net current assets of a governmental fund type other than expenditure refunds and residual equity transfers. General long-term debt proceeds and operating transfers are classified as 'other financing sources' rather than as revenues. Increases in the net total assets of a proprietary fund type other than expense refunds, capital contributions, and residual equity transfers. Operating transfers, as in governmental fund types, are classified separately from revenues.

**Sales Tax** - State legislation allows local governments to levy a sales tax on retail sales in its jurisdiction. The City currently levies 3% on all taxable retail within the City.

**Single Audit** - An audit performed in accordance with the single audit act of 1984 and the office of management and budget (OMB) circular a-128, audits of state and local governments. The single audit act allows or requires governments (depending on the amount of federal assistance received) to have one audit performed to meet the needs of all federal grantor agencies.

**Special Revenue Fund** - A fund used to account for the proceeds of specific revenue sources (other than expendable trust or major capital projects) that are legally restricted to expenditure for specified purposes.

**Tax Levy** - The total dollar amount of tax that optimally should be collected based on tax rates and assessed values of personal and real properties.